



US00D689134S

(12) **United States Design Patent**
Landow

(10) **Patent No.:** **US D689,134 S**
(45) **Date of Patent:** **** Sep. 3, 2013**

- (54) **PEN**
- (75) Inventor: **Brian Landow**, Hauppauge, NY (US)
- (73) Assignee: **Lanco Corporation**, Hauppauge, NY (US)
- (**) Term: **14 Years**
- (21) Appl. No.: **29/423,900**
- (22) Filed: **Jun. 6, 2012**
- (51) **LOC (9) Cl.** **19-06**
- (52) **U.S. Cl.**
USPC **D19/41**
- (58) **Field of Classification Search**
USPC D14/411; D19/35, 36, 41-51, 53-58;
24/11 R, 11 F, 11 P; 401/52, 99-109, 192,
401/195, 196
See application file for complete search history.

- D573,184 S * 7/2008 Vadenne D19/50
- 7,431,527 B2 * 10/2008 Kroggel 401/195
- D589,559 S * 3/2009 Slemp D19/51
- D591,352 S * 4/2009 Gerules et al. D19/50
- D601,197 S * 9/2009 Zhang D19/48
- D612,888 S * 3/2010 Rolion et al. D19/51
- D628,645 S * 12/2010 Zhang D19/51
- D651,246 S * 12/2011 Beyer D19/51
- D654,952 S * 2/2012 Laemle D19/50
- D672,393 S * 12/2012 Mao D19/50
- 2009/0290929 A1 * 11/2009 Rolion et al. 401/109
- 2011/0086335 A1 * 4/2011 Rogers 434/408

* cited by examiner

Primary Examiner — Elizabeth Albert

(74) *Attorney, Agent, or Firm* — Shoemaker and Mattare

(57) **CLAIM**

The ornamental design for a pen, as shown and described.

DESCRIPTION

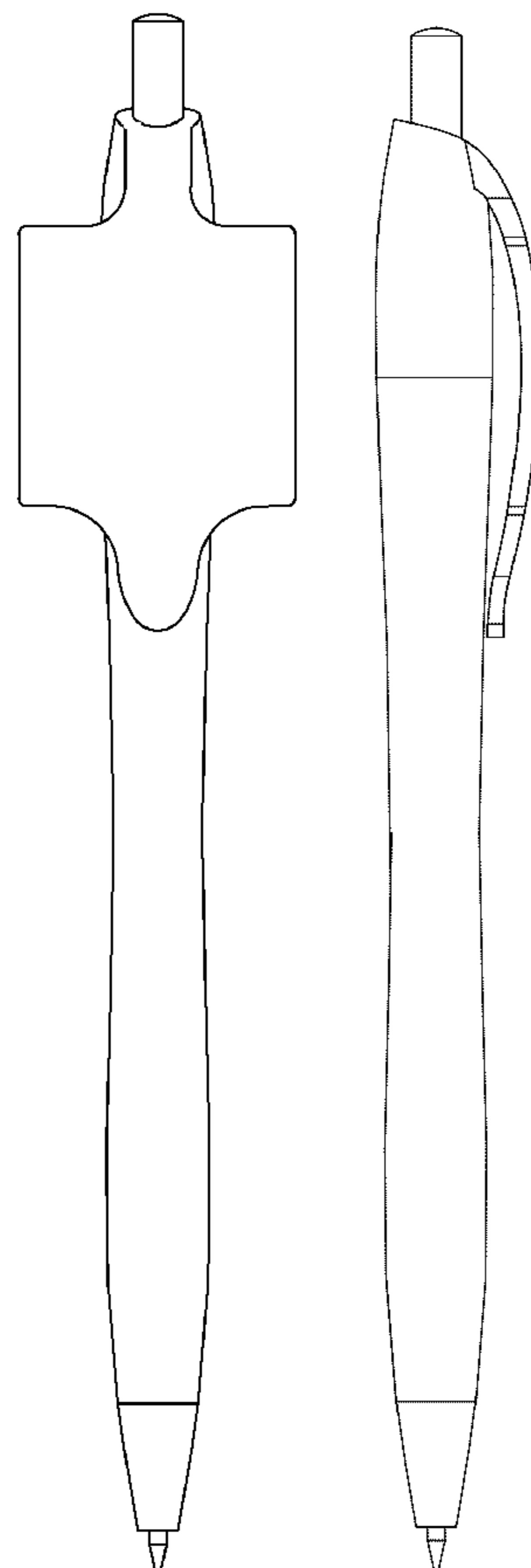
FIG. 1 is a front elevational view of a pen showing my new design;
 FIG. 2 is a right side elevational view thereof, the left side view being a mirror image; and,
 FIG. 3 is a perspective view thereof, from the front, top and one side.

1 Claim, 3 Drawing Sheets

(56) **References Cited**

U.S. PATENT DOCUMENTS

- D177,660 S * 5/1956 Blish D19/58
- D180,149 S * 4/1957 Larson et al. D19/51
- D395,448 S * 6/1998 Chevalier D19/51
- D418,163 S * 12/1999 Rosen D19/51
- 6,419,413 B1 * 7/2002 Oliver et al. 401/131
- D503,429 S * 3/2005 Cheng D19/36



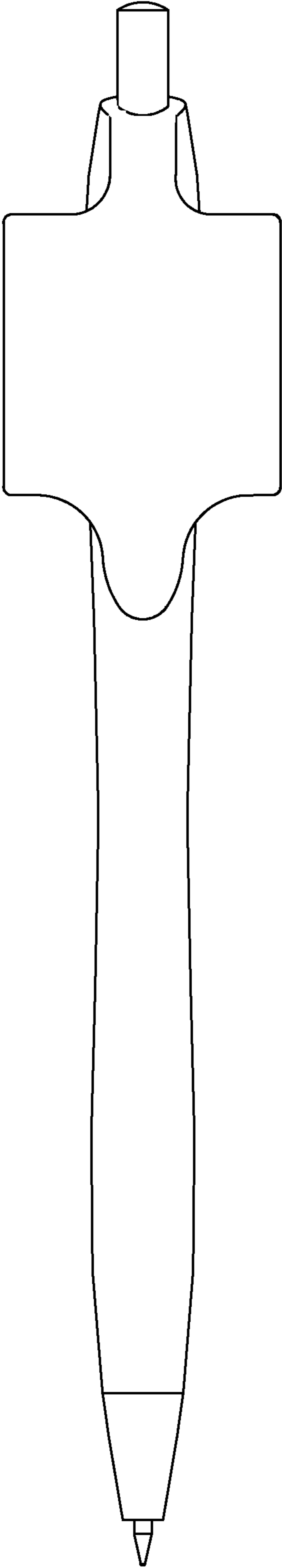


Fig. 1




Fig. 2




Fig. 3