



US00D689103S

(12) **United States Design Patent**  
**Sekine**

(10) **Patent No.:** **US D689,103 S**  
(45) **Date of Patent:** **\*\* Sep. 3, 2013**

(54) **FREEZER SHOWCASE**  
(75) Inventor: **Masaru Sekine**, Tochigi (JP)  
(73) Assignee: **Panasonic Corporation**, Osaka (JP)  
(\*\*) Term: **14 Years**  
(21) Appl. No.: **29/427,450**

D541,827 S \* 5/2007 Resch ..... D15/83  
D586,366 S \* 2/2009 Resch ..... D15/79  
D596,208 S \* 7/2009 Cunnane ..... D15/83  
D607,474 S \* 1/2010 Pacher ..... D15/83  
D607,907 S \* 1/2010 de Malherbe ..... D15/83  
D621,856 S \* 8/2010 Bertoli et al. .... D15/83  
D671,149 S \* 11/2012 Resch ..... D15/83  
D671,570 S \* 11/2012 Resch ..... D15/83  
D678,364 S \* 3/2013 Resch ..... D15/83  
D678,365 S \* 3/2013 Resch ..... D15/83

(22) Filed: **Jul. 18, 2012**

(30) **Foreign Application Priority Data**

Jan. 25, 2012 (JP) ..... 2012-001302

(51) **LOC (9) Cl.** ..... **15-07**

(52) **U.S. Cl.**  
USPC ..... **D15/83**

(58) **Field of Classification Search**  
USPC ..... D15/79, 81, 83-86; 312/116, 236,  
312/352, 400-409, 238.1; 62/3.1, 3.6-3.64,  
62/45.1, 293, 331, 371, 440, 467, 529, 531,  
62/125, 255, 457.3-457.9; D6/437, 470,  
D6/471, 473

See application file for complete search history.

(56) **References Cited**

**U.S. PATENT DOCUMENTS**

D449,845 S \* 10/2001 Reese et al. .... D15/83  
D477,616 S \* 7/2003 Resch ..... D15/83  
D483,045 S \* 12/2003 Resch ..... D15/83  
D520,529 S \* 5/2006 Resch ..... D15/83  
D521,029 S \* 5/2006 Resch ..... D15/83  
D530,346 S \* 10/2006 Resch ..... D15/83  
D541,313 S \* 4/2007 Resch ..... D15/83  
D541,314 S \* 4/2007 Resch ..... D15/83

**FOREIGN PATENT DOCUMENTS**

CN 201130094486.7 4/2011  
JP 1419222 S 7/2011  
JP 1419568 S 7/2011

\* cited by examiner

*Primary Examiner* — Mitchell Siegel

(74) *Attorney, Agent, or Firm* — Brinks Hofer Gilson & Lione

(57) **CLAIM**

I claim the ornamental design for a freezer showcase, as shown and described.

**DESCRIPTION**

FIG. 1 is a top perspective view of a freezer showcase of the present invention;

FIG. 2 is a front view thereof;

FIG. 3 is a rear view thereof;

FIG. 4 is a first side view thereof;

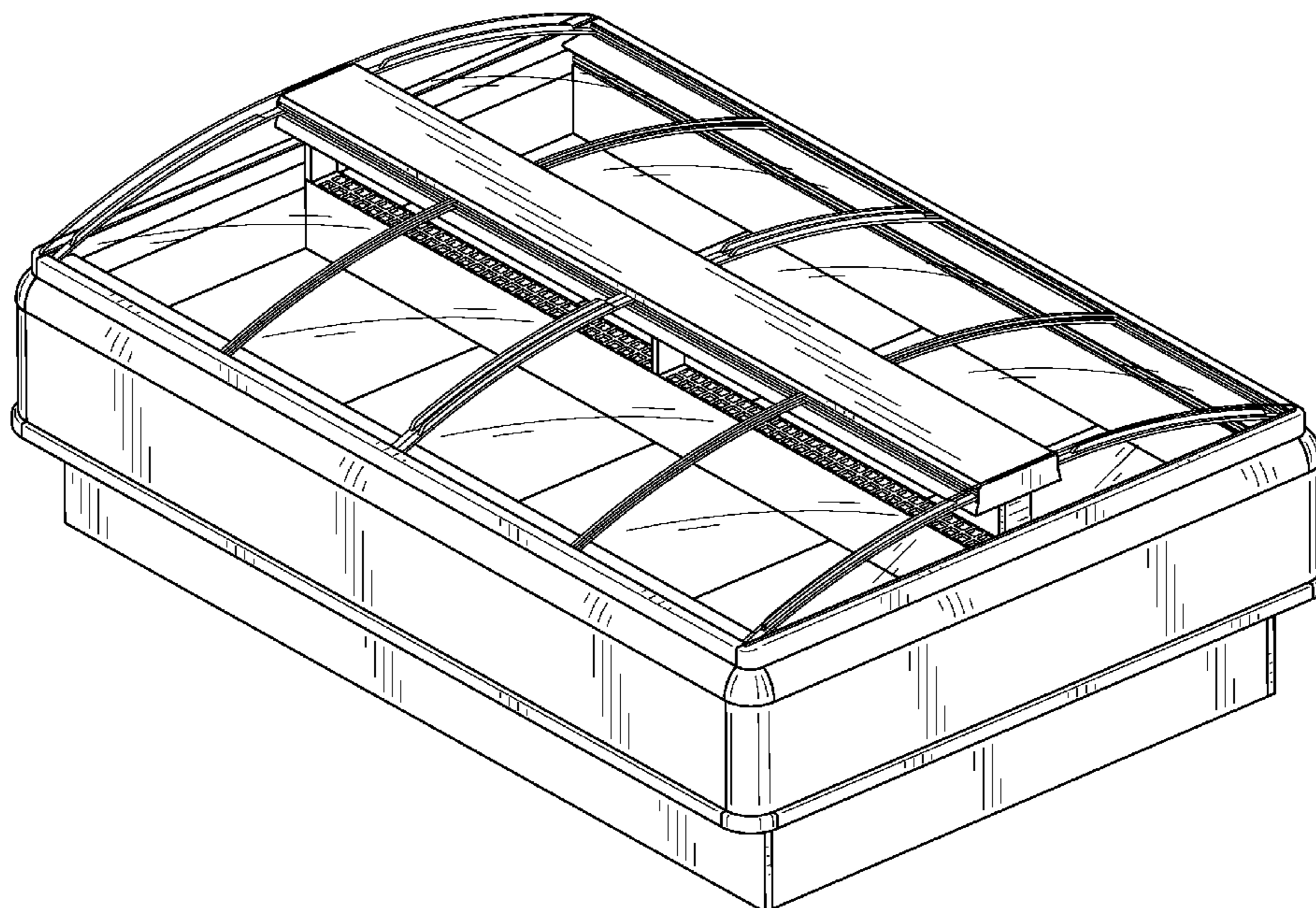
FIG. 5 is a second side view thereof;

FIG. 6 is a top view thereof;

FIG. 7 is a bottom view thereof; and,

FIG. 8 is a top perspective view thereof shown with the windows in an opened position.

**1 Claim, 8 Drawing Sheets**



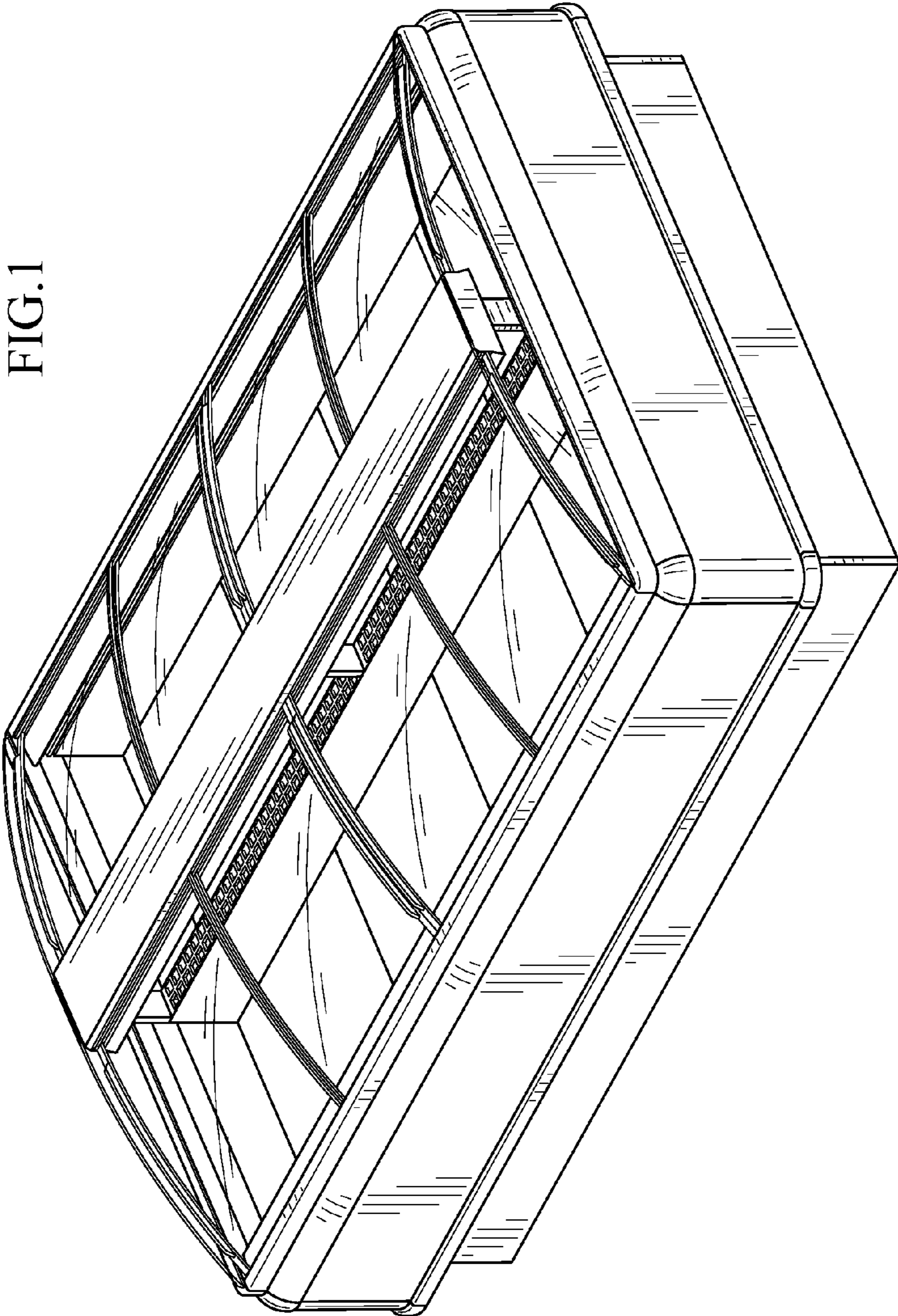


FIG.1

FIG.2

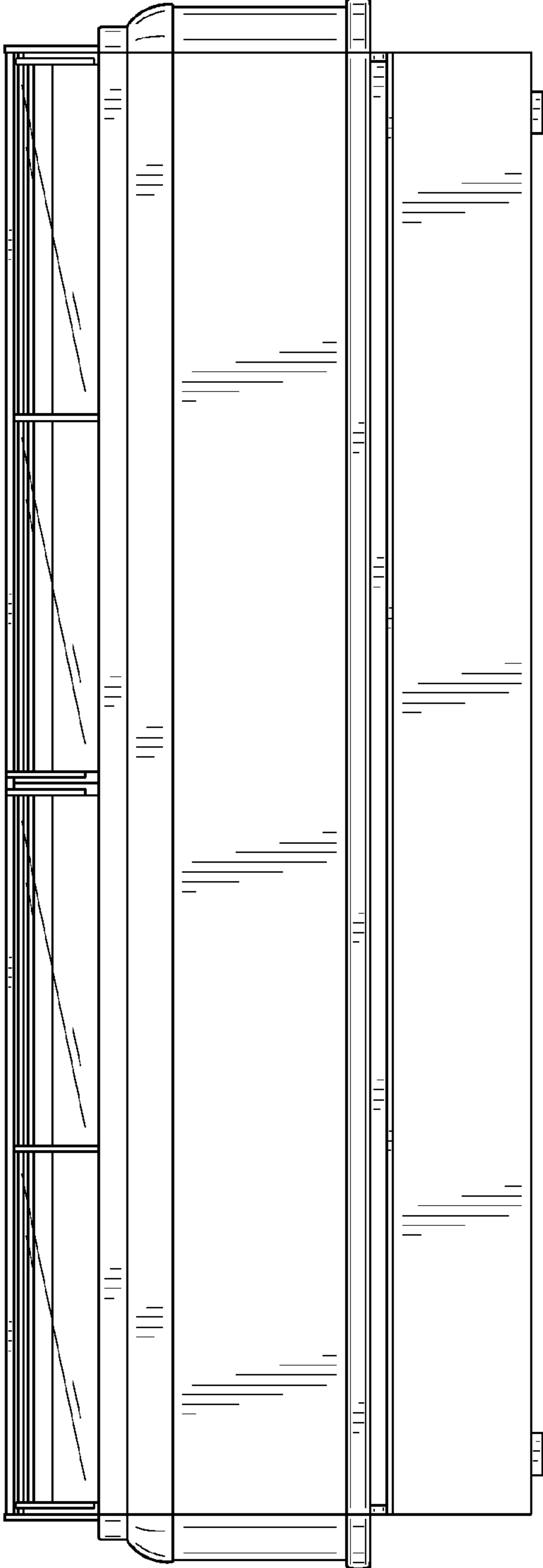


FIG.3

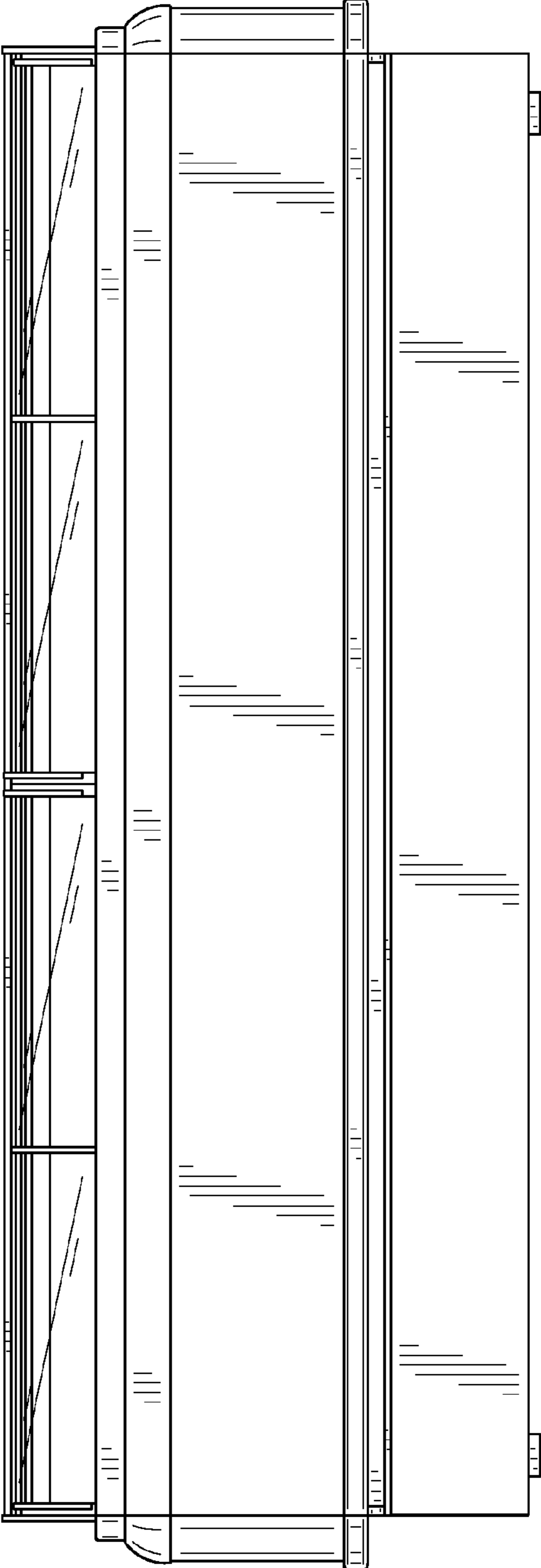




FIG.4

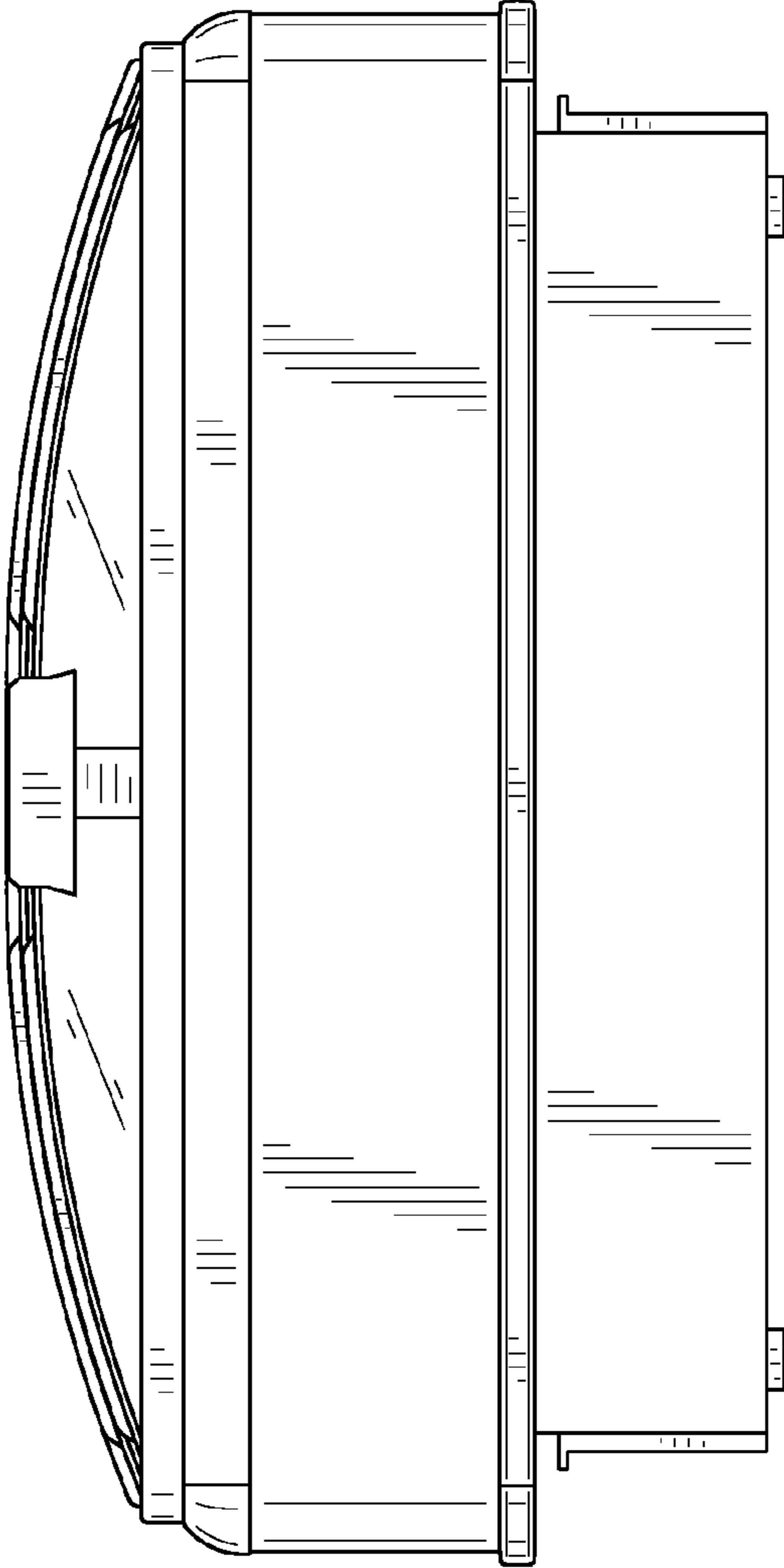


FIG.5

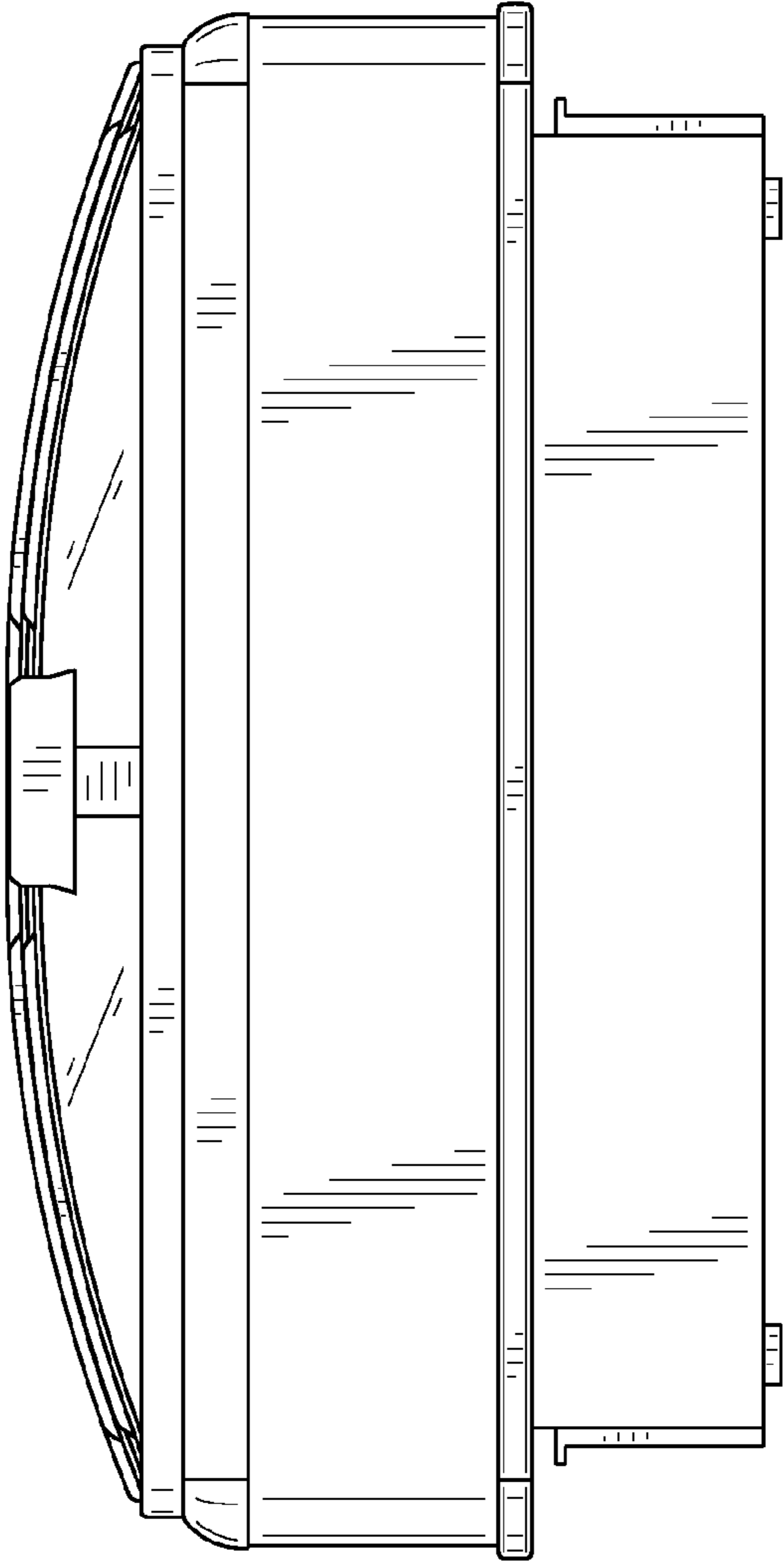


FIG. 6

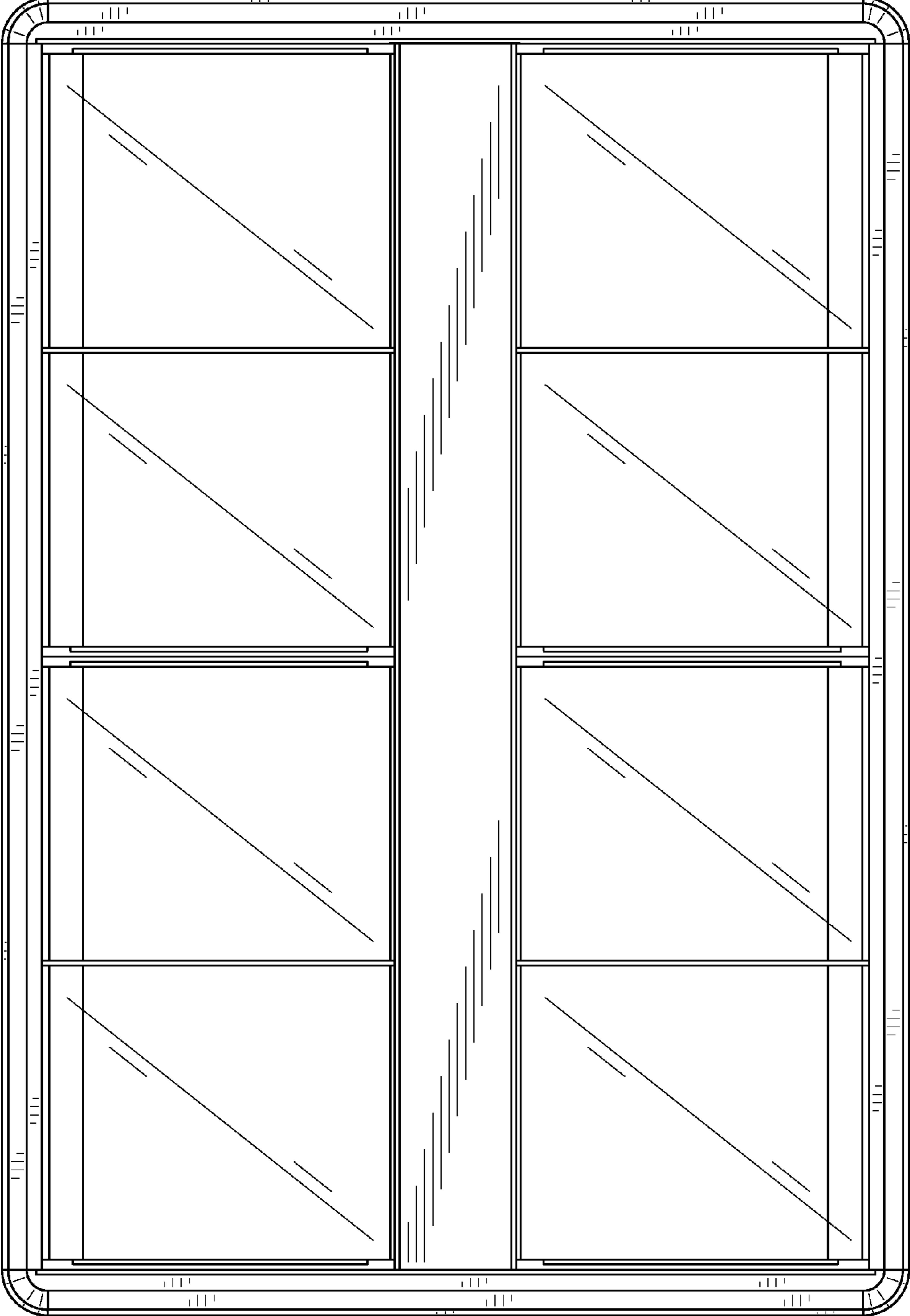


FIG.7

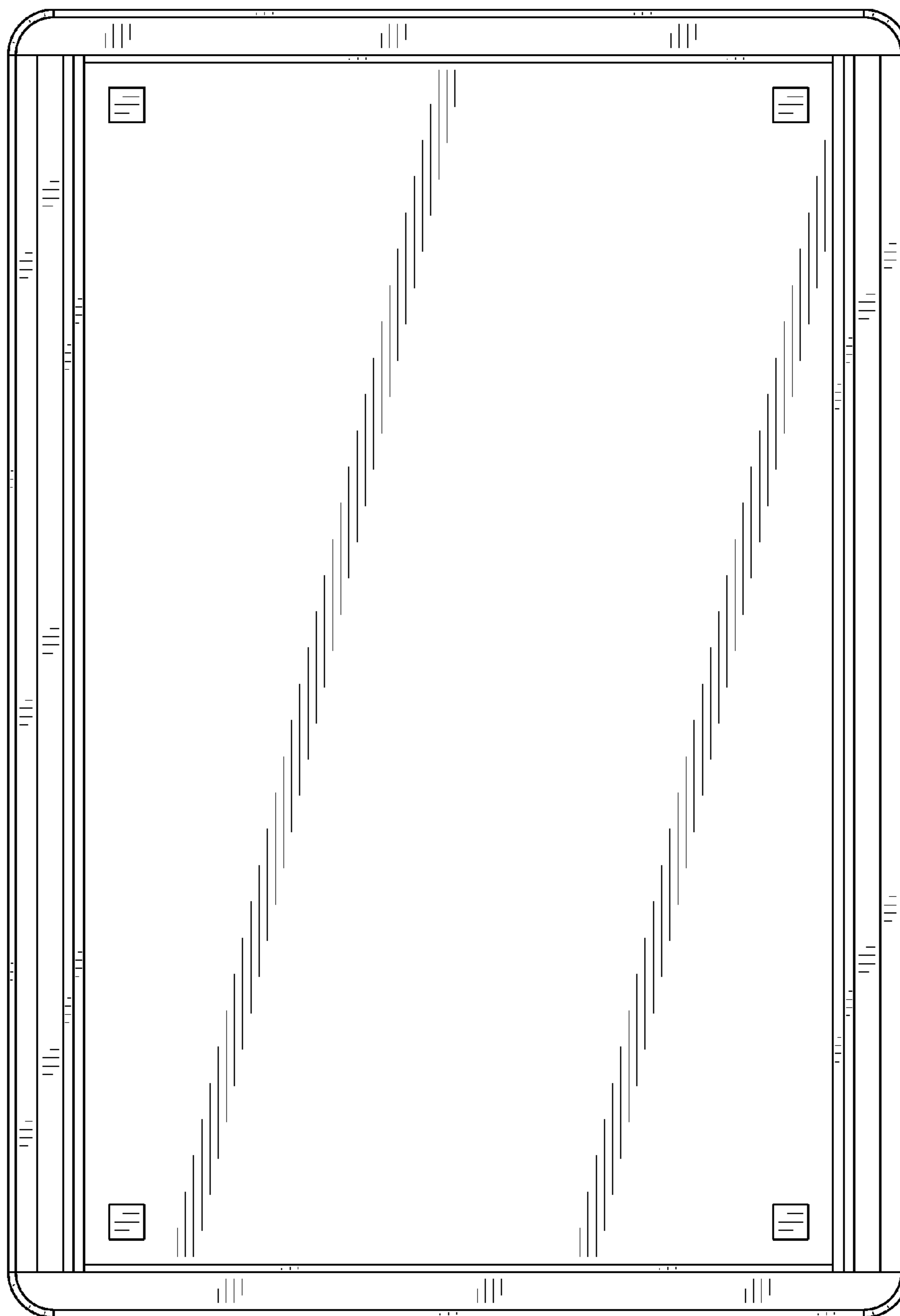




FIG. 8

