



US00D689095S

(12) **United States Design Patent**
Nagaoka et al.

(10) **Patent No.:** **US D689,095 S**
(45) **Date of Patent:** **** Sep. 3, 2013**

(54) **PORTION OF A DISPLAY SCREEN WITH
ICON**

(71) Applicant: **Nissan Motor Co., Ltd.**, Kanagawa (JP)

(72) Inventors: **Shuji Nagaoka**, Tokyo (JP); **Hironori
Takeuchi**, Kanagawa (JP)

(73) Assignee: **Nissan Motor Co., Ltd.**, Yokohama (JP)

(**) Term: **14 Years**

(21) Appl. No.: **29/440,910**

(22) Filed: **Dec. 28, 2012**

(51) **LOC (9) Cl.** **14-04**

(52) **U.S. Cl.**
USPC **D14/489**

(58) **Field of Classification Search**
USPC D14/485-498; D12/175, 176; 715/763,
715/837, 771, 797, 848, 748, 205; 709/217,
709/218

See application file for complete search history.

D587,723	S	*	3/2009	Lee	D14/486
D592,225	S	*	5/2009	Blankenship et al.	D14/492
D593,122	S	*	5/2009	Danton	D14/489
D594,468	S	*	6/2009	Bamford et al.	D14/488
D595,313	S	*	6/2009	Pilon et al.	D14/492
7,587,276	B2	*	9/2009	Gold et al.	701/426
D602,027	S	*	10/2009	Queric	D14/485
D649,554	S	*	11/2011	Plaisted et al.	D14/485
D650,797	S	*	12/2011	Jang et al.	D14/492
D667,432	S	*	9/2012	Phelan	D14/491
D679,730	S	*	4/2013	Tyler et al.	D14/492
D681,668	S	*	5/2013	Phelan	D14/489
D683,756	S	*	6/2013	Phelan	D14/489
D684,190	S	*	6/2013	Ridl et al.	D14/491
2003/0231208	A1	*	12/2003	Hanon et al.	345/764
2007/0016868	A1	*	1/2007	Nurmi	715/738
2010/0229130	A1	*	9/2010	Edge et al.	715/863

* cited by examiner

Primary Examiner — Kevin Rudzinski

(74) *Attorney, Agent, or Firm* — Global IP Counselors, LLP

(57) **CLAIM**

The ornamental design for a portion of a display screen with icon, as shown and described.

(56) **References Cited**


U.S. PATENT DOCUMENTS

D382,569	S	*	8/1997	Esposito	D15/28
D404,387	S	*	1/1999	Mullin	D14/489
D428,397	S	*	7/2000	Palalau et al.	D14/486
D429,252	S	*	8/2000	Haitani et al.	D14/492
D454,140	S	*	3/2002	Hoxie et al.	D14/492
D464,660	S	*	10/2002	Weng et al.	D14/488
D562,344	S	*	2/2008	Anderson et al.	D14/488
D572,727	S	*	7/2008	Guimaraes et al.	D14/495
D574,845	S	*	8/2008	Armstrong et al.	D14/492

DESCRIPTION

FIG. 1 is a front view of a portion of a display screen with icon according to a first embodiment of our design; and, FIG. 2 is a front view of a portion of a display screen with icon according to a second embodiment of our design. The broken line showing of a portion of the display screen with icon in all views and a portion of the icon in FIG. 2 forms no part of the claimed design.

1 Claim, 2 Drawing Sheets






FIG. 1




FIG. 2