



US00D689087S

(12) **United States Design Patent**
Fymat

(10) **Patent No.:** **US D689,087 S**
(45) **Date of Patent:** **** Sep. 3, 2013**

(54) **AVIONICS DISPLAY SCREEN WITH GRAPHICAL USER INTERFACE**

(75) Inventor: **Stéphane Fymat**, Los Angeles, CA (US)

(73) Assignee: **Smartplane, Inc.**, Los Angeles, CA (US)

(**) Term: **14 Years**

(21) Appl. No.: **29/428,654**

(22) Filed: **Aug. 1, 2012**

Related U.S. Application Data

(60) Provisional application No. 61/678,556, filed on Aug. 1, 2012.

(51) **LOC (9) Cl.** **14-04**

(52) **U.S. Cl.**
USPC **D14/488**

(58) **Field of Classification Search**
USPC D14/485-495; D5/30, 41, 63, 65, D5/66; D19/5-8; D20/11; 345/440-442; 715/211, 215, 706, 719, 733, 763, 770, 773, 715/777, 779, 782, 783, 786, 792, 793, 809, 715/810, 835, 846, 867, 976, 977, 700

See application file for complete search history.

(56) **References Cited**

U.S. PATENT DOCUMENTS

D384,341	S	*	9/1997	Hoffman et al.	D14/486
D435,257	S	*	12/2000	Woods	D14/485
D496,940	S	*	10/2004	Fetterman	D14/485
D542,301	S	*	5/2007	Harvey	D14/489
D552,121	S	*	10/2007	Carl et al.	D14/488
D553,142	S	*	10/2007	Blencowe	D14/486
D564,537	S	*	3/2008	Sadler et al.	D14/487
D642,587	S	*	8/2011	Jones et al.	D14/485
8,051,376	B2	*	11/2011	Adhikari et al.	715/727
D675,637	S	*	2/2013	Willard	D14/486
2003/0025719	A1	*	2/2003	Palmer et al.	345/700
2005/0174350	A1	*	8/2005	Ridenour et al.	345/440
2011/0227927	A1	*	9/2011	Garmon et al.	345/440

* cited by examiner

Primary Examiner — Karen S Acker

(74) *Attorney, Agent, or Firm* — Wilson Sonsini Goodrich & Rosati

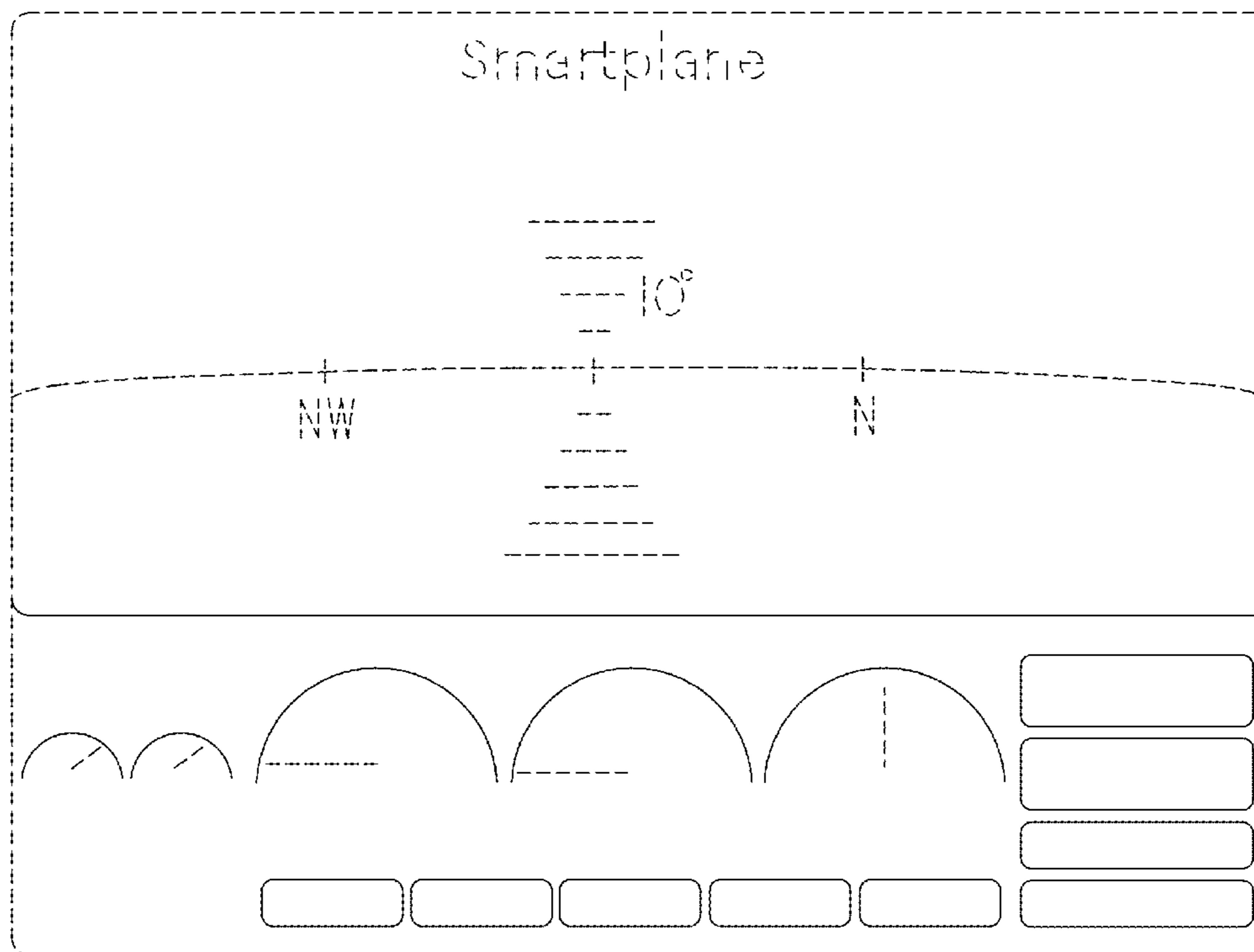
(57) **CLAIM**

The ornamental design for an avionics display screen with graphical user interface, as shown and described.

DESCRIPTION

FIG. 1 is a front view of the avionics display screen with graphical user interface, showing our new design; and, FIG. 2 is another front view thereof. The broken line perimeter of the design representing the display screen and all features including lines, words and numbers drawn in broken lines within this perimeter form no part of the claimed design.

1 Claim, 2 Drawing Sheets



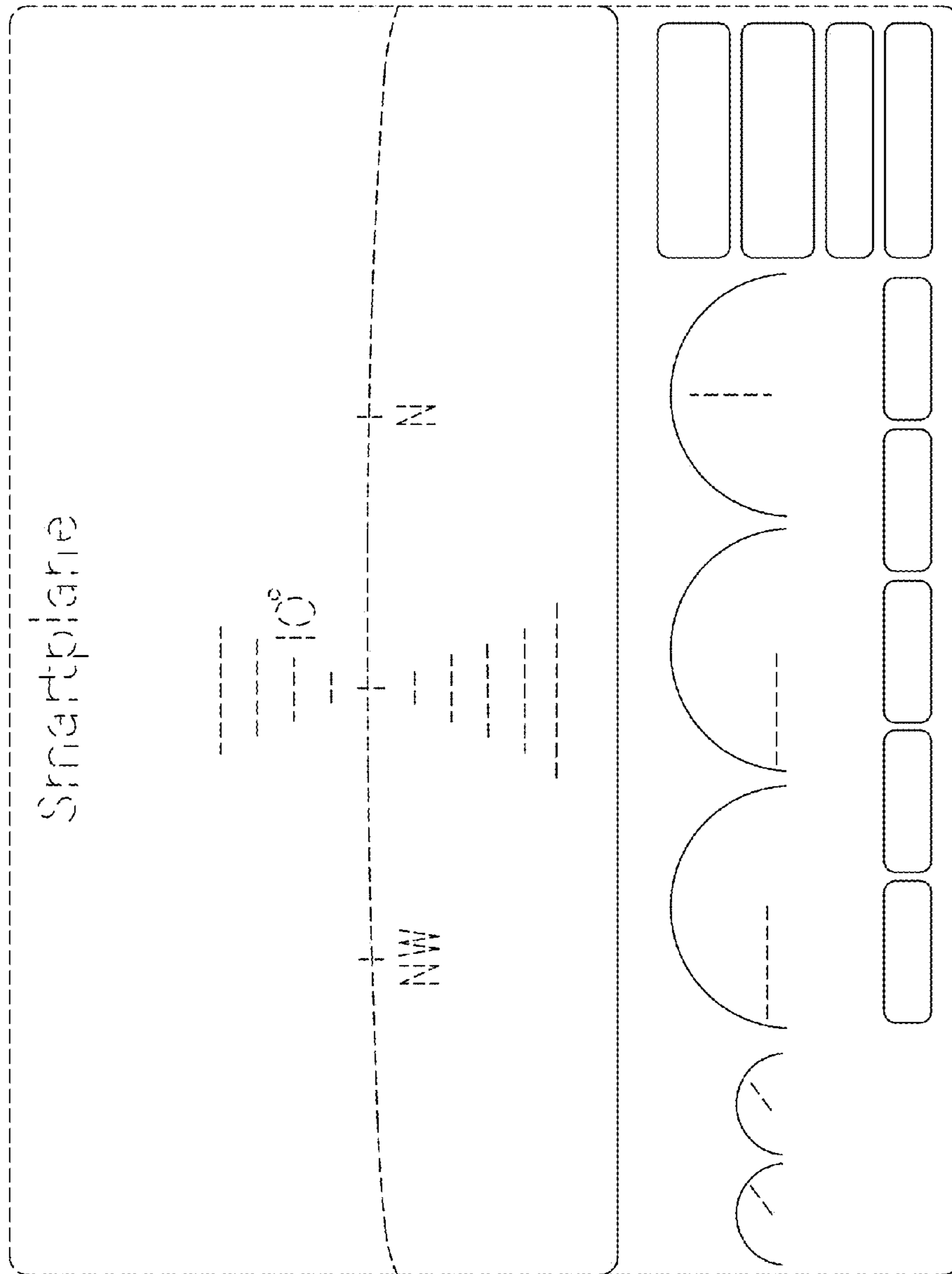


FIG. 1

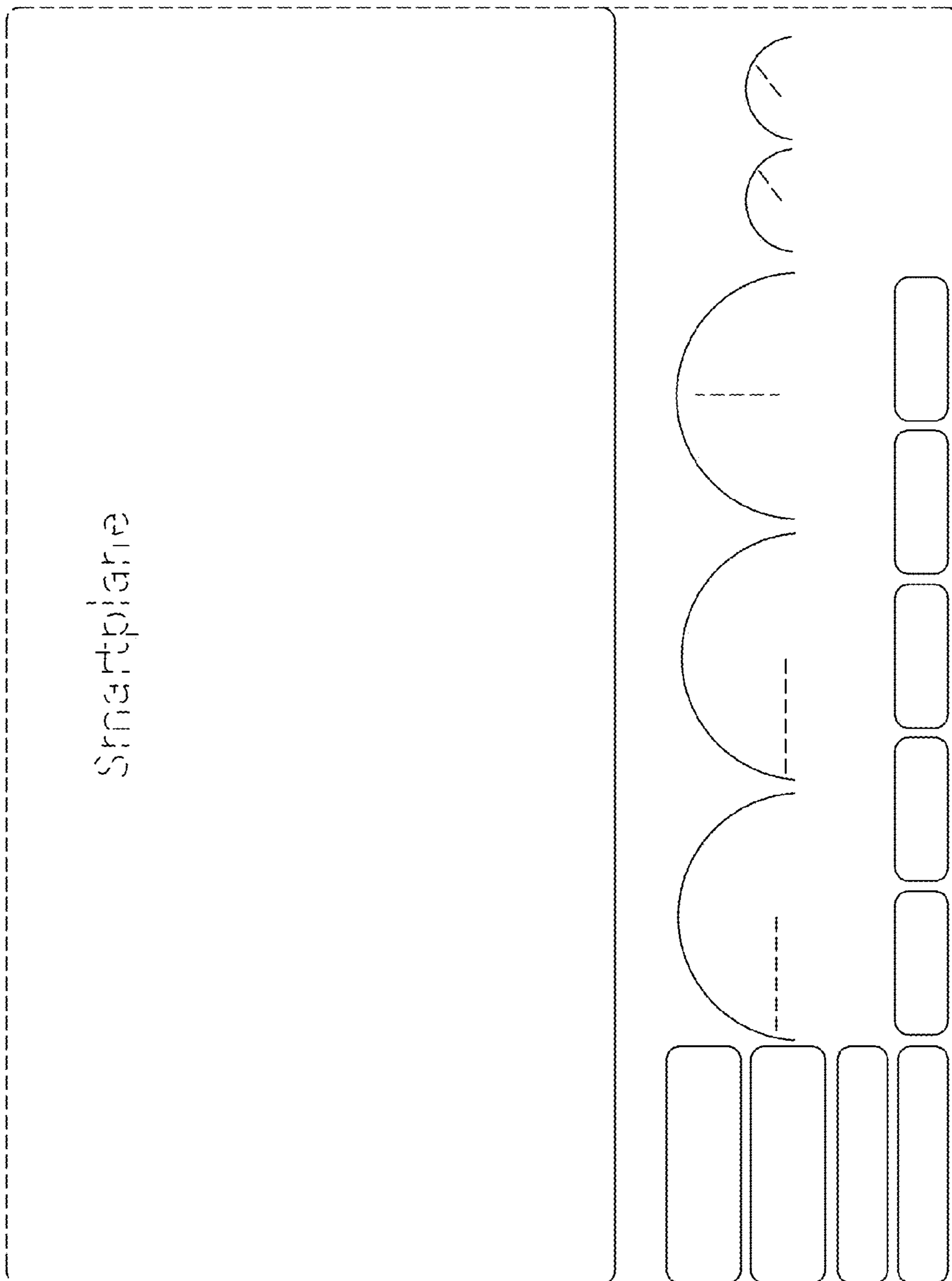


FIG. 2