



US00D689082S

(12) **United States Design Patent**
Stiffler

(10) **Patent No.:** **US D689,082 S**
(45) **Date of Patent:** **** Sep. 3, 2013**

(54) **DISPLAY SCREEN OR PORTION THEREOF WITH TRANSITIONAL GRAPHICAL USER INTERFACE**

2013/0093793 A1* 4/2013 Edwards et al. 345/660
2013/0117702 A1* 5/2013 Jang et al. 715/776
2013/0125041 A1* 5/2013 Doan et al. 715/781

* cited by examiner

(76) Inventor: **Mark A. Stiffler**, Singapore (SG)

Primary Examiner — Angela J Lee

(**) Term: **14 Years**

(74) *Attorney, Agent, or Firm* — Linda X. Shi

(21) Appl. No.: **29/425,040**

(57) **CLAIM**

The ornamental design for a display screen or portion thereof with transitional graphical user interface, as shown and described.

(22) Filed: **Jun. 19, 2012**

(51) **LOC (9) Cl.** **14-04**

DESCRIPTION

(52) **U.S. Cl.**

USPC **D14/486**

(58) **Field of Classification Search**

USPC D14/485–495; 715/700, 703, 715, 715/730, 742, 752, 758, 759, 764, 768, 771, 715/773, 776, 777, 779, 780, 781, 808, 809, 715/841, 842, 843, 848, 864, 867, 962, 963, 715/970, 975, 977

See application file for complete search history.

FIG. 1 is a front view of a display screen or portion thereof with transitional graphical user interface showing my new design in a first appearance state;

FIG. 2 is a front view of the design of FIG. 1 in a second appearance state;

FIG. 3 is a front view of the design of FIG. 1 in a first appearance state, shown with additional unclaimed elements to further illustrate environmental structure; and,

FIG. 4 is a front view of the design of FIG. 1 in a second appearance state, shown with additional unclaimed elements to further illustrate environmental structure.

The appearance of the transitional image sequentially transitions between the images shown in FIGS. 1-2 and FIGS. 3-4. The process or period in which one image transitions to another image forms no part of the claimed design.

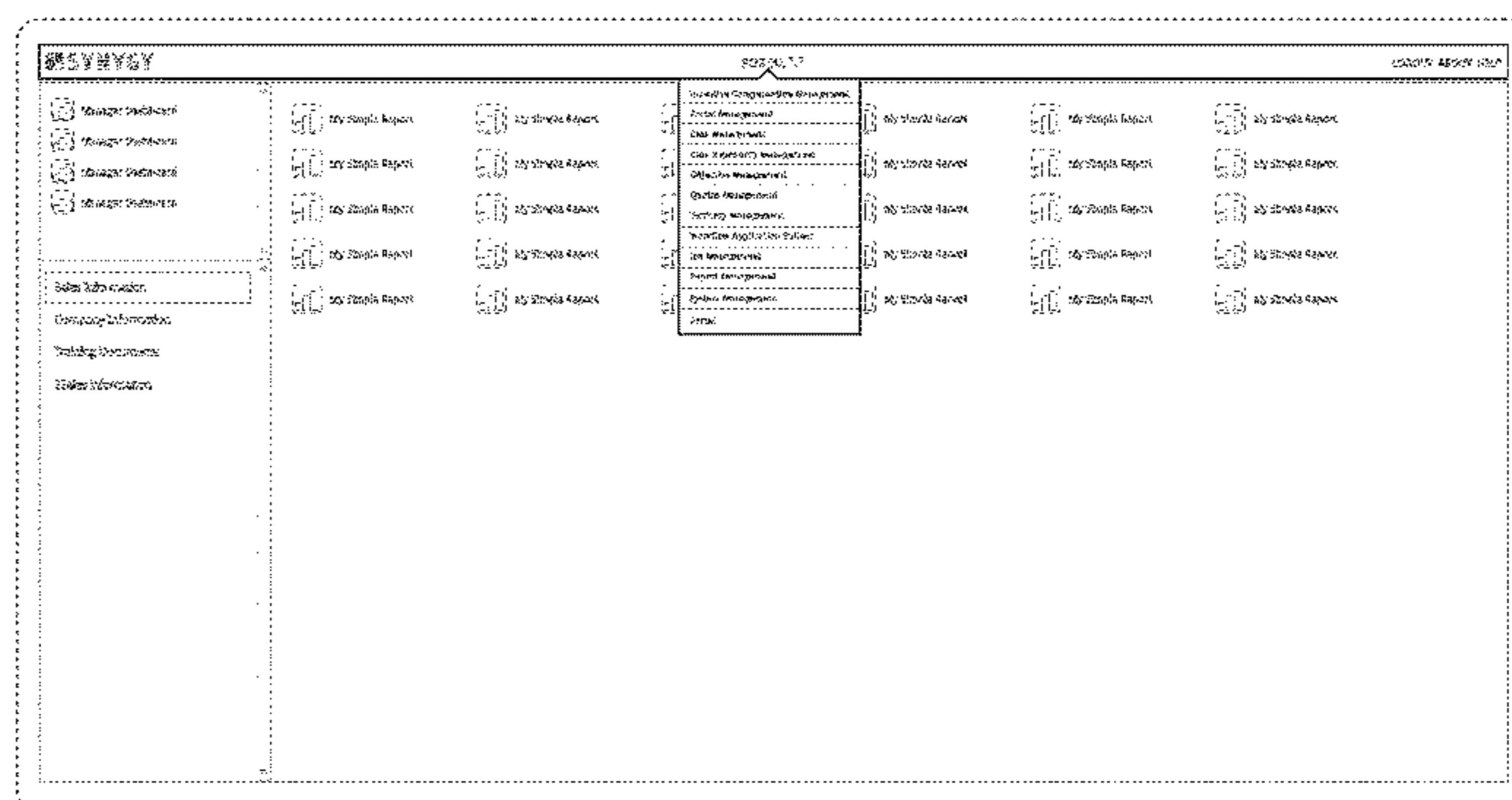

The broken lines showing a display screen or portion thereof, text, and other elements are for the purpose of illustrating environmental structure and form no part of the claimed design.

(56) **References Cited**

U.S. PATENT DOCUMENTS

D450,059	S	*	11/2001	Itou	D14/489
D499,740	S	*	12/2004	Ombao et al.	D14/487
D531,185	S	*	10/2006	Cummins	D14/485
D607,001	S	*	12/2009	Ording	D14/486
D613,299	S	*	4/2010	Owen et al.	D14/486
D625,323	S	*	10/2010	Matsushima et al.	D14/487
D638,025	S	*	5/2011	Saft et al.	D14/486
D665,405	S	*	8/2012	Williams et al.	D14/487
D677,687	S	*	3/2013	Pearcy et al.	D14/486
2011/0181602	A1	*	7/2011	Boda et al.	345/473

1 Claim, 4 Drawing Sheets






FIG 1

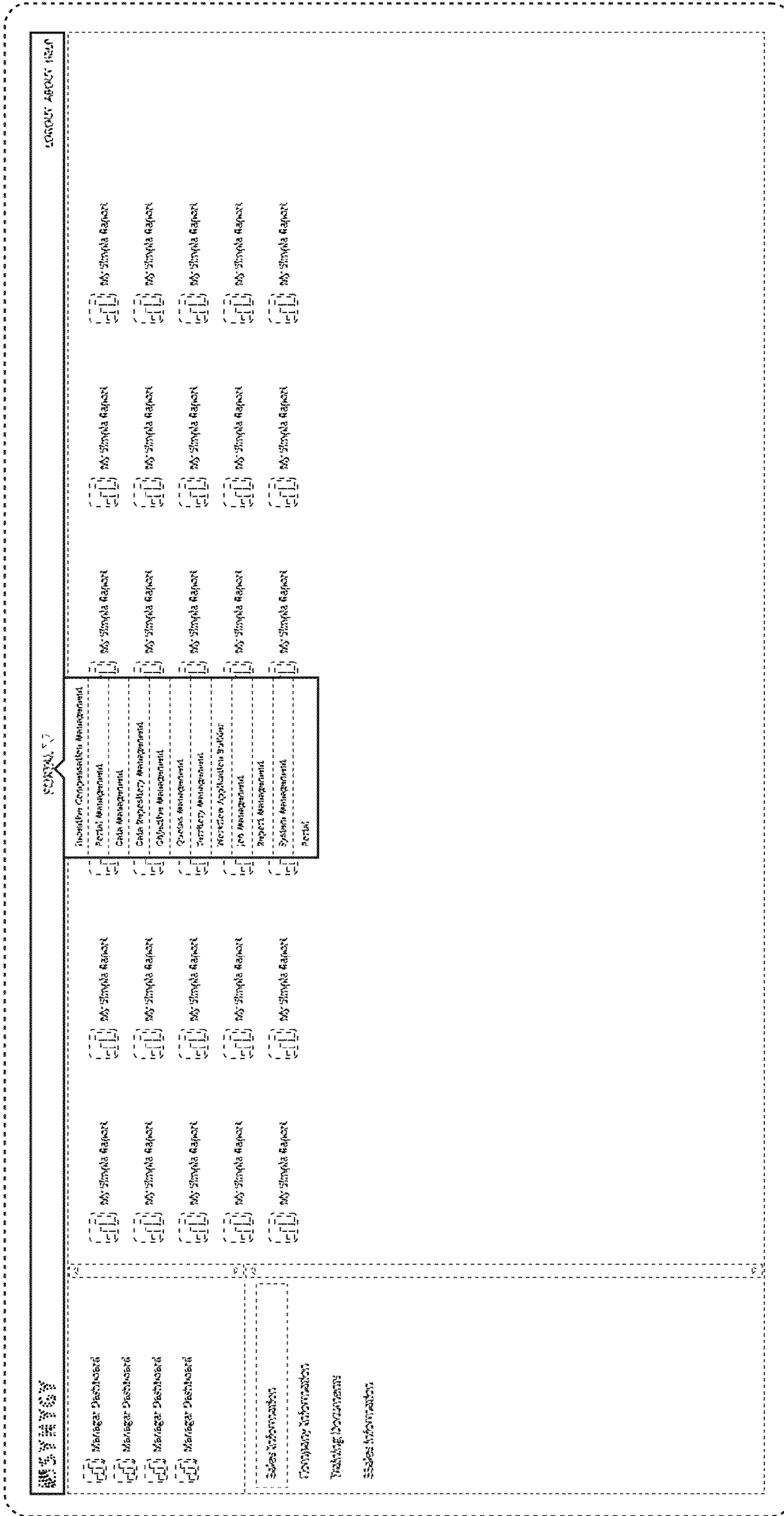


FIG 2




FIG 3




FIG 4