



US00D689070S

(12) **United States Design Patent**
Edwards et al.

(10) **Patent No.:** **US D689,070 S**
(45) **Date of Patent:** **** Sep. 3, 2013**

(54) **DISPLAY SCREEN WITH ANIMATED GRAPHICAL USER INTERFACE**

(75) Inventors: **Christopher D. Edwards**, Seattle, WA (US); **Tyler Robert Adams**, Kirkland, WA (US); **Melissa Susan Kerr**, Seattle, WA (US); **Gregory Alan Lewis**, Woodinville, WA (US)

(73) Assignee: **Microsoft Corporation**, Redmond, WA (US)

(**) Term: **14 Years**

(21) Appl. No.: **29/423,201**

(22) Filed: **May 30, 2012**

(51) **LOC (9) Cl.** **14-04**

(52) **U.S. Cl.**
USPC **D14/486**

(58) **Field of Classification Search**
USPC D14/485-495; 715/810, 835, 837, 715/841, 843, 825, 726, 792, 799
See application file for complete search history.

(56) **References Cited**

U.S. PATENT DOCUMENTS

D57,536 S *	4/1921	Mannes	D18/32
D419,981 S *	2/2000	Coleman	D14/487
D533,871 S *	12/2006	Stabb et al.	D14/485
D550,233 S *	9/2007	Vigesaa	D14/487
D556,767 S *	12/2007	Morris	D14/487
D557,273 S	12/2007	Mar et al.		
D564,540 S *	3/2008	Sadler et al.	D14/488
D570,865 S *	6/2008	Sadler	D14/487
D582,937 S *	12/2008	Chen et al.	D14/488
D608,786 S *	1/2010	Jasinski	D14/485

D620,949 S *	8/2010	Loken	D14/487
D643,469 S *	8/2011	Langan et al.	D20/27
D652,840 S *	1/2012	Morsa	D14/487
D656,952 S *	4/2012	Weir et al.	D14/488
D664,153 S *	7/2012	Van Slembrouck	D14/489
D664,558 S *	7/2012	Tanghe et al.	D14/487
D669,497 S *	10/2012	Lee et al.	D14/489
D671,141 S *	11/2012	Peters et al.	D14/487
D682,847 S *	5/2013	Gardner et al.	D14/485
2004/0100479 A1 *	5/2004	Nakano et al.	345/700
2010/0081476 A1 *	4/2010	Markiewicz et al.	455/566

* cited by examiner

Primary Examiner — Eric Goodman

(74) *Attorney, Agent, or Firm* — Banner & Witcoff, Ltd.

(57) **CLAIM**


The ornamental design for a display screen with animated graphical user interface, as shown and described.

DESCRIPTION

FIG. 1 is the first image in a sequence for a display screen with animated graphical user interface showing our new design; FIG. 2 is the second image thereof; FIG. 3 is the third image thereof; FIG. 4 is the fourth image thereof; FIG. 5 is the fifth image thereof; FIG. 6 is the sixth image thereof; and, FIG. 7 is the seventh image thereof.

The appearance of the animated user interface sequentially transitions between the images shown in FIGS. 1-7. The process or period in which one image transitions to another forms no part of the claimed design. The broken line showing of the display screen is for environmental purposes only and forms no part of the claimed design.

1 Claim, 7 Drawing Sheets






FIG. 1




FIG. 2




FIG. 3




FIG. 4




FIG. 5




FIG. 6




FIG. 7