



US00D689049S

(12) **United States Design Patent**  
**Chang et al.**

(10) **Patent No.:** **US D689,049 S**  
(45) **Date of Patent:** **\*\* Sep. 3, 2013**

(54) **HANDHELD ELECTRONIC DEVICE**

(75) Inventors: **Sheng-Kuo Chang**, New Taipei (TW);  
**Shao-Wei Huang**, New Taipei (TW)

(73) Assignee: **Acer Incorporated**, New Taipei (TW)

(\*\*) Term: **14 Years**

(21) Appl. No.: **29/412,220**

(22) Filed: **Jan. 31, 2012**

(30) **Foreign Application Priority Data**

Nov. 16, 2011 (TW) ..... 100306184

(51) **LOC (9) Cl.** ..... **14-02**

(52) **U.S. Cl.**  
USPC ..... **D14/341**; D14/138 G

(58) **Field of Classification Search**  
USPC ..... D14/341–347, 138 C, 137, 138,  
D14/138.1, 138 AA, 138 R, 138 G, 496,  
D14/203.1, 203.3, 203.4, 203.5, 203.7, 432,  
D14/129, 130, 439, 448, 147, 218, 248, 389,  
D14/388, 315–318; D21/324, 331; D19/59–60;  
D10/65, 104; D18/6, 7; 455/556.1, 575.1,  
455/575.3, 575.4; 345/169, 156–157, 168,  
345/173; 341/22, 23; 361/679.27  
See application file for complete search history.

(56) **References Cited**

**U.S. PATENT DOCUMENTS**

D592,084 S \* 5/2009 Stevens et al. .... D10/65  
D594,433 S 6/2009 Seo et al.  
D600,672 S \* 9/2009 Kim et al. .... D14/203.7  
D617,755 S \* 6/2010 Leinvuo ..... D14/138 G  
D619,990 S \* 7/2010 Lai ..... D14/138 G  
D627,344 S \* 11/2010 Chien et al. .... D14/341  
D629,772 S 12/2010 Mo et al.

D644,196 S \* 8/2011 Lee et al. .... D14/138 AD  
D649,132 S 11/2011 Park et al.  
D651,190 S \* 12/2011 Zhao ..... D14/138 AD  
D653,231 S \* 1/2012 Harenstam ..... D14/138 AD  
D673,951 S \* 1/2013 Chang et al. .... D14/341  
D675,587 S \* 2/2013 Russo ..... D14/138 G  
D676,009 S \* 2/2013 Hirota ..... D14/138 AD

**FOREIGN PATENT DOCUMENTS**

JP D1431091 1/2012  
TW D133311 2/2010  
TW D144549 12/2011

**OTHER PUBLICATIONS**

“Office Action of Taiwan counterpart application” issued on Aug. 3, 2012, p. 1-p. 3, in which the listed references were cited.

\* cited by examiner

*Primary Examiner* — Barbara Fox  
(74) *Attorney, Agent, or Firm* — Jianq Chyun IP Office

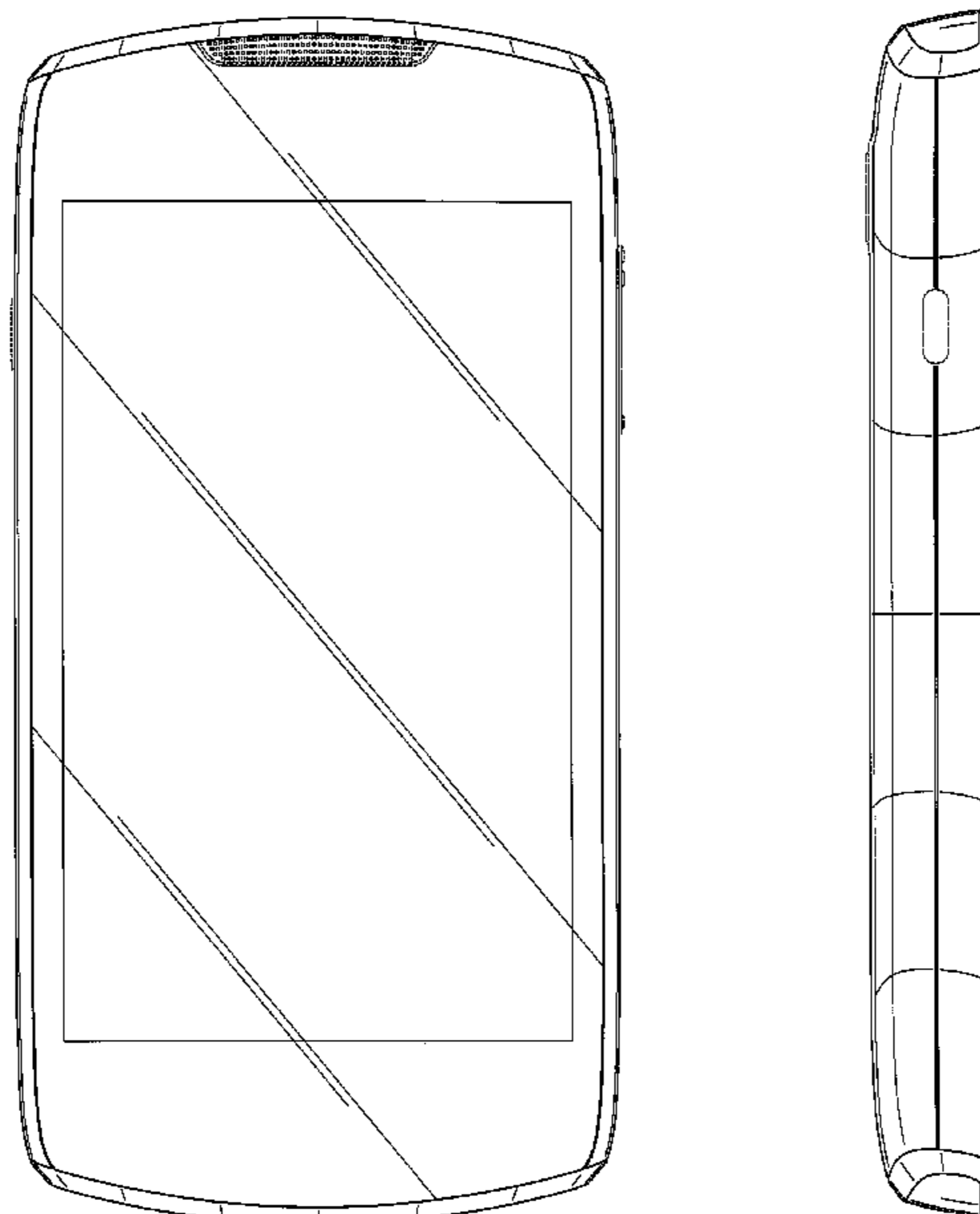
(57) **CLAIM**

The ornamental design for a handheld electronic device, as shown and described.

**DESCRIPTION**

FIG. 1 is a perspective view of a handheld electronic device showing our new design;  
FIG. 2 is a front view thereof;  
FIG. 3 is a rear view thereof;  
FIG. 4 is a left side view thereof;  
FIG. 5 is a right side view thereof;  
FIG. 6 is a top view thereof; and,  
FIG. 7 is a bottom view thereof.  
The broken lines shown in the drawings are for the purpose of illustrating unclaimed portions of the handheld electronic device and form no part of the claimed design.

**1 Claim, 5 Drawing Sheets**



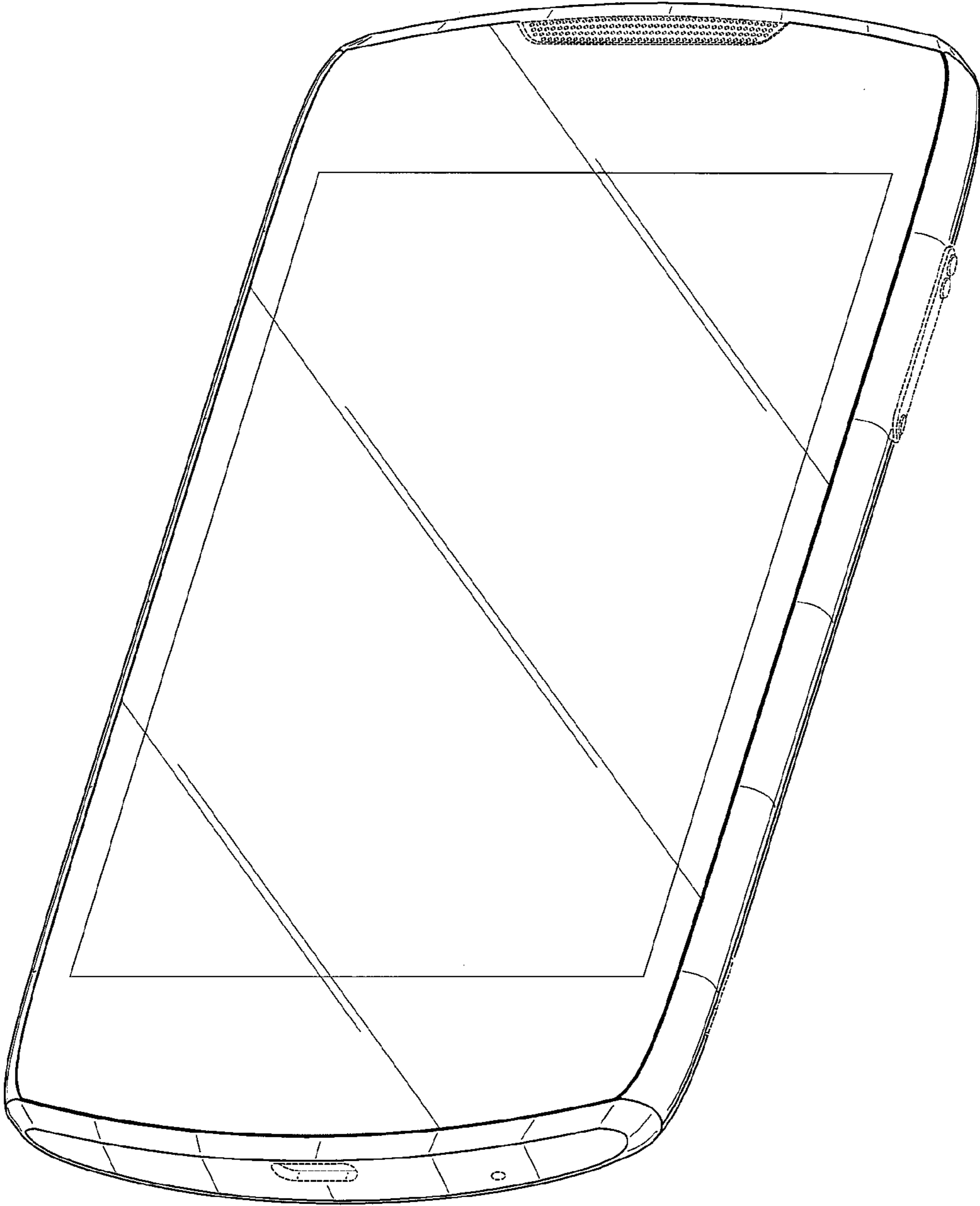


FIG. 1

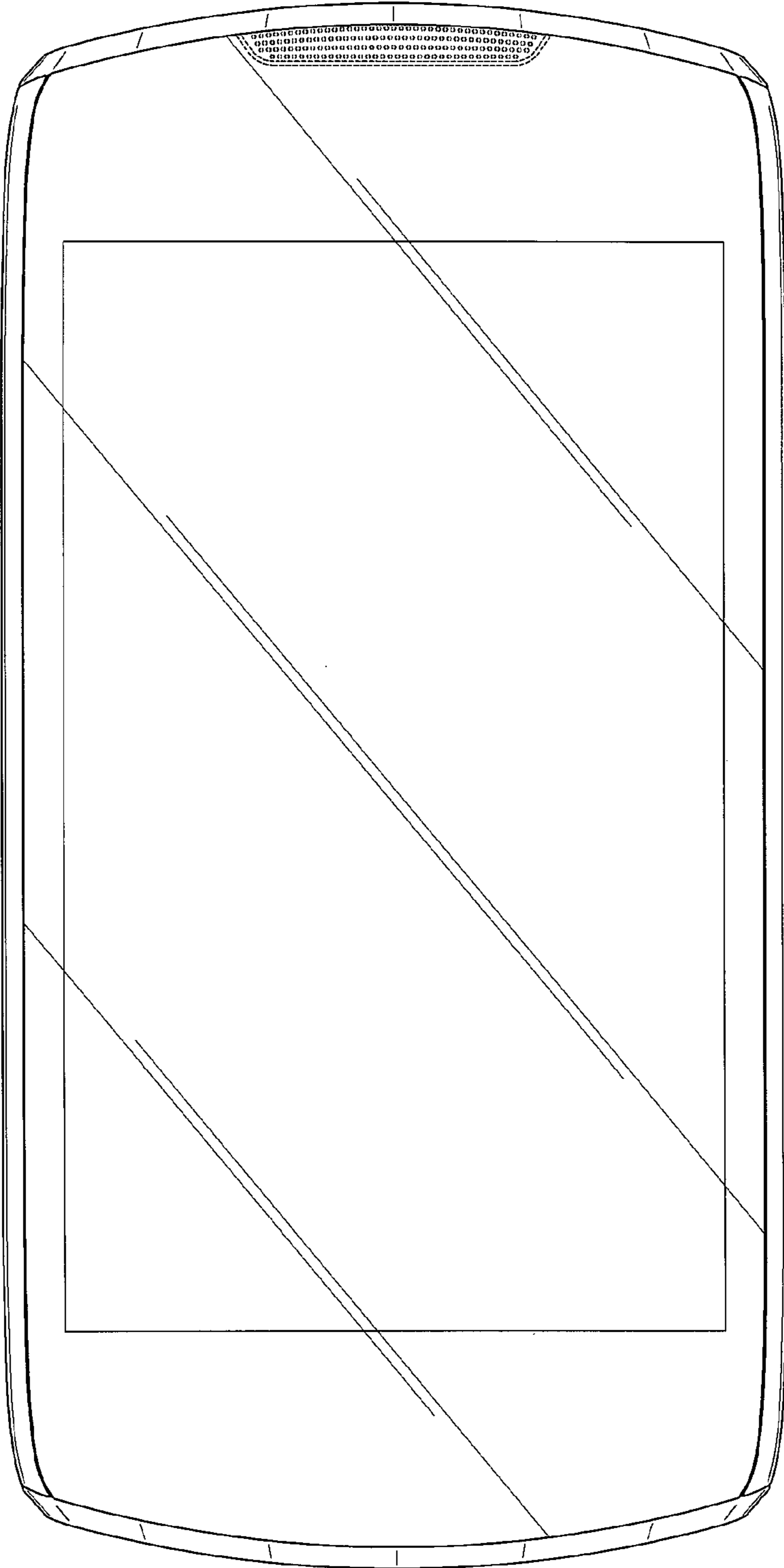


FIG. 2

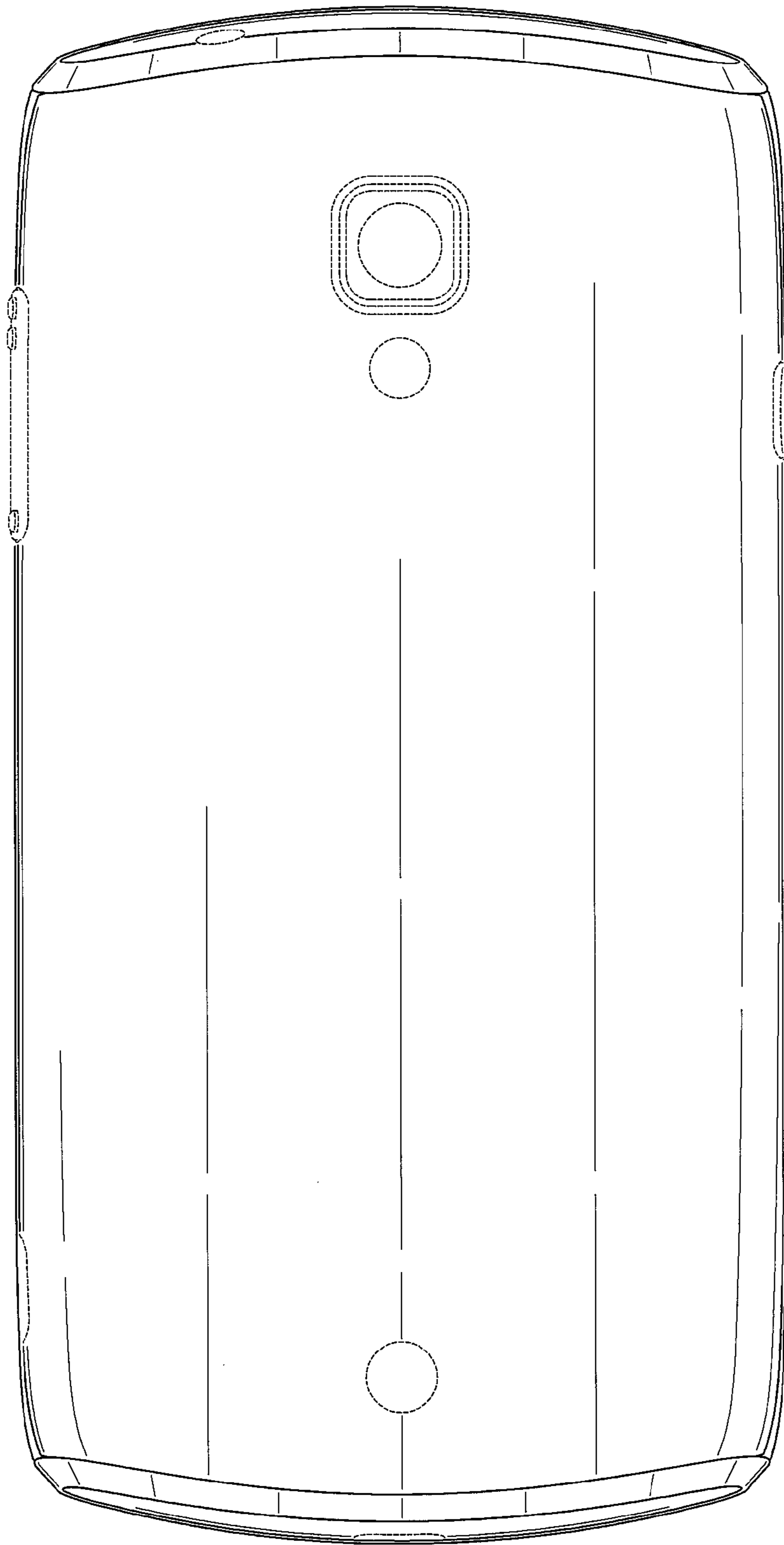


FIG. 3




FIG. 4

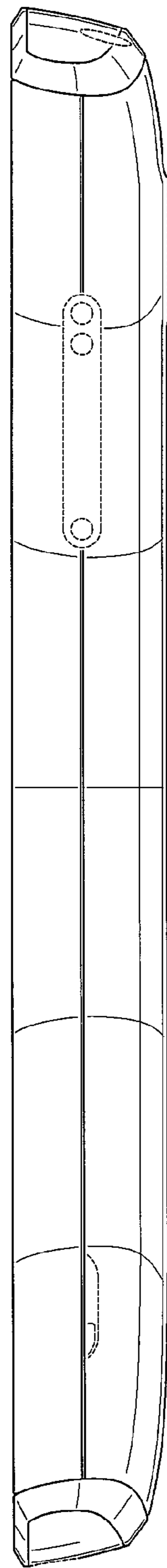


FIG. 5

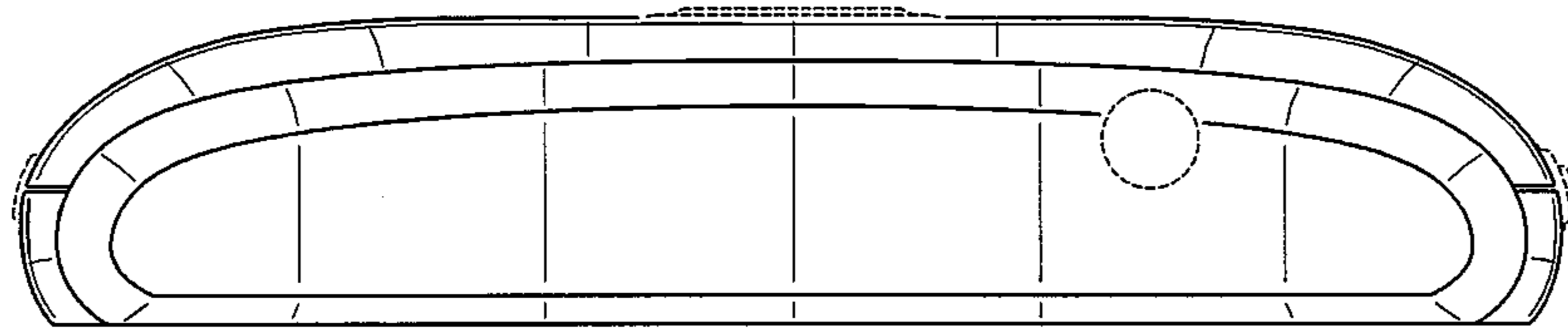


FIG. 6

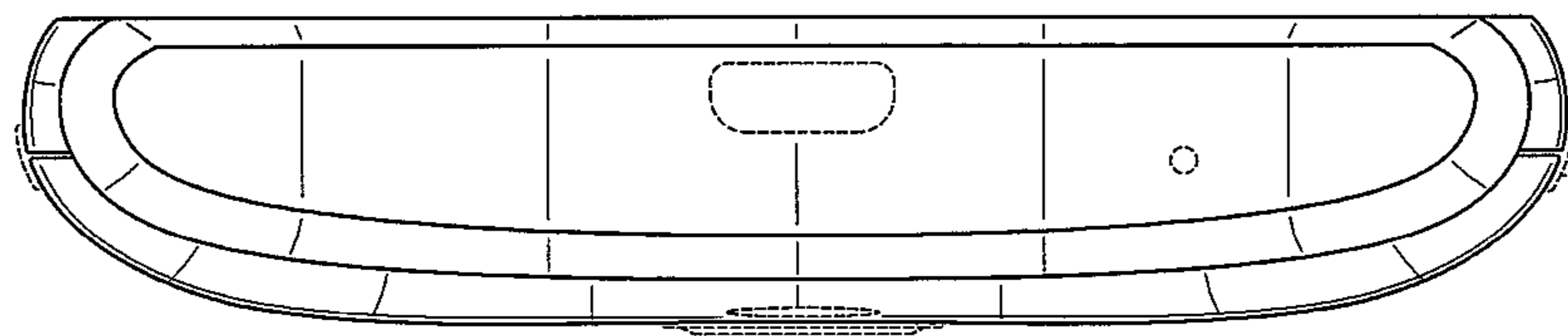


FIG. 7