



US00D689048S

(12) **United States Design Patent**  
**Wang et al.**

(10) **Patent No.:** **US D689,048 S**  
(45) **Date of Patent:** **\*\* Sep. 3, 2013**

(54) **TABLET COMPUTER**

(75) Inventors: **Yen-Hsiang Wang**, New Taipei (TW);  
**Kai-Teng Cheng**, New Taipei (TW)

(73) Assignee: **Acer Incorporated**, New Taipei (TW)

(\*\*) Term: **14 Years**

(21) Appl. No.: **29/410,245**

(22) Filed: **Jan. 5, 2012**

(30) **Foreign Application Priority Data**

Dec. 13, 2011 (TW) ..... 100306782

(51) **LOC (9) Cl.** ..... **14-02**

(52) **U.S. Cl.**  
USPC ..... **D14/341; D14/346**

(58) **Field of Classification Search**  
USPC ..... D14/341-347, 138 C, 137, 138,  
D14/138.1, 138 AA, 138 R, 138 G, 496,  
D14/203.1, 203.3, 203.4, 203.5, 203.7, 432,  
D14/129, 130, 439, 448, 147, 218, 248, 389,  
D14/388, 315-318; D21/324, 331; D19/59-60;  
D10/65, 104; D18/6, 7; 455/556.1, 575.1,  
455/575.3, 575.4; 345/169, 156-157, 168,  
345/173; 341/22, 23; 361/679.27  
See application file for complete search history.

(56) **References Cited**

**U.S. PATENT DOCUMENTS**

D333,574 S \* 3/1993 Ackeret ..... D6/300  
6,768,635 B2 \* 7/2004 Lai et al. .... 361/679.11  
D497,362 S \* 10/2004 Wang et al. .... D14/371  
D593,091 S \* 5/2009 Behar et al. .... D14/371  
D601,353 S \* 10/2009 Sadler et al. .... D6/308  
D602,487 S \* 10/2009 Maskatia ..... D14/341

D621,827 S \* 8/2010 Cheng et al. .... D14/327  
D645,435 S \* 9/2011 Kim et al. .... D14/138 G  
D650,380 S \* 12/2011 Ballout ..... D14/331  
D659,139 S \* 5/2012 Gengler ..... D14/392  
D667,397 S \* 9/2012 Koh ..... D14/341  
D667,398 S \* 9/2012 Koh ..... D14/341  
D667,399 S \* 9/2012 Koh ..... D14/341  
D669,470 S \* 10/2012 Zha et al. .... D14/341  
2008/0062625 A1 \* 3/2008 Batio ..... 361/680  
2012/0194448 A1 \* 8/2012 Rothkopf ..... 345/173

\* cited by examiner

*Primary Examiner* — Barbara Fox

(74) *Attorney, Agent, or Firm* — Jianq Chyun IP Office

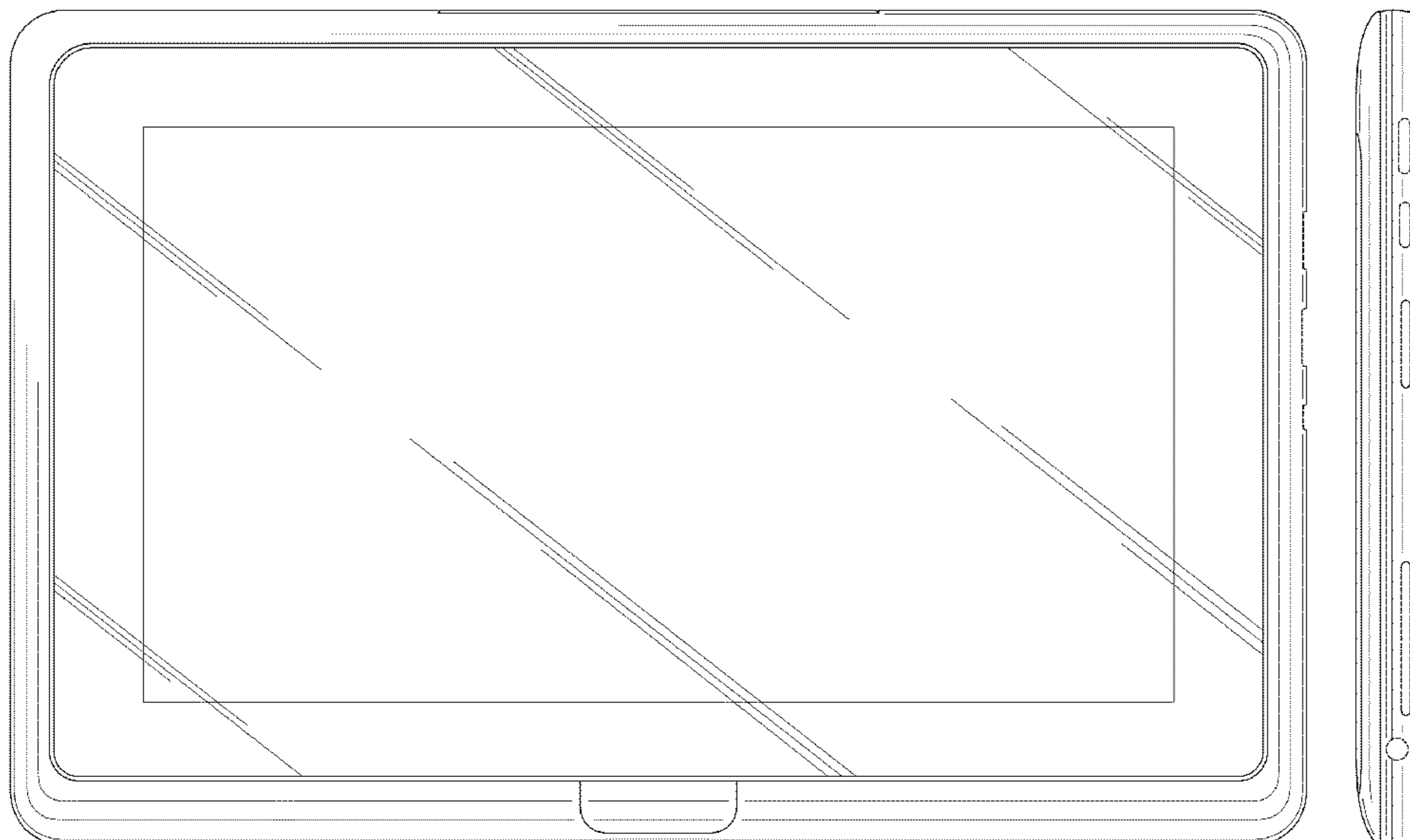
(57) **CLAIM**

The ornamental design for a tablet computer, as shown and described.

**DESCRIPTION**

FIG. 1 is a perspective view of a tablet computer showing our new design;  
FIG. 2 is a front view thereof;  
FIG. 3 is a rear view thereof;  
FIG. 4 is a left side view thereof;  
FIG. 5 is a right side view thereof;  
FIG. 6 is a top view thereof;  
FIG. 7 is a bottom view thereof;  
FIG. 8 is another perspective view thereof in an open state with a keyboard taken out; and,  
FIG. 9 is a right side view thereof in an open state with the keyboard on a table.  
The broken line portions of the tablet computer in FIGS. 1, 2, 4, 5, 8 and 9 represent unclaimed portions of the claimed design and form no part thereof. The broken line keyboard and table in FIGS. 8 and 9 are for illustrative purposes only and form no part of the claimed design.

**1 Claim, 7 Drawing Sheets**



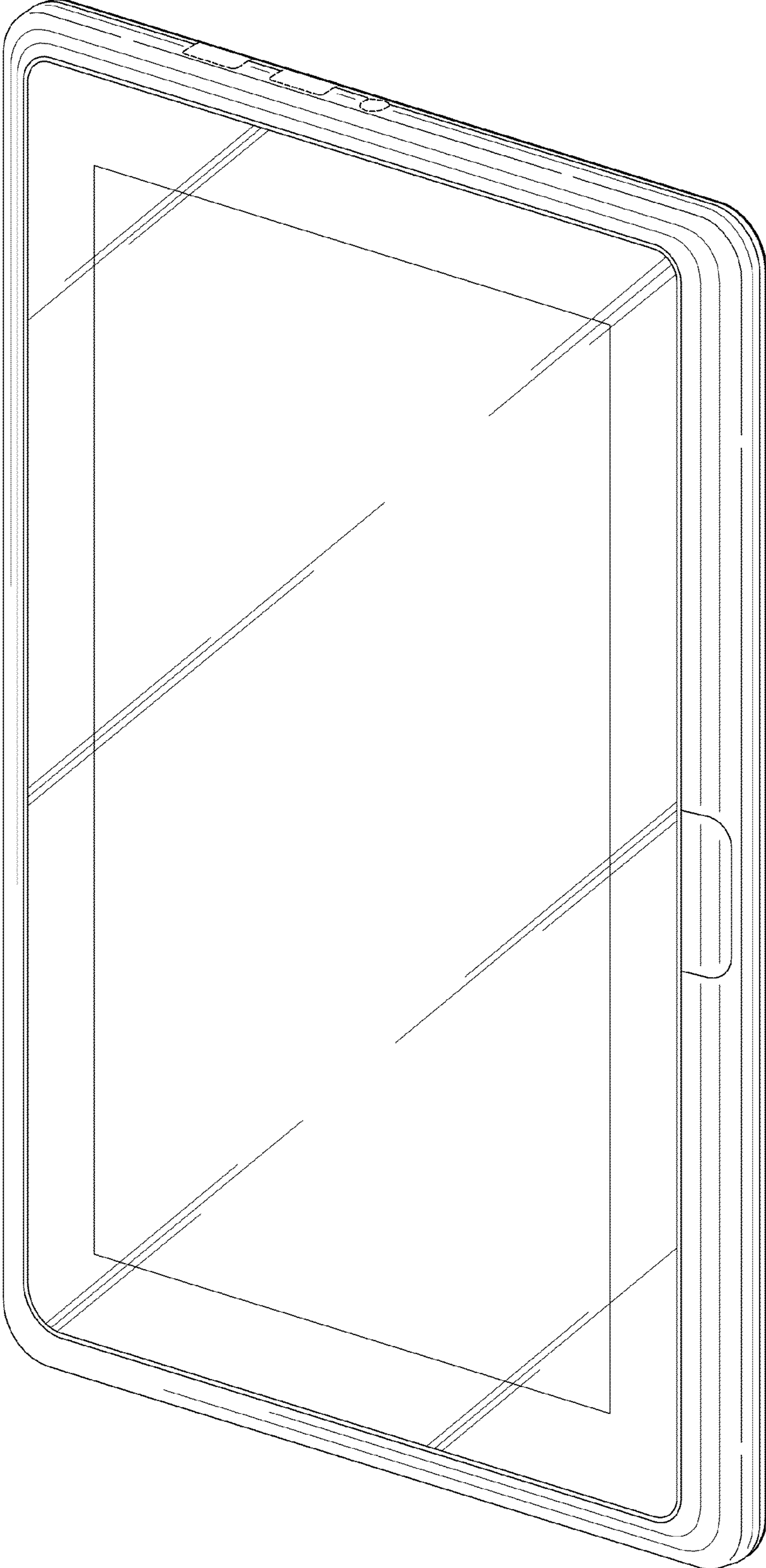


FIG. 1

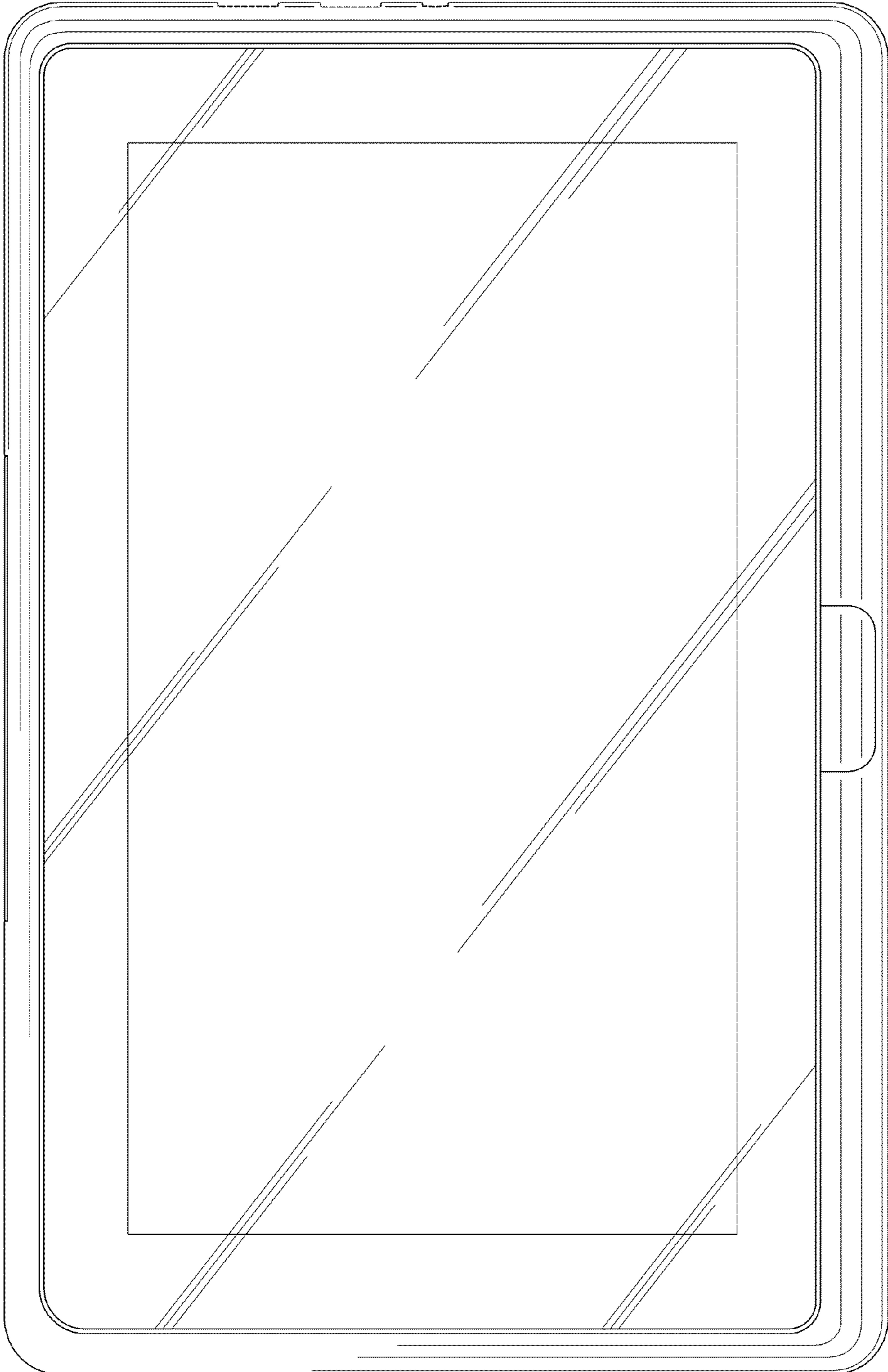


FIG. 2




FIG. 3

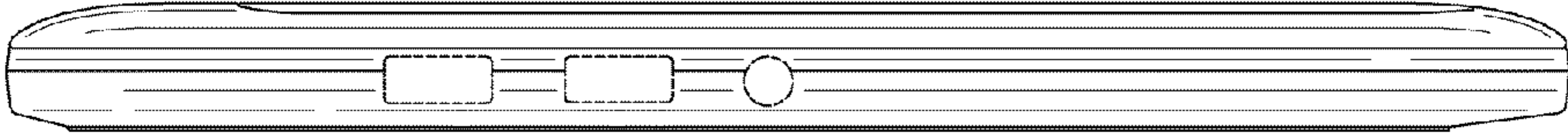


FIG. 5




FIG. 4




FIG. 6




FIG. 7




FIG. 8

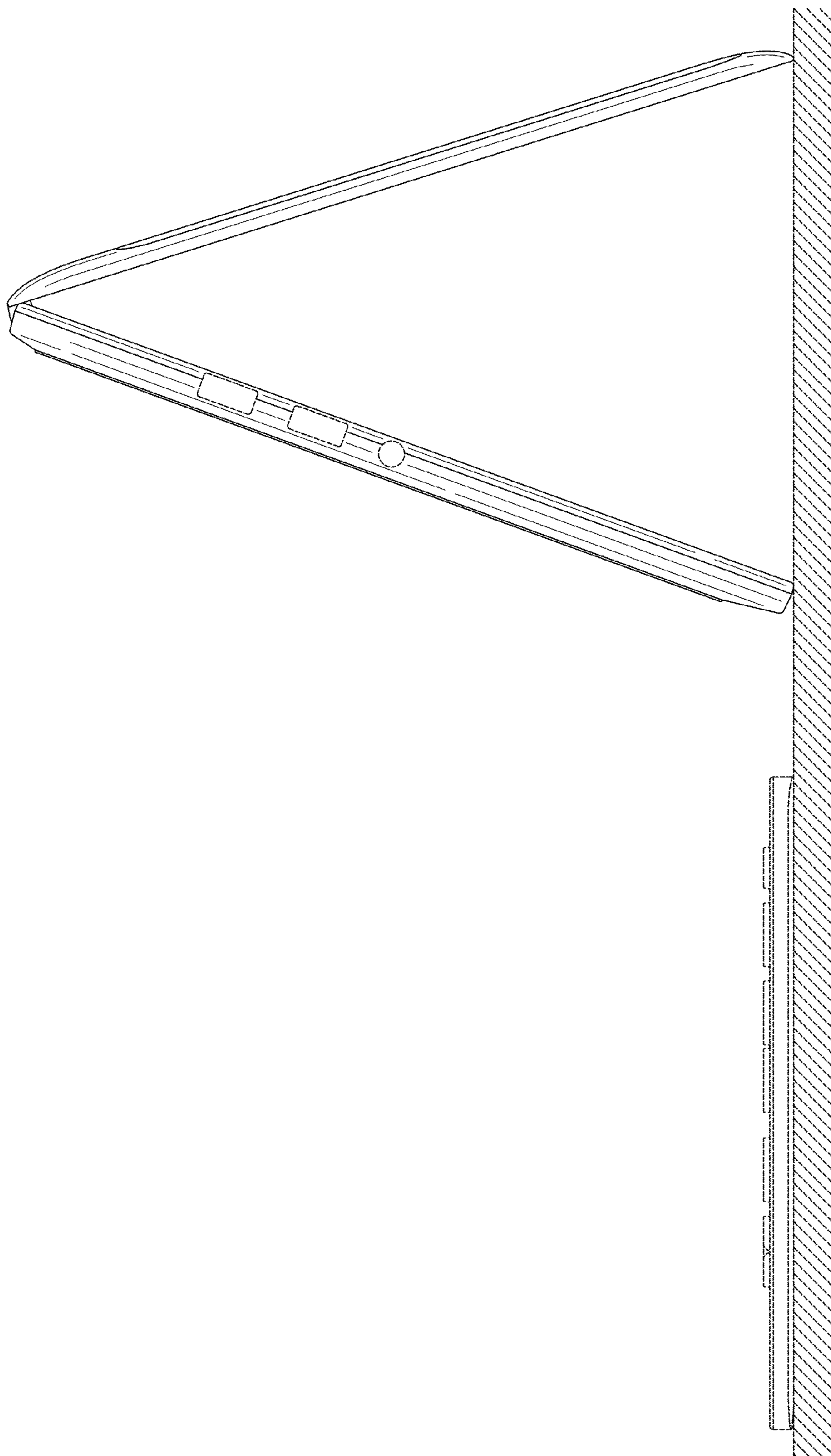


FIG. 9