



US00D689019S

(12) **United States Design Patent**
Sato et al.

(10) **Patent No.:** **US D689,019 S**

(45) **Date of Patent:** **** Sep. 3, 2013**

(54) **BATTERY FOR PORTABLE COMPUTER**

(71) Applicant: **Panasonic Corporation**, Osaka (JP)

(72) Inventors: **Jun Sato**, Osaka (JP); **So Suzuki**, Osaka (JP)

(73) Assignee: **Panasonic Corporation**, Osaka (JP)

(**) Term: **14 Years**

(21) Appl. No.: **29/445,041**

(22) Filed: **Feb. 7, 2013**

(30) **Foreign Application Priority Data**

Dec. 18, 2012 (JP) 2012-030765

(51) **LOC (9) Cl.** **13-02**

(52) **U.S. Cl.**
USPC **D13/103**

(58) **Field of Classification Search**
USPC D13/102–108, 110, 118–121, 184,
D13/199; 429/96–100, 163, 176
See application file for complete search history.

(56) **References Cited**

U.S. PATENT DOCUMENTS

D320,796 S *	10/1991	Smith	D14/240
D375,933 S *	11/1996	Kao	D13/103
D414,158 S *	9/1999	Frye et al.	D13/103
D422,263 S *	4/2000	Waldner	D13/103
D425,859 S *	5/2000	Oliver et al.	D13/119
D432,493 S *	10/2000	Killebrew et al.	D13/103
D440,201 S *	4/2001	Huynh et al.	D13/103
D456,001 S *	4/2002	Arbisi et al.	D13/103
D481,995 S *	11/2003	Yokota	D13/103
D508,018 S *	8/2005	Yokota	D13/103
D508,892 S *	8/2005	Schlieffers et al.	D13/103
D524,241 S *	7/2006	Takeshita et al.	D13/103

D524,242 S *	7/2006	Adams et al.	D13/103
D601,955 S *	10/2009	Ekmekdje	D13/108
D621,393 S *	8/2010	Panahi et al.	D14/250
D644,988 S *	9/2011	Finney et al.	D13/103
D651,167 S *	12/2011	Lemelman et al.	D13/103
D662,044 S *	6/2012	Lemelman et al.	D13/103
D669,427 S *	10/2012	Ignor et al.	D13/103
D674,333 S *	1/2013	Lemelman et al.	D13/103

FOREIGN PATENT DOCUMENTS

JP D1394623 8/2010

* cited by examiner

Primary Examiner — Rosemary K. Tarcza

(74) *Attorney, Agent, or Firm* — Panasonic Patent Center

(57) **CLAIM**

We claim the ornamental design for a battery for portable computer, as shown and described.

DESCRIPTION

FIG. 1 is a front-right-bottom perspective view of a battery for portable computer of the present invention;
FIG. 2 is a front-right-top perspective view thereof;
FIG. 3 is a rear-left-top perspective view thereof;
FIG. 4 is a rear-left-bottom perspective view thereof;
FIG. 5 is a front view thereof;
FIG. 6 is a rear view thereof;
FIG. 7 is a left side view thereof;
FIG. 8 is a right side view thereof;
FIG. 9 is a top view thereof; and,
FIG. 10 is a bottom view thereof.

The broken line showing of battery for portable computer is included for the purpose of illustrating environment and forms no part of the claimed design. Additionally, the unevenly broken lines in the drawings define the limits of the claimed design.

1 Claim, 10 Drawing Sheets

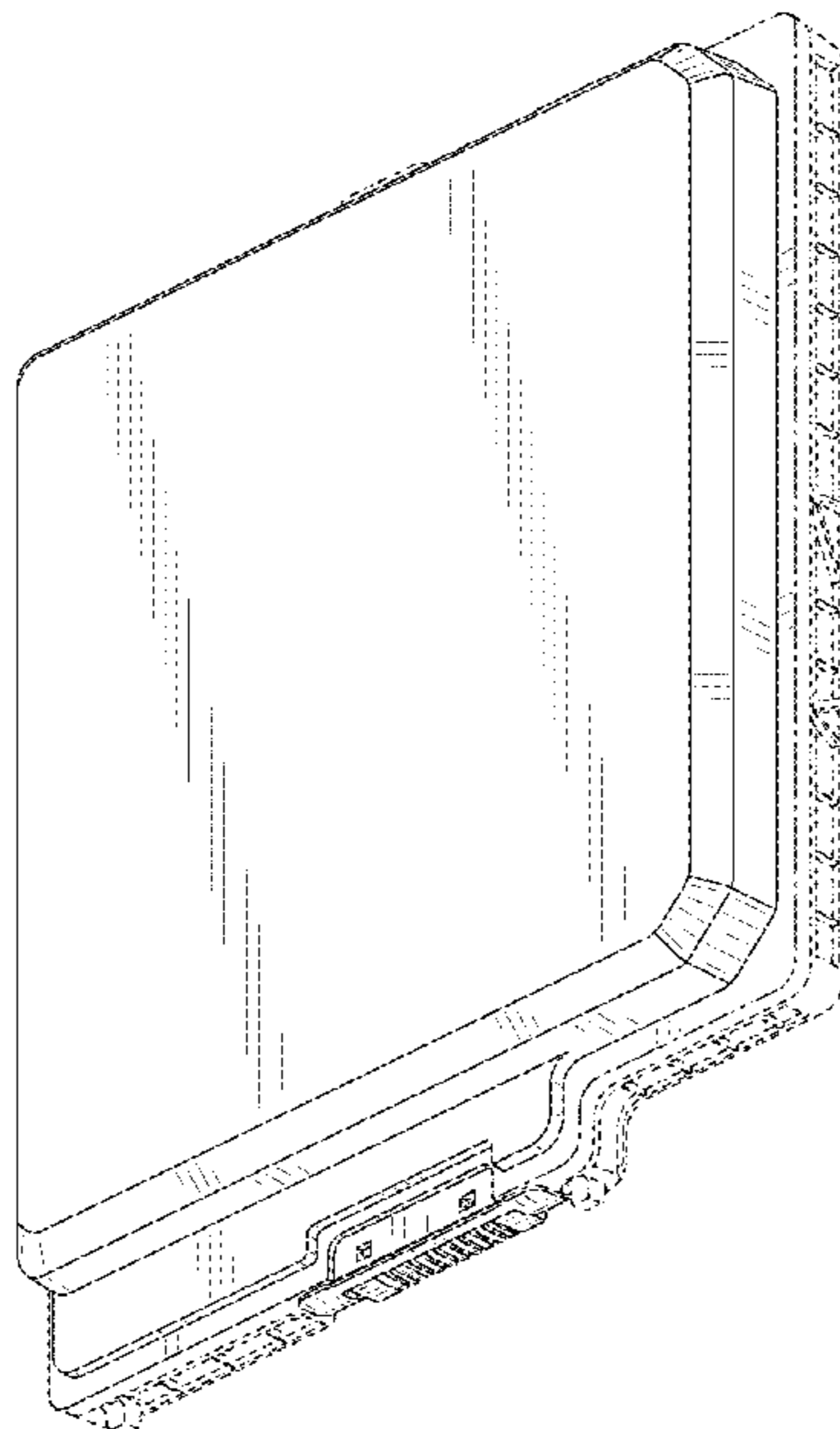


FIG. 1

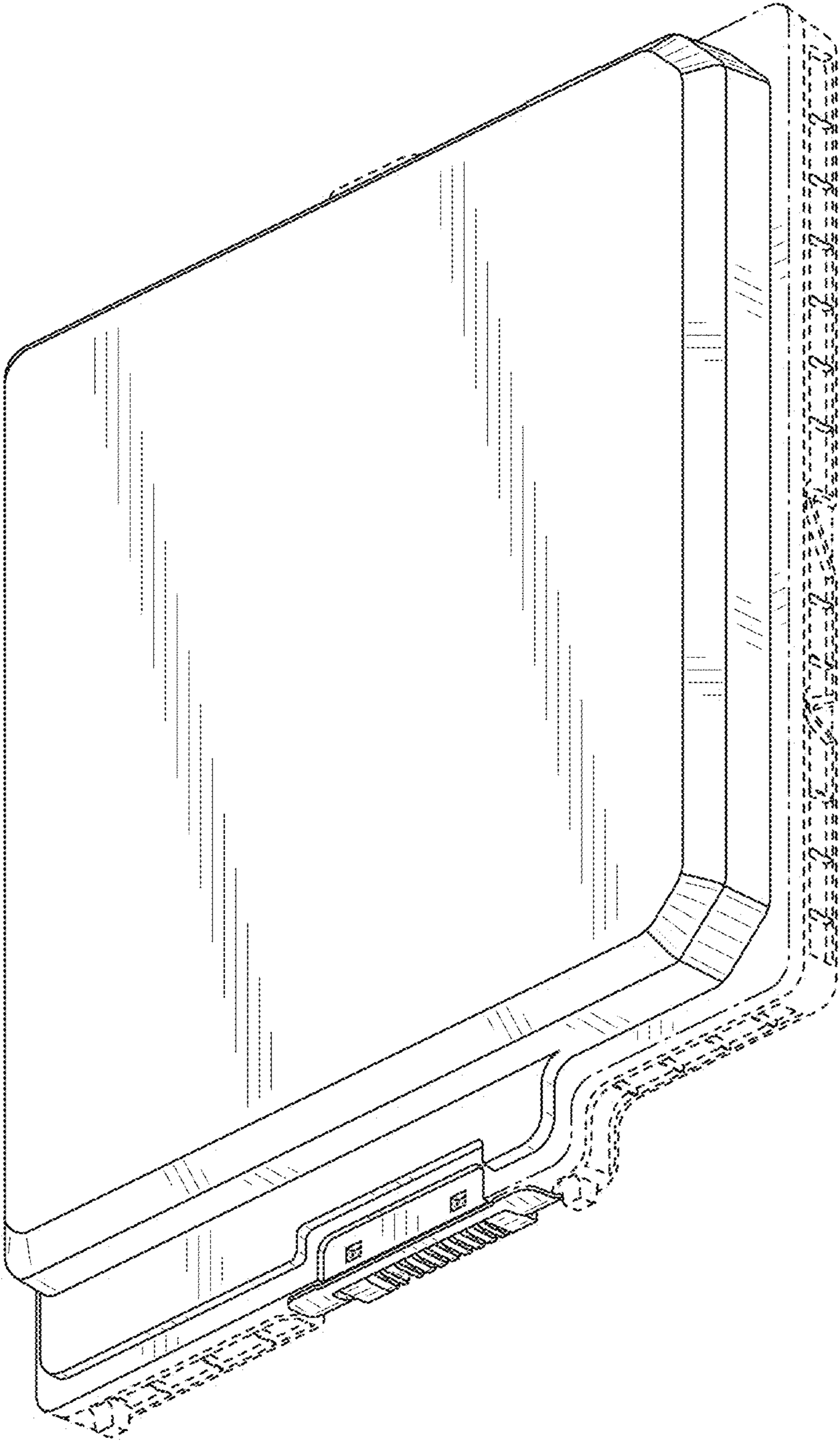


FIG. 2

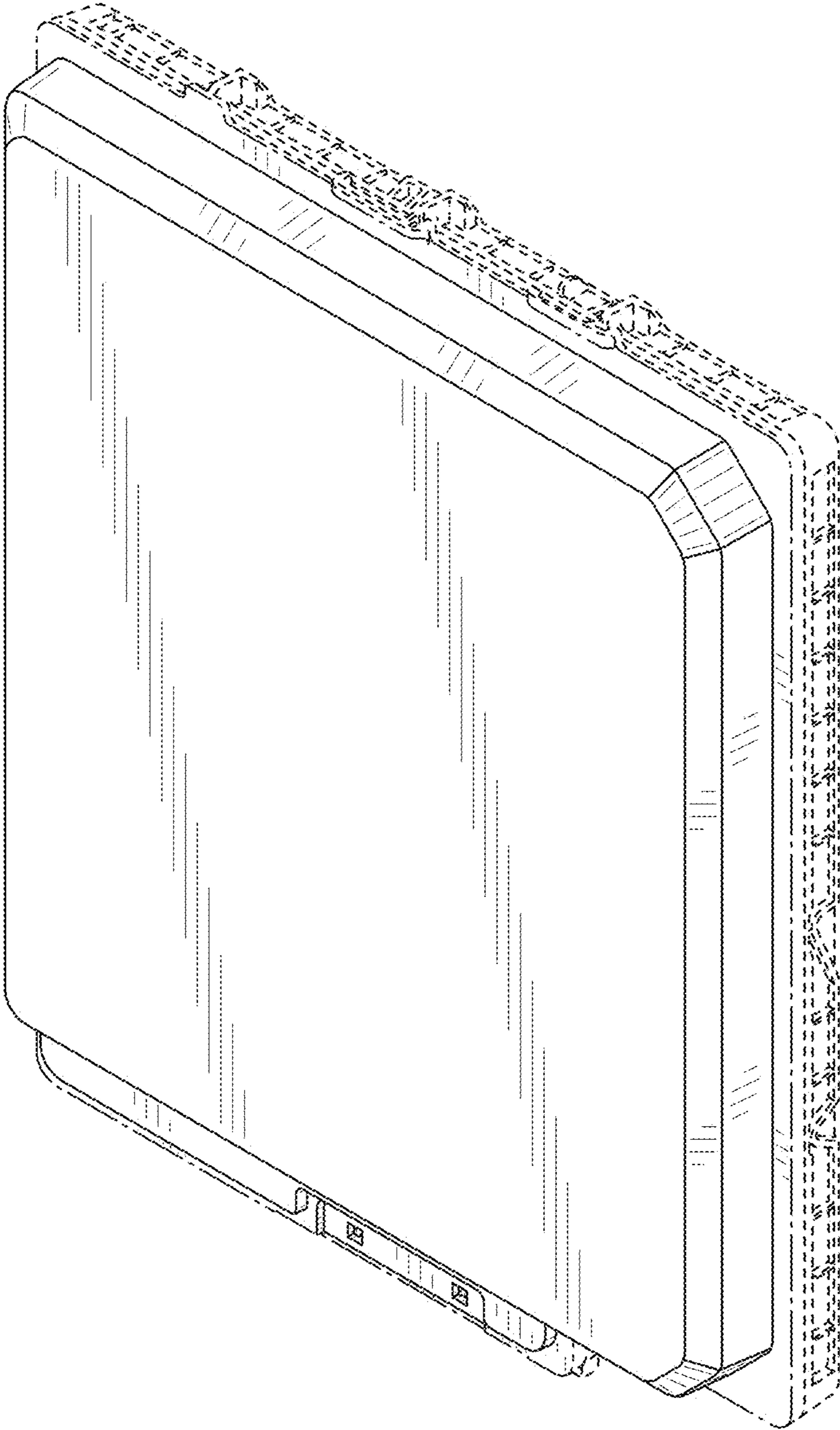


FIG. 3

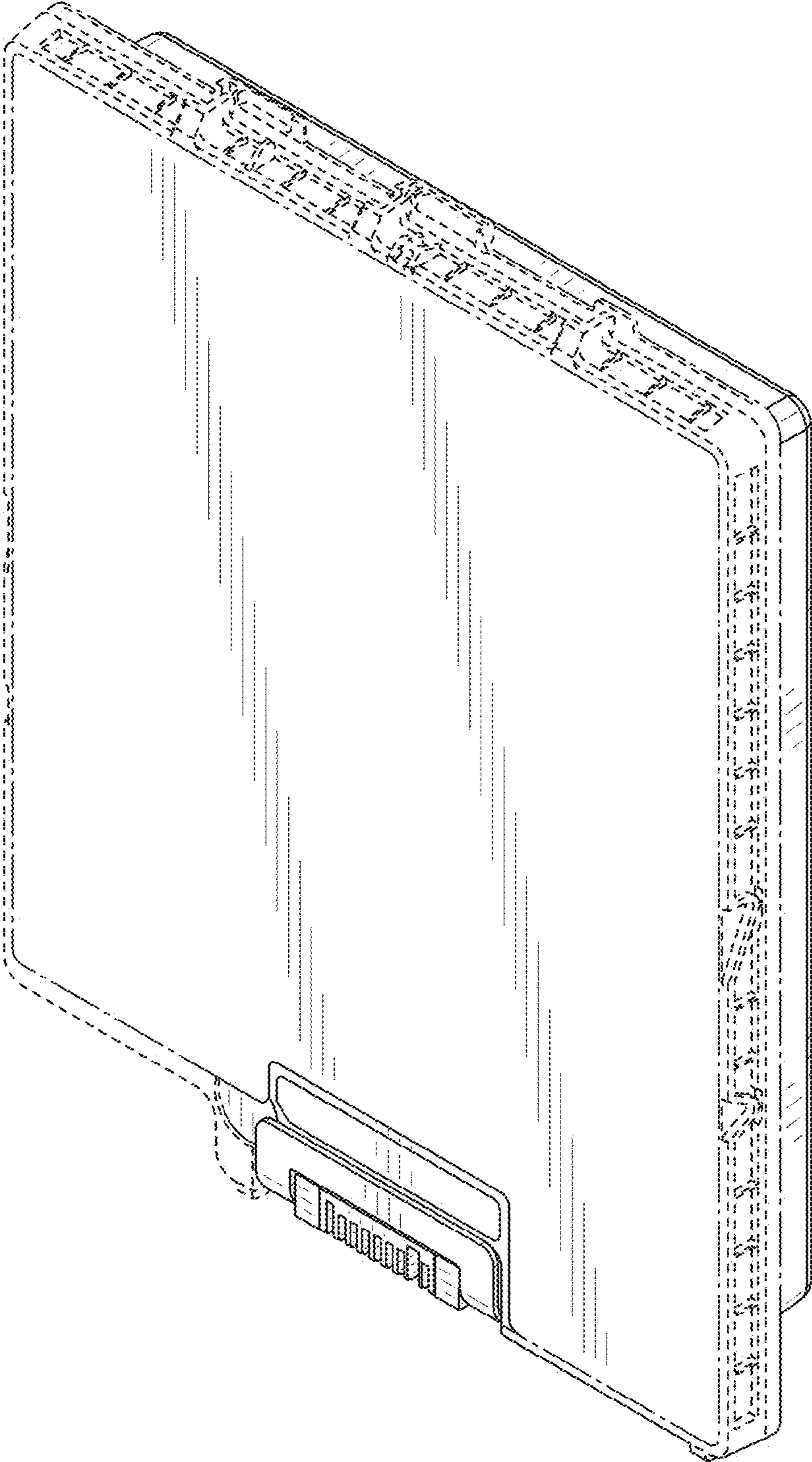


FIG. 4

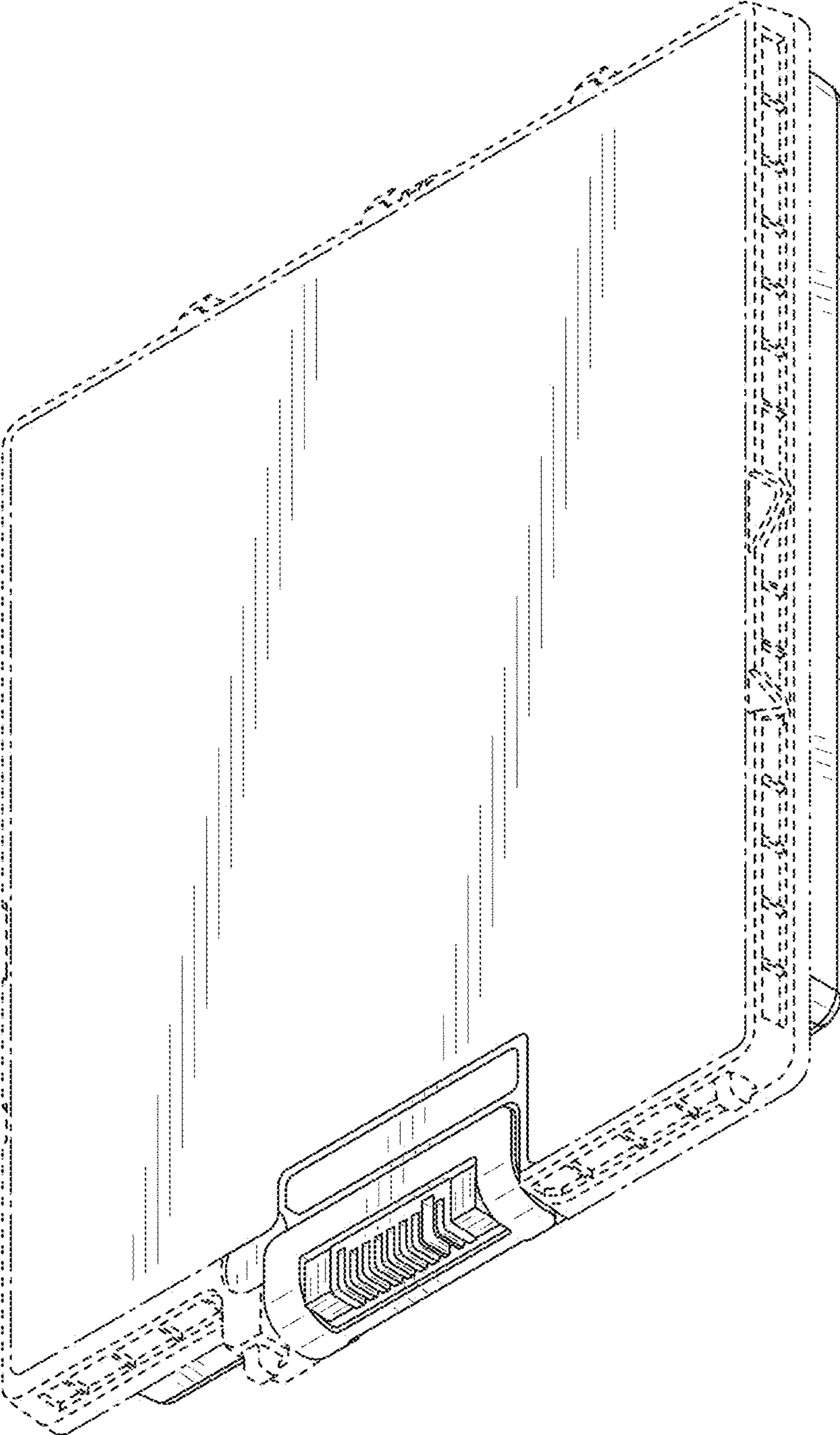


FIG. 5

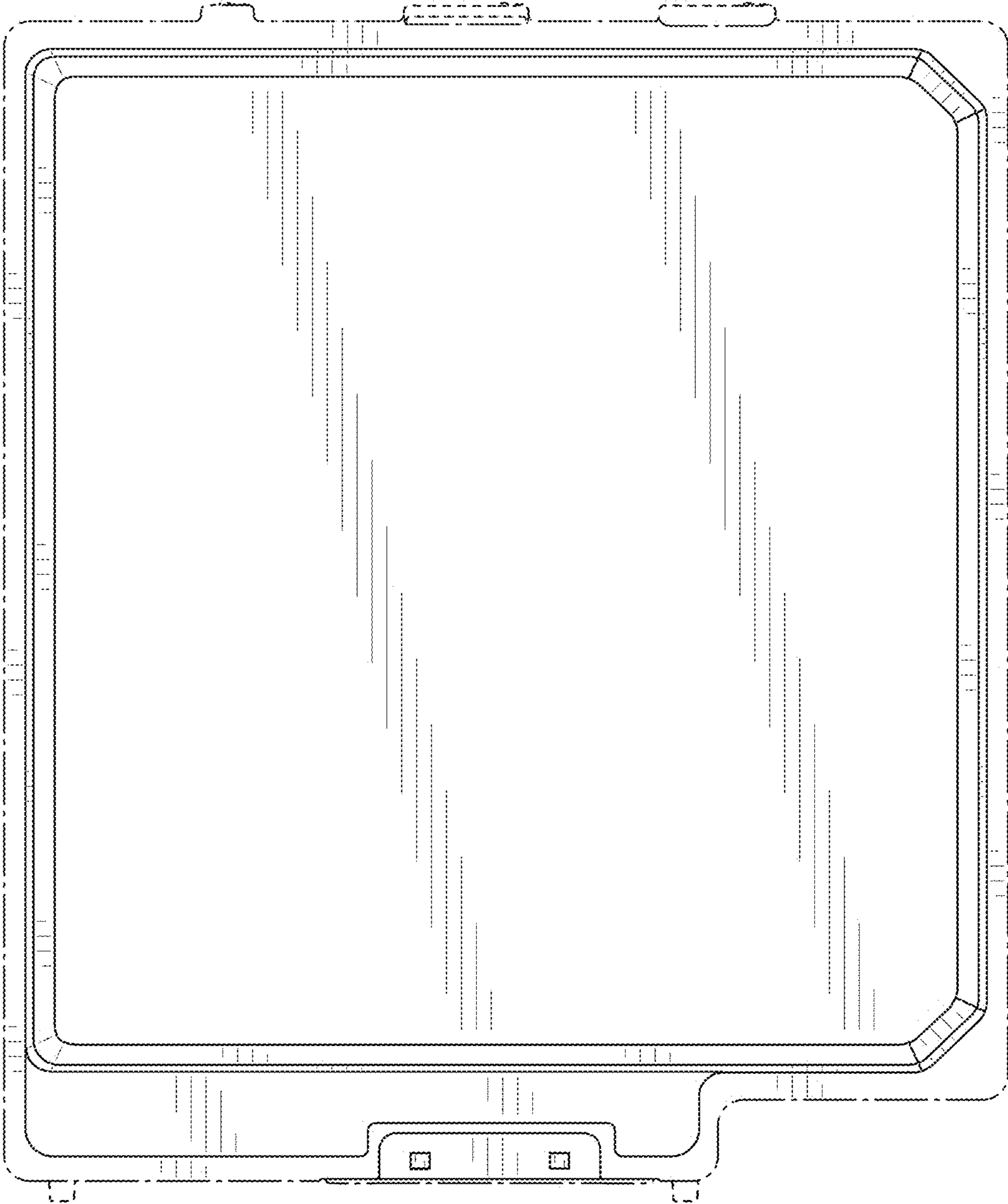


FIG. 6

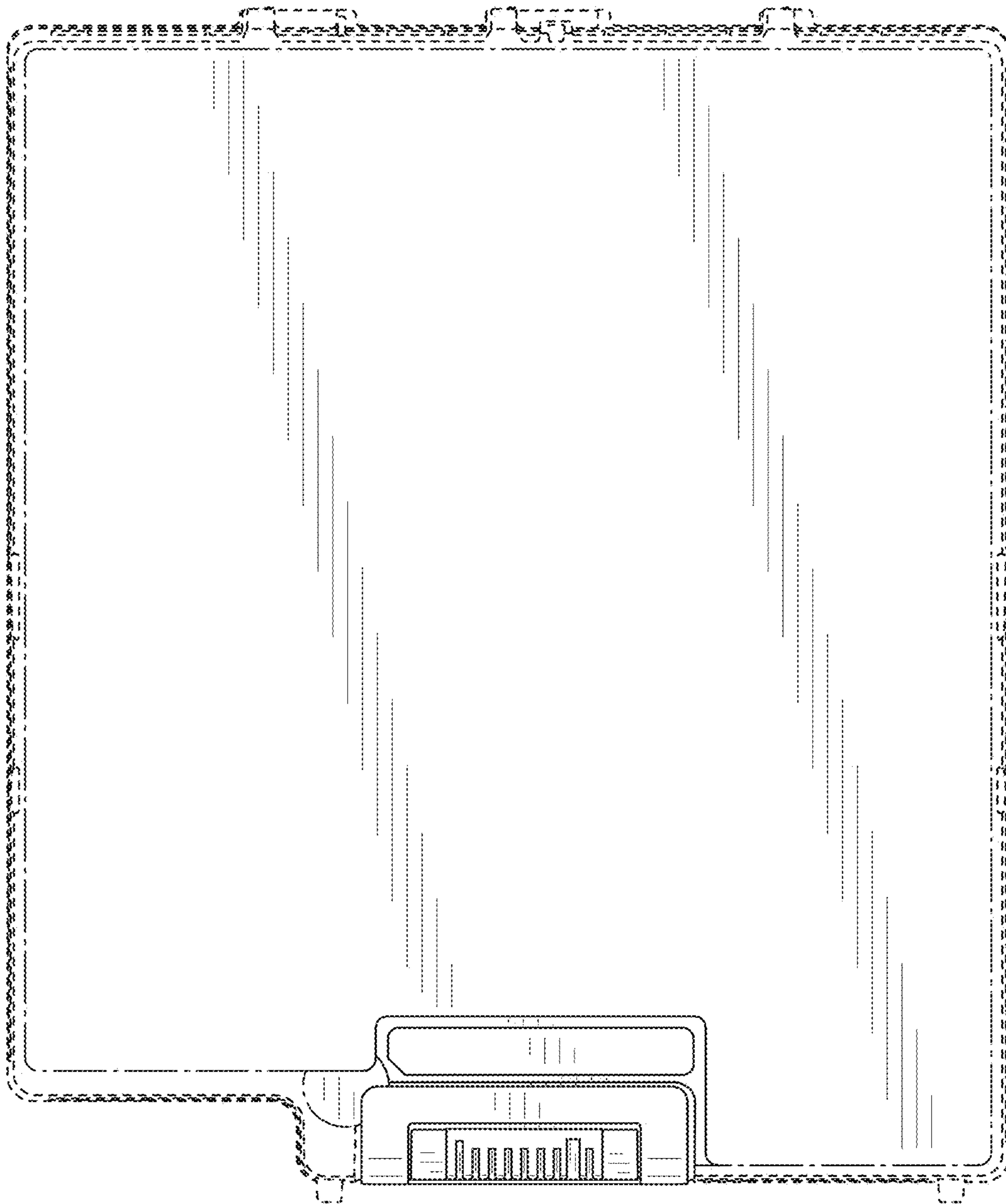


FIG. 7




FIG. 8




FIG. 9

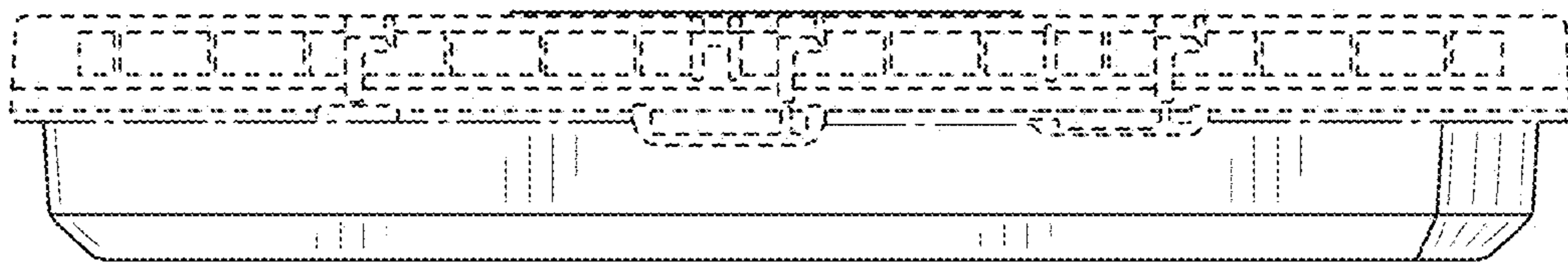


FIG. 10

