



US00D689005S

(12) **United States Design Patent**  
**Jallad**

(10) **Patent No.:** **US D689,005 S**

(45) **Date of Patent:** **\*\* Sep. 3, 2013**

(54) **WHEEL**

(71) Applicant: **Allaeddin Jallad**, Arlington, TX (US)

(72) Inventor: **Allaeddin Jallad**, Arlington, TX (US)

(\*\*) Term: **14 Years**

(21) Appl. No.: **29/440,600**

(22) Filed: **Dec. 21, 2012**

(51) **LOC (9) Cl.** ..... **12-16**

(52) **U.S. Cl.**  
USPC ..... **D12/211**

(58) **Field of Classification Search**  
USPC ..... D12/204–213; 301/37.101, 64.101,  
301/65, 64.201  
See application file for complete search history.

(56) **References Cited**

**U.S. PATENT DOCUMENTS**

|            |   |         |         |       |         |
|------------|---|---------|---------|-------|---------|
| D261,502 S | * | 10/1981 | Envall  | ..... | D12/211 |
| D407,055 S | * | 3/1999  | Kelley  | ..... | D12/209 |
| D411,977 S | * | 7/1999  | Feriero | ..... | D12/209 |
| D438,161 S | * | 2/2001  | Ong     | ..... | D12/209 |

|            |   |         |              |       |         |
|------------|---|---------|--------------|-------|---------|
| D444,756 S | * | 7/2001  | Brintouch    | ..... | D12/209 |
| D454,528 S | * | 3/2002  | Brown et al. | ..... | D12/209 |
| D455,697 S | * | 4/2002  | Chung        | ..... | D12/209 |
| D461,439 S | * | 8/2002  | Hodges       | ..... | D12/209 |
| D494,121 S | * | 8/2004  | Sulahian     | ..... | D12/209 |
| D497,867 S | * | 11/2004 | Walbey, Jr.  | ..... | D12/209 |
| D501,173 S | * | 1/2005  | Walbey, Jr.  | ..... | D12/209 |
| D536,292 S | * | 2/2007  | Sulahian     | ..... | D12/209 |
| D557,192 S | * | 12/2007 | Walbey, Jr.  | ..... | D12/209 |
| D616,802 S | * | 6/2010  | Zhao         | ..... | D12/211 |
| D669,006 S | * | 10/2012 | Starr, Jr.   | ..... | D12/209 |

\* cited by examiner

*Primary Examiner* — Stacia Cadmus

(74) *Attorney, Agent, or Firm* — Cotman IP Law Group, PLC



(57) **CLAIM**

The ornamental design for a wheel design, as shown and described.

**DESCRIPTION**

FIG. 1 is a front view of a wheel showing my new design; and, FIG. 2 is a perspective view thereof.

**1 Claim, 2 Drawing Sheets**








FIGURE 1






FIGURE 2