



US00D689002S

(12) **United States Design Patent**
Hale, Jr.

(10) **Patent No.:** **US D689,002 S**
(45) **Date of Patent:** **** *Sep. 3, 2013**

(54) **SPOKE SEGMENT OF A VEHICLE WHEEL**

(56) **References Cited**

(71) Applicant: **Mobile Hi-Tech Wheels**, Rancho Dominguez, CA (US)

(72) Inventor: **Arthur D. Hale, Jr.**, Long Beach, CA (US)

(73) Assignee: **Mobile Hi-Tech Wheels**, Rancho Dominguez, CA (US)

(*) Notice: This patent is subject to a terminal disclaimer.

(**) Term: **14 Years**

(21) Appl. No.: **29/435,827**

(22) Filed: **Oct. 29, 2012**

(51) **LOC (9) Cl.** **12-16**

(52) **U.S. Cl.**
USPC **D12/211; D12/213**

(58) **Field of Classification Search**
USPC **D12/204-213; 301/37.101, 64.101, 301/65, 64.201**

See application file for complete search history.

U.S. PATENT DOCUMENTS

D625,241 S *	10/2010	Zhao	D12/211
D629,347 S *	12/2010	Kim	D12/211
D639,222 S *	6/2011	Johnson	D12/209
D644,156 S *	8/2011	Johnson	D12/209
D659,064 S *	5/2012	Johnson	D12/209
D659,067 S *	5/2012	Lee	D12/209
D659,069 S *	5/2012	Johnson	D12/211
D671,483 S *	11/2012	Chung	D12/211

* cited by examiner

Primary Examiner — Stacia Cadmus

(74) *Attorney, Agent, or Firm* — Christie, Parker & Hale, LLP

(57) **CLAIM**

The ornamental design for spoke segment of a vehicle wheel, as shown and described.

DESCRIPTION

FIG. 1 is a perspective view of a spoke segment of a vehicle wheel according to my new design; and, FIG. 2 is a front elevational view thereof.

The broken lines showing the side of the wheel, the round elements on the lip of the rim and in the central hub area are included for the purpose of illustrating environment and form no part of the of the claimed design. The dash dot line on either side of the spoke segment is for the purpose of illustrating the boundary of the claimed design and forms no part thereof.

1 Claim, 2 Drawing Sheets

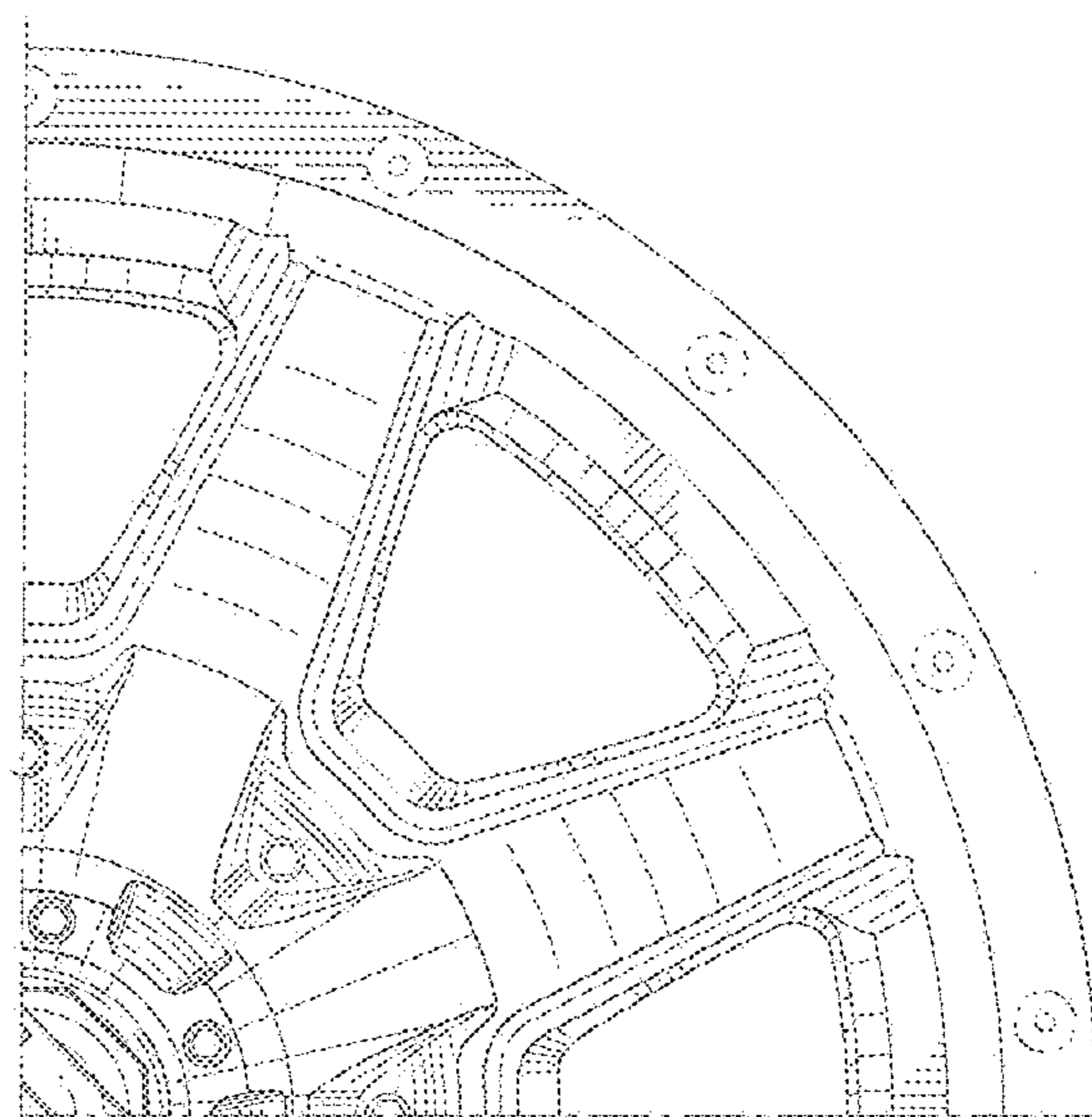
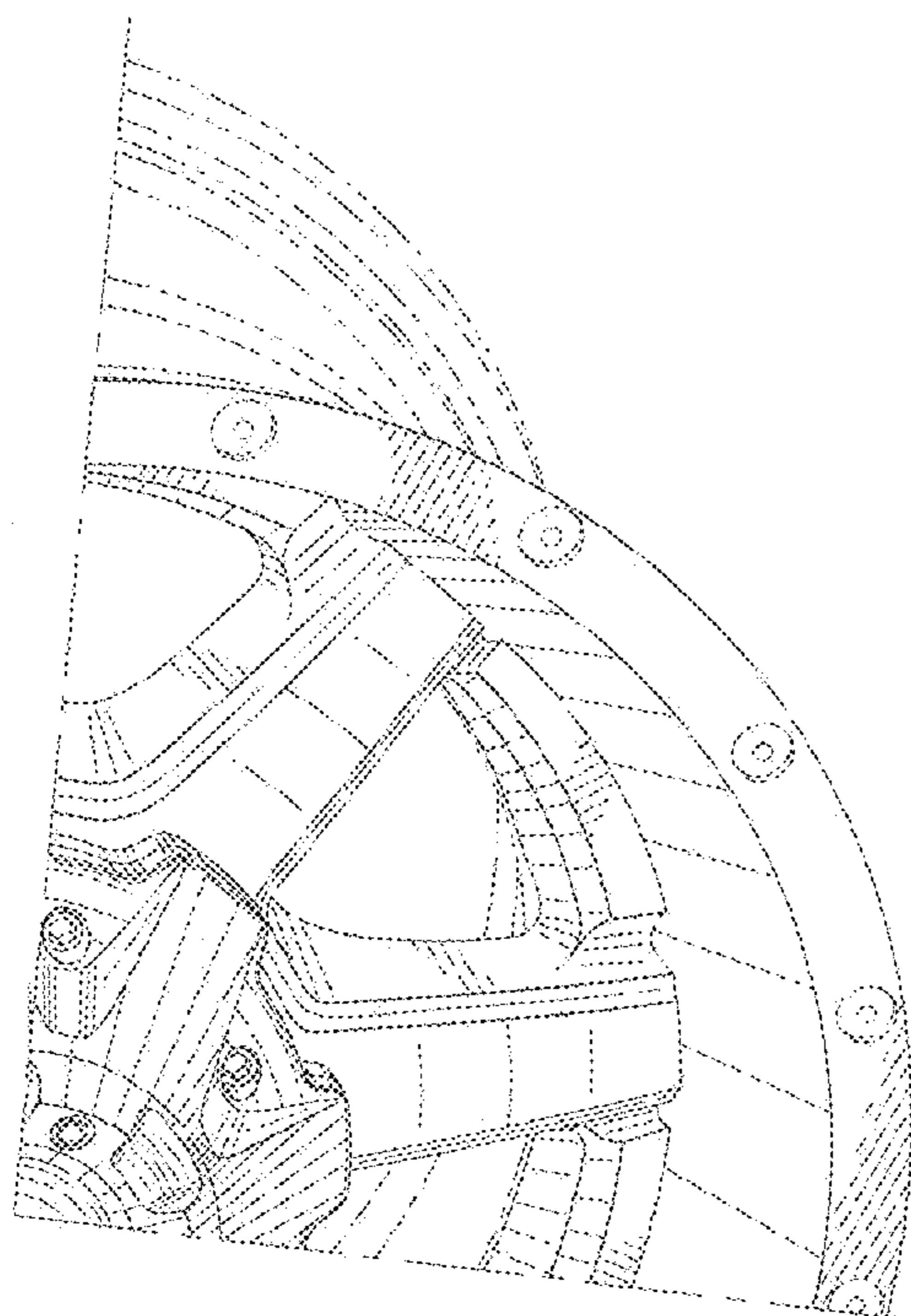


FIG. 1

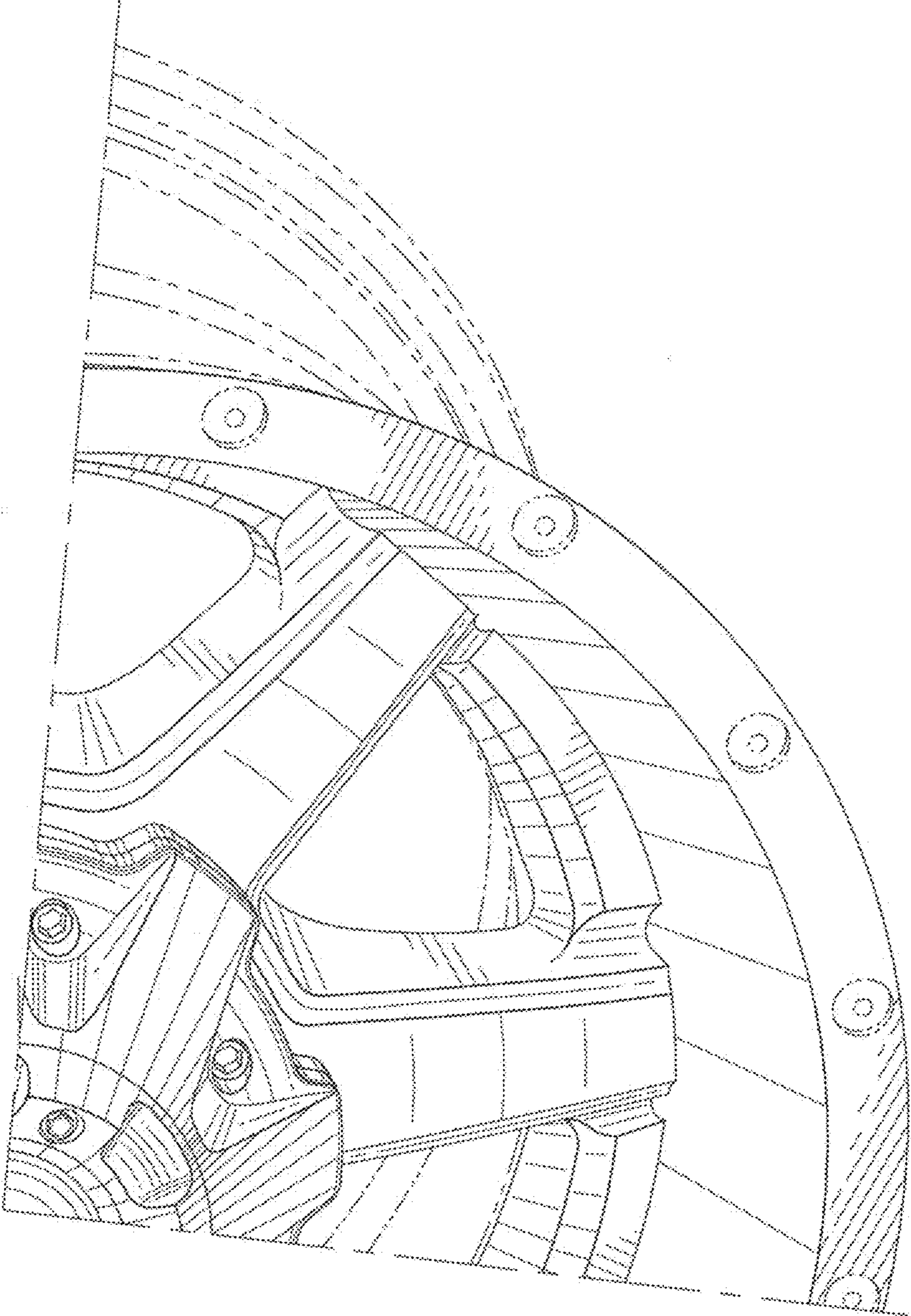


FIG. 2

