



US00D688981S

(12) **United States Design Patent**
Phutrakool et al.

(10) **Patent No.:** **US D688,981 S**

(45) **Date of Patent:** **** Sep. 3, 2013**

(54) **MOTOR SCOOTER OR MOTOR SCOOTER REPLICA**

(71) Applicant: **Honda Motor Co., Ltd.**, Tokyo (JP)

(72) Inventors: **Sirasit Phutrakool**, Bangkok (TH);
Charnchai Jarngrasert, Bangkok (TH)

(73) Assignee: **Honda Motor Co., Ltd.**, Tokyo (JP)

(**) Term: **14 Years**

(21) Appl. No.: **29/433,121**

(22) Filed: **Sep. 26, 2012**

(30) **Foreign Application Priority Data**

Mar. 26, 2012 (JP) 2012-006827

(51) **LOC (9) Cl.** **12-11**

(52) **U.S. Cl.**
USPC **D12/110**

(58) **Field of Classification Search**
USPC D12/110; 180/219, 220, 225, 229
See application file for complete search history.

(56) **References Cited**

U.S. PATENT DOCUMENTS

D574,300 S * 8/2008 Kitayama et al. D12/110
D600,163 S * 9/2009 Kubota et al. D12/110
D669,396 S * 10/2012 Sawatsutipan et al. D12/110
D670,205 S * 11/2012 Takakuwa et al. D12/110

OTHER PUBLICATIONS

Cycle World Apr. 2010, headlight and front fairing shown on the Honda VFR 1200F on the cover and p. 35.*

* cited by examiner

Primary Examiner — Susan M Lee

Assistant Examiner — Linda G Brooks

(74) *Attorney, Agent, or Firm* — Westerman, Hattori, Daniels & Adrian, LLP

(57) **CLAIM**

The ornamental design for a motor scooter or motor scooter replica, as shown and described.

DESCRIPTION

FIG. 1 is a front elevational view of the motor scooter or motor scooter replica, showing our new design;
FIG. 2 is a rear elevational view thereof;
FIG. 3 is a top plan view thereof;
FIG. 4 is a bottom plan view thereof;
FIG. 5 is a left side elevational view thereof;
FIG. 6 is a right side elevational view thereof;
FIG. 7 is a left, front perspective view thereof;
FIG. 8 is a left, rear perspective view thereof;
FIG. 9 is a right, front perspective view thereof; and,
FIG. 10 is a right, rear perspective view thereof.
The broken lines represent environmental structure and form no part of the claimed design.

1 Claim, 5 Drawing Sheets


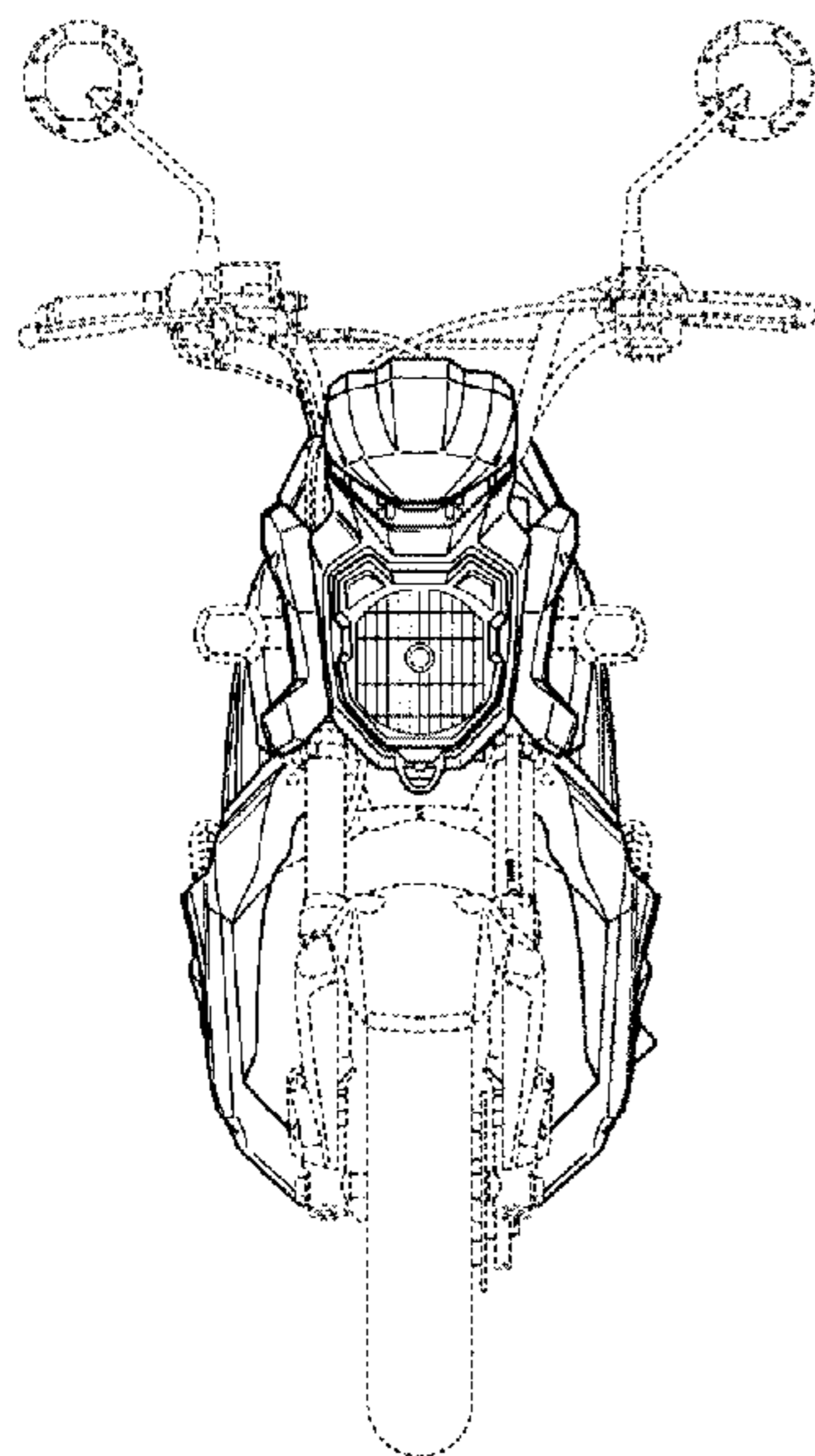


FIG.1

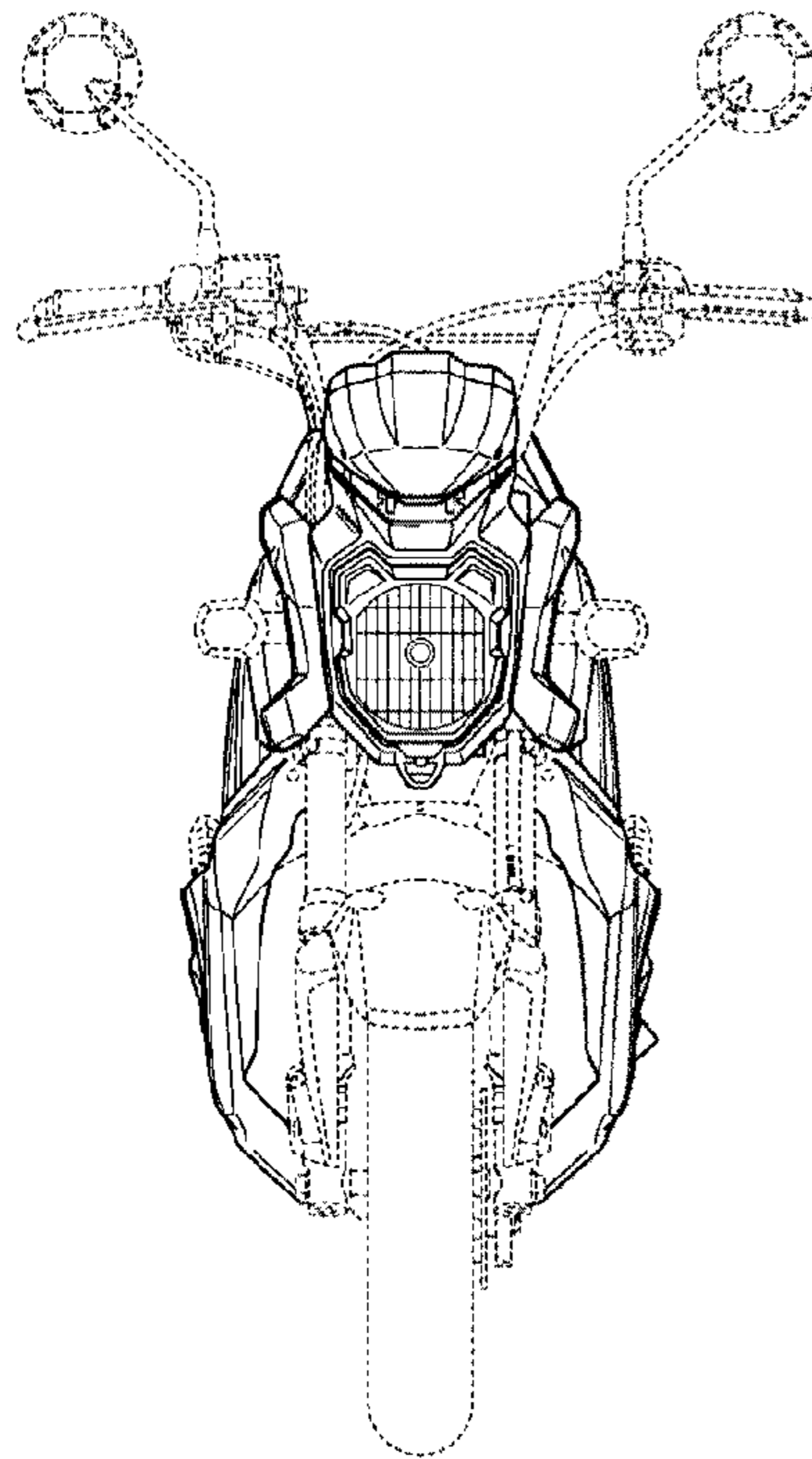


FIG.2

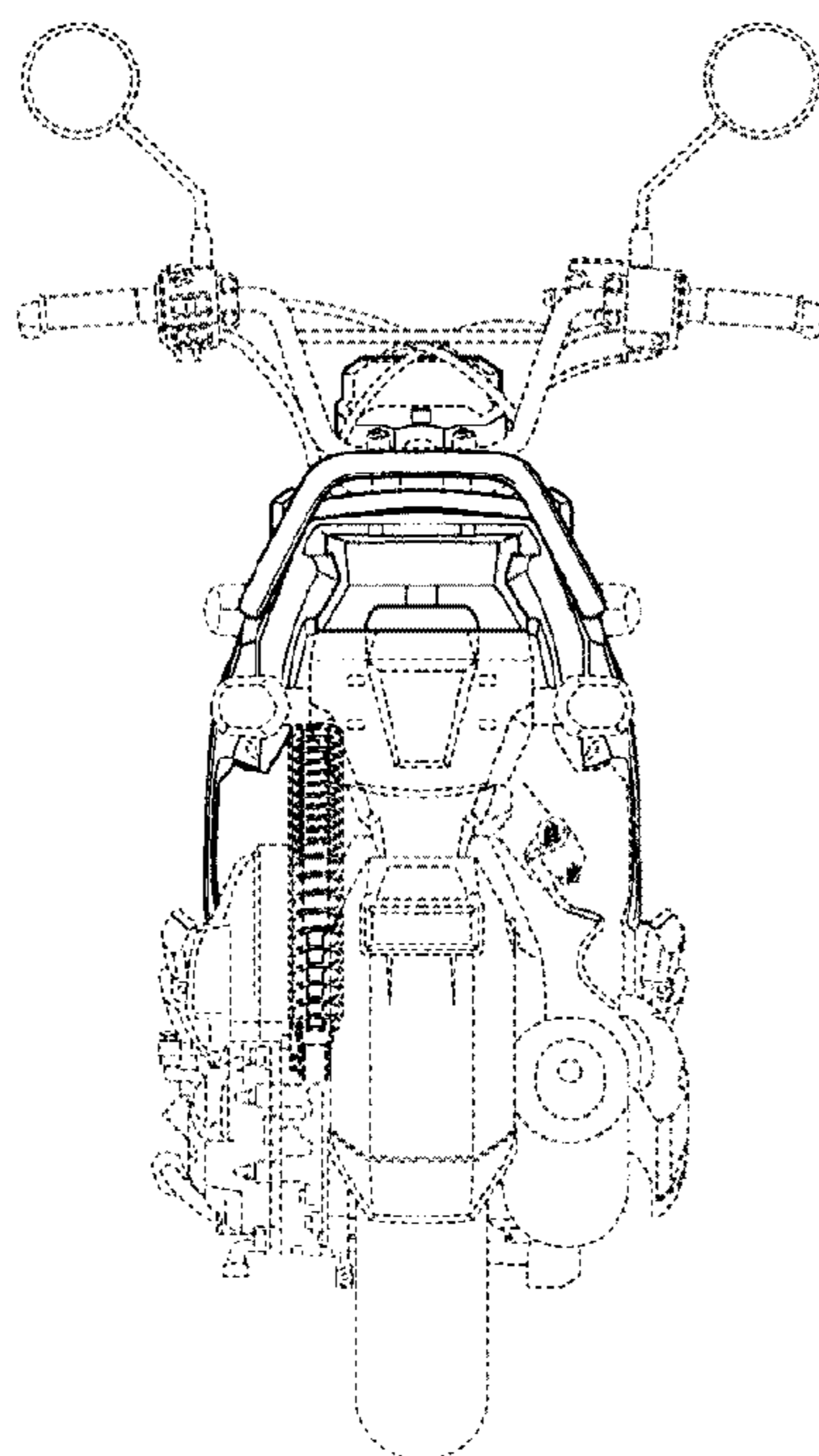


FIG.3

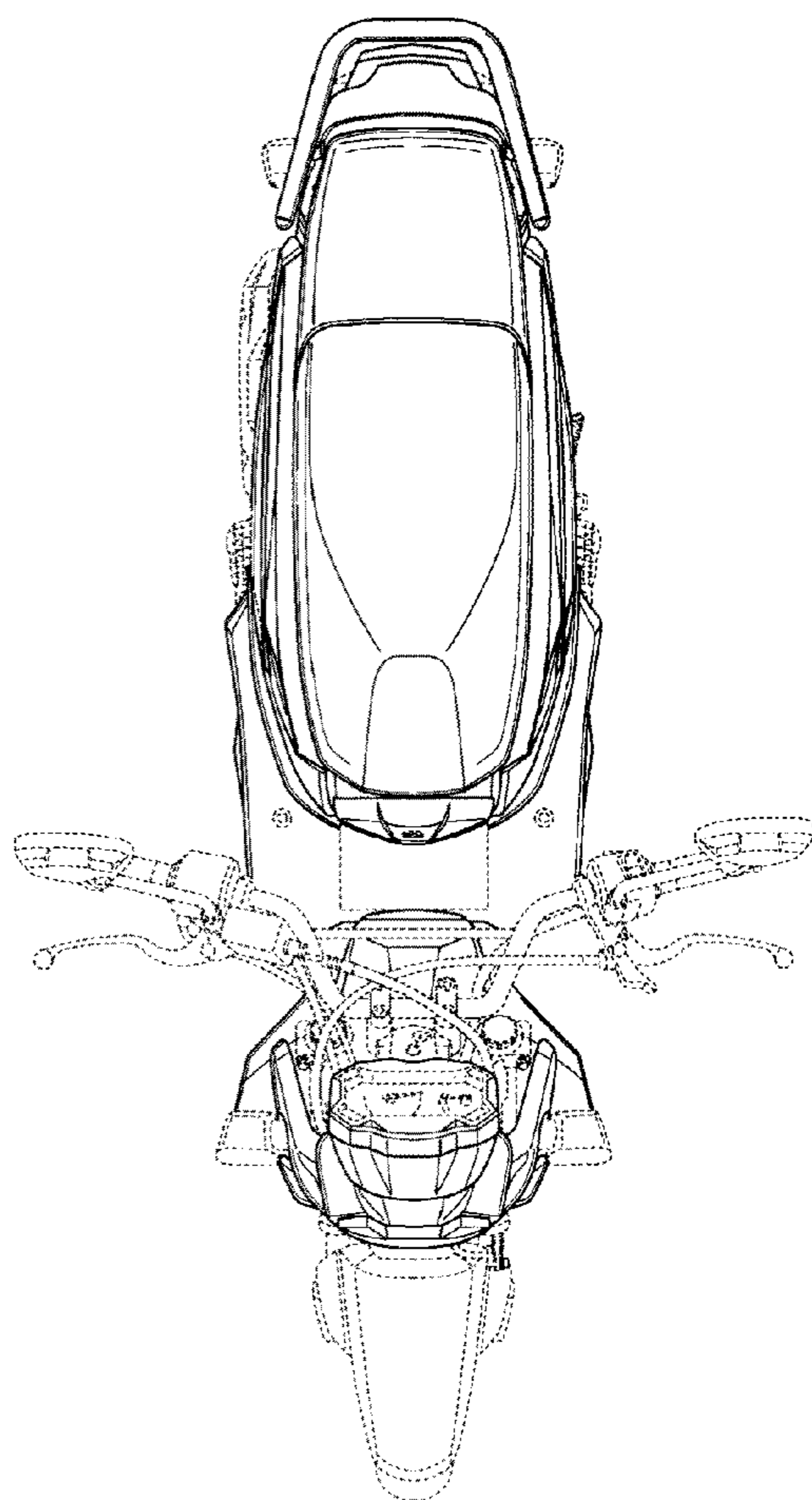


FIG.4

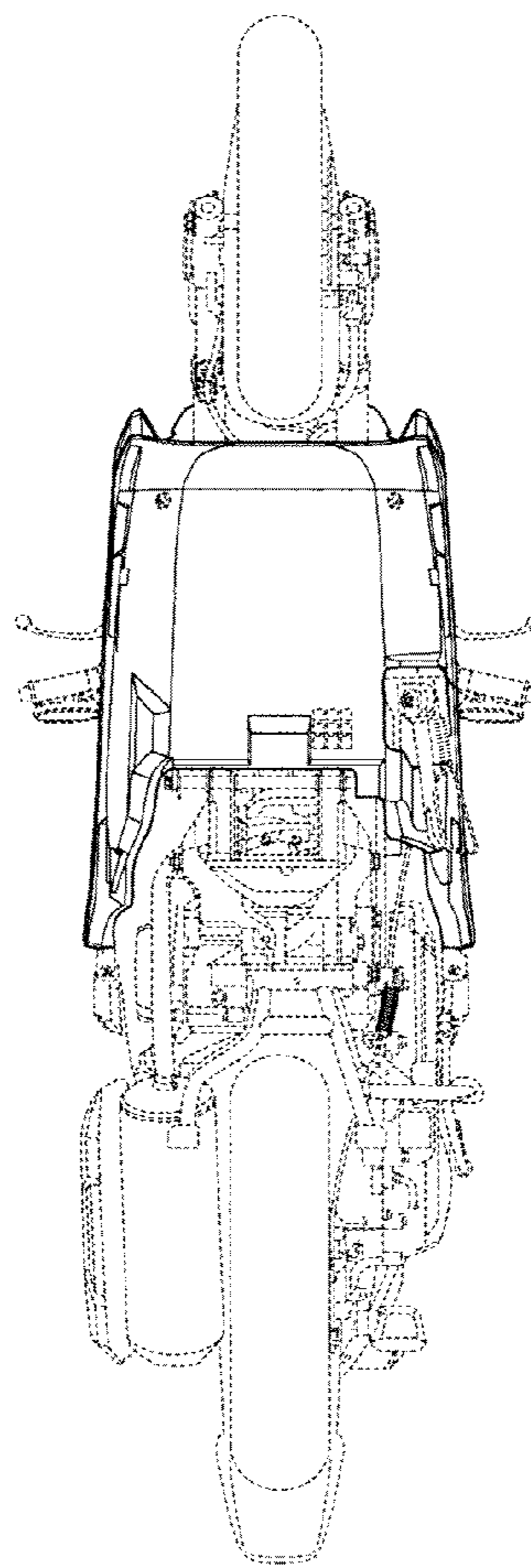


FIG.5




FIG.6




FIG.7




FIG.8




FIG.9




FIG.10

