



US00D688980S

(12) **United States Design Patent**
Kiska

(10) **Patent No.:** **US D688,980 S**

(45) **Date of Patent:** **** Sep. 3, 2013**

(54) **MOTORCYCLE**

(75) Inventor: **Gerald Kiska, Salzburg (AT)**

(73) Assignee: **KTM-Sportmotorcycle AG (AT)**

(**) Term: **14 Years**

(21) Appl. No.: **29/428,621**

(22) Filed: **Aug. 1, 2012**

(30) **Foreign Application Priority Data**

Feb. 2, 2012 (AT) 64011

(51) **LOC (9) Cl.** **12-11**

(52) **U.S. Cl.**
USPC **D12/110**

(58) **Field of Classification Search**
USPC D12/110; 180/219, 220
See application file for complete search history.

(56) **References Cited**

U.S. PATENT DOCUMENTS

D437,262 S *	2/2001	Robb et al.	D12/110
D500,463 S *	1/2005	Heinrich et al.	D12/110
D531,089 S *	10/2006	Heinrich et al.	D12/110
D587,172 S *	2/2009	Buckan et al.	D12/110
D588,960 S *	3/2009	Buckan et al.	D12/110
D601,061 S *	9/2009	Heinrich et al.	D12/110

OTHER PUBLICATIONS

2011 KTM cycles, published Jan. 30, 2011, shown and described on pp. 5-10 [Retrieved on Mar. 18, 2013]. Retrieved from the Internet <URL: <http://dalefranks.com/index.php/tag/ktm/>>.*
KTM 950 Super Enduro, posted on Feb. 15, 2011, shown on p. 1 of 6

[Retrieved on Mar. 18, 2013]. Retrieved from the Internet <URL: <http://radfg.wordpress.com/2011/02/15/ktm-950-super-enduro/>>.*

* cited by examiner

Primary Examiner — Susan M Lee

Assistant Examiner — Linda Brooks

(74) *Attorney, Agent, or Firm* — Renner, Otto, Boisselle & Sklar, LLP

(57) **CLAIM**

The ornamental design for a motorcycle, as shown and described.

DESCRIPTION

The patent or application file contains at least one drawing executed in color. Copies of this patent or patent application publication with color drawing(s) will be provided by the Office upon request and payment of the necessary fee.

FIG. 1 is a front perspective view of a motorcycle showing my new design.

FIG. 2 is a rear perspective view thereof.

FIG. 3 is a right side view thereof.

FIG. 4 is a left side view thereof.

FIG. 5 is a front right perspective view thereof.

FIG. 6 is a front left perspective view thereof.

FIG. 7 is a rear left perspective view thereof.

FIG. 8 is another rear left perspective view thereof.

FIG. 9 is a rear right perspective view thereof; and,

FIG. 10 is another front right perspective view thereof.

The broken lines around the removed logos and written matter and tires represent an internal boundary of the claimed design and form no part of the claimed design.

The bottom of the motorcycle forms no part of the claimed design.

1 Claim, 5 Drawing Sheets
(5 of 5 Drawing Sheet(s) Filed in Color)






FIG. 1




FIG. 2



FIG. 3



FIG. 4



FIG. 5




FIG. 6

FIG. 7



FIG. 8






FIG. 9



FIG. 10