



US00D688965S

(12) **United States Design Patent**  
**Hutchins**

(10) **Patent No.:** **US D688,965 S**

(45) **Date of Patent:** **\*\* Sep. 3, 2013**

(54) **DIGITAL DOOR SECURITY VIEWER**

(75) Inventor: **Craig Hutchins**, Montreal (CA)

(73) Assignee: **Acuvera Marketing Inc.**, Montreal (CA)

(\*\*) Term: **14 Years**

(21) Appl. No.: **29/383,658**

(22) Filed: **Jan. 20, 2011**

(51) **LOC (9) Cl.** ..... **10-05**

(52) **U.S. Cl.**  
USPC ..... **D10/104.1**

(58) **Field of Classification Search**  
USPC ..... D10/50, 104.1; 359/400; 348/143  
See application file for complete search history.

(56) **References Cited**

**U.S. PATENT DOCUMENTS**

4,726,670	A *	2/1988	Sherrard	.....	359/400
D365,833	S *	1/1996	Werner	.....	D16/135
D551,577	S *	9/2007	Barton et al.	.....	D10/50
D561,614	S *	2/2008	Rosen	.....	D10/50
D580,801	S *	11/2008	Takach et al.	.....	D10/50
D596,963	S *	7/2009	Novotny et al.	.....	D10/50

2010/0013925	A1 *	1/2010	Fowler et al.	.....	348/143
2010/0259618	A1	10/2010	Chen		
2013/0016211	A1 *	1/2013	Yeh	.....	348/143
2013/0021473	A1 *	1/2013	Yeh	.....	348/143

\* cited by examiner

*Primary Examiner* — George D Kirschbaum

(74) *Attorney, Agent, or Firm* — Goudreau Gage Dubuc; Gonzalo Lavin

(57) **CLAIM**

The ornamental design for an “digital door security viewer”, as shown and described.

**DESCRIPTION**

FIG. 1 is a perspective view of a digital peephole viewer; FIG. 2 is a rear view thereof; FIG. 3 is a front view thereof; FIG. 4 is a bottom view thereof; FIG. 5 is a top plan view thereof; and, FIG. 6 is a left side view thereof. The broken lines depict unclaimed environmental subject matter.

**1 Claim, 6 Drawing Sheets**

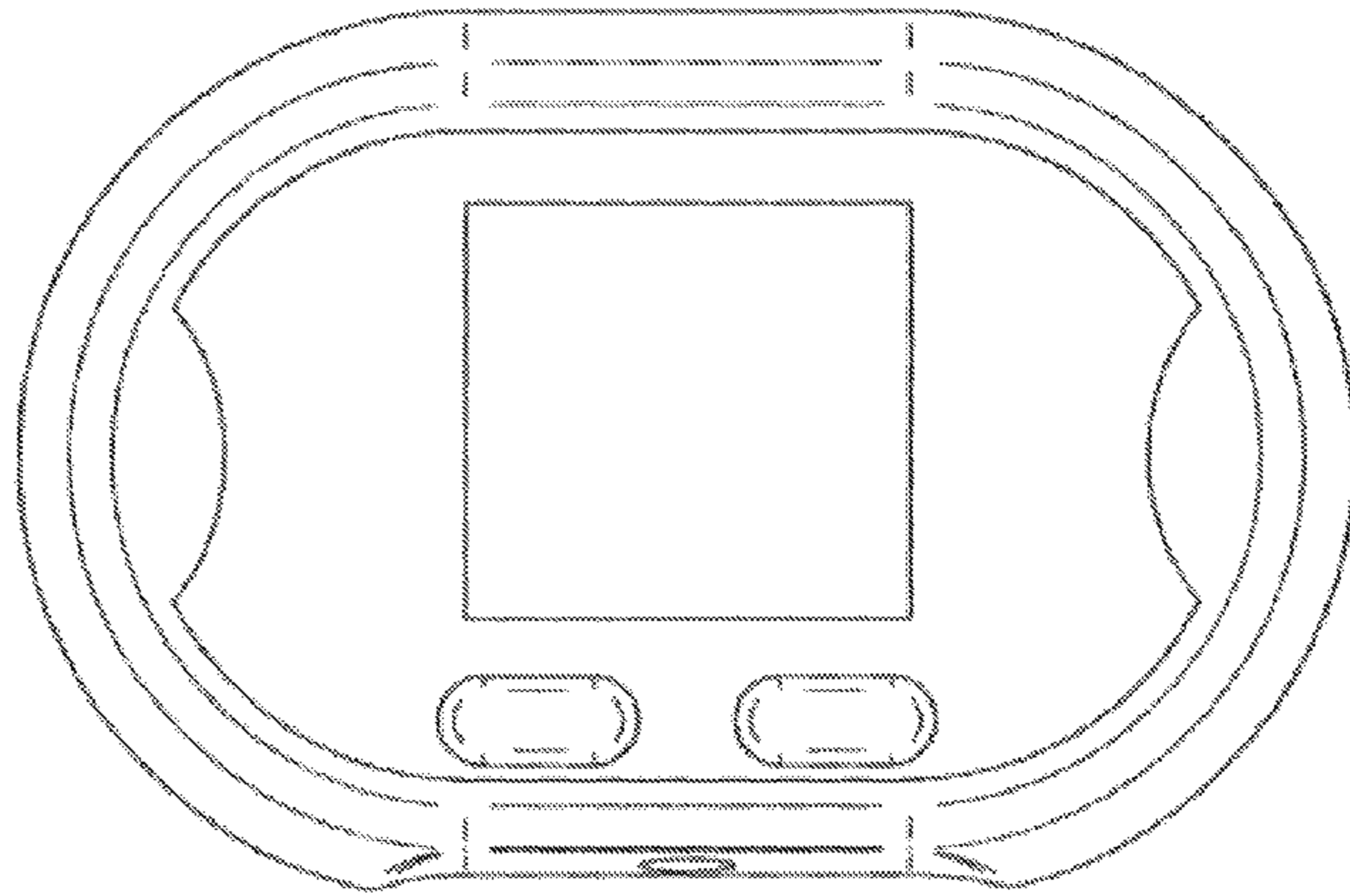
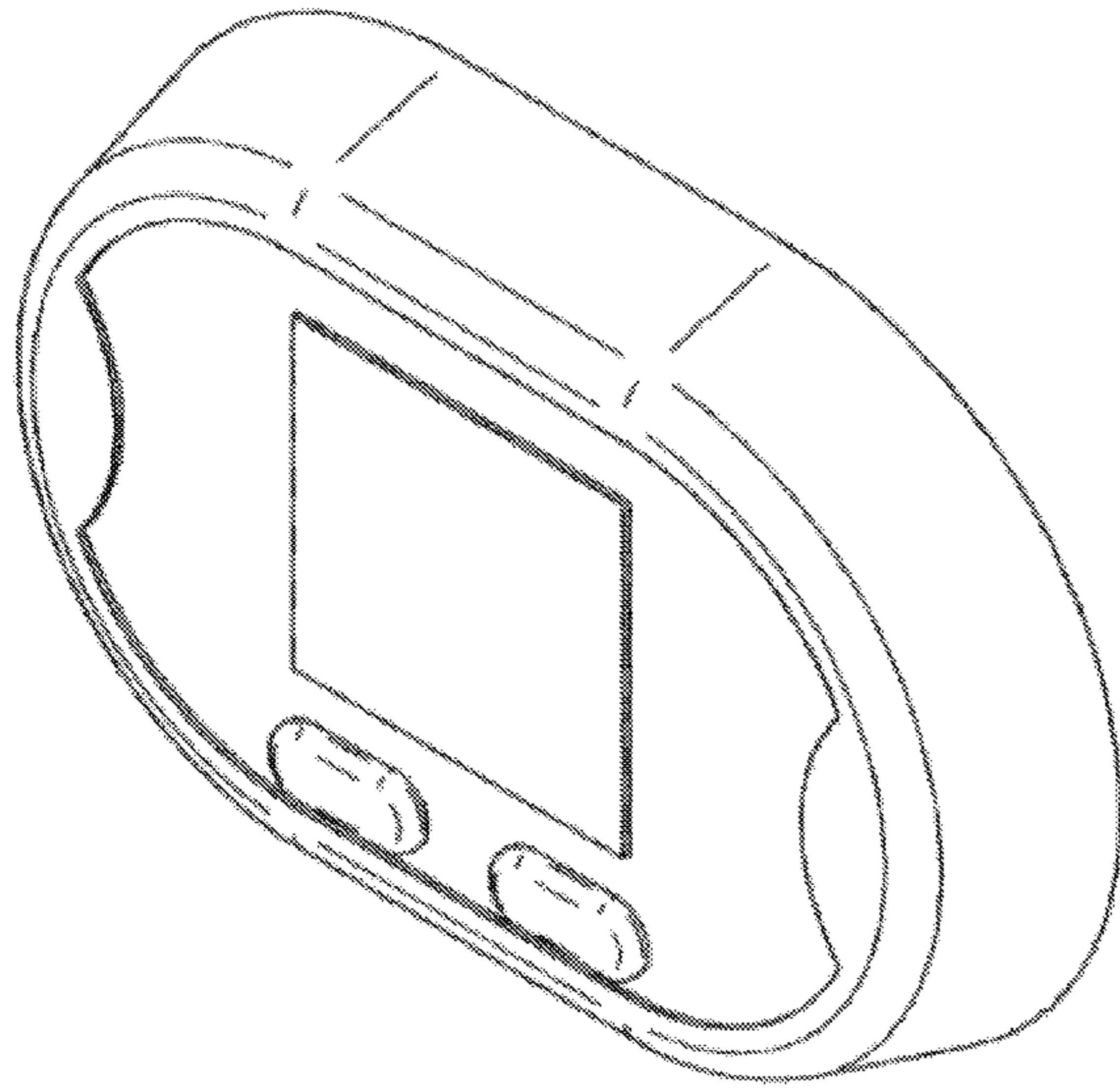




FIG. 1

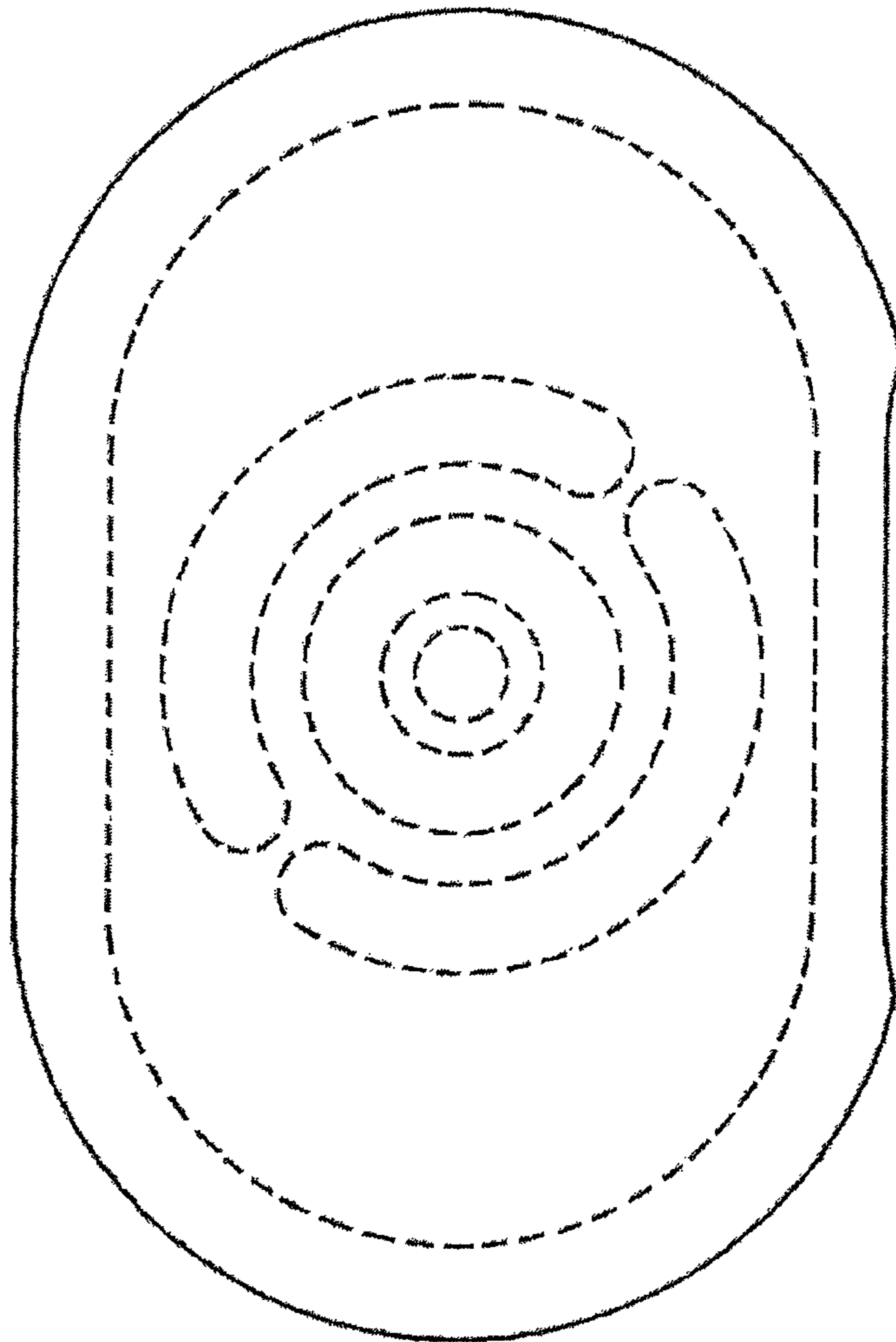


FIG. 2

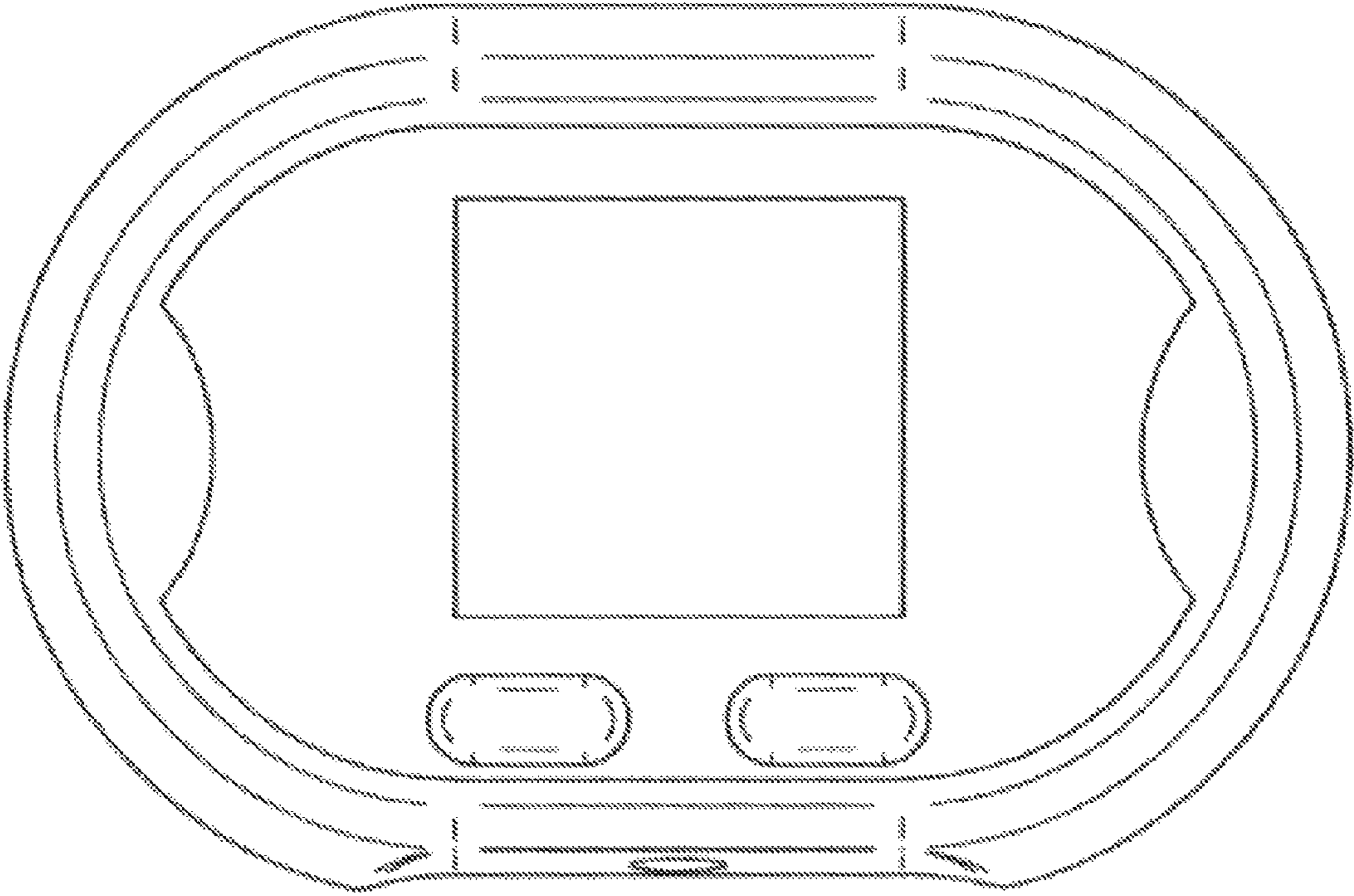


FIG. 3

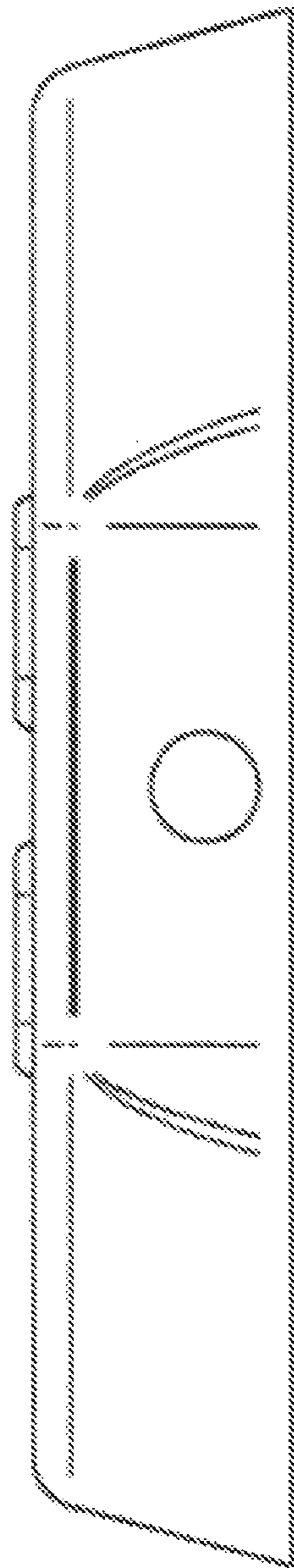


FIG. 4



FIG. 5




FIG. 6