



US00D688951S

(12) **United States Design Patent**
Macías Mejía et al.

(10) **Patent No.:** **US D688,951 S**

(45) **Date of Patent:** **** Sep. 3, 2013**

(54) **CONTAINER**

(75) Inventors: **Claudia Daniela Macías Mejía**,
Guanajuato (MX); **Luis Rodolfo**
Arévalo Pliego, Queretaro (MX); **José**
Antonio Bivián Balanzario, Queretaro
(MX)

(73) Assignee: **Colgate-Palmolive Company**, New
York, NY (US)

(**) Term: **14 Years**

(21) Appl. No.: **29/417,479**

(22) Filed: **Apr. 4, 2012**

(51) **LOC (9) Cl.** **09-01**

(52) **U.S. Cl.**
USPC **D9/542; D9/574**

(58) **Field of Classification Search**
USPC D9/516, 529–530, 541–543, 558,
D9/574–575; 215/379, 381–382, 384;
220/660, 662, 669

See application file for complete search history.

(56) **References Cited**

U.S. PATENT DOCUMENTS

D38,385 S	12/1906	Kohn	
D48,140 S *	11/1915	Wolfson	D9/542
D195,368 S *	6/1963	Koenigsberg	D9/542
5,542,585 A *	8/1996	Peters et al.	222/531
D382,811 S *	8/1997	Kotyuk et al.	D9/542
D456,717 S	5/2002	Roher	
D457,069 S *	5/2002	Palaia	D9/542
D459,659 S *	7/2002	Chung	D9/529
D476,577 S	7/2003	McMahon et al.	
D482,624 S	11/2003	Hadkte et al.	
D486,741 S *	2/2004	Houghton	D9/574 X
D486,742 S *	2/2004	Houghton	D9/574 X
D492,202 S *	6/2004	Crawford	D9/542
D495,604 S *	9/2004	Lund et al.	D9/542

D497,108 S *	10/2004	Lund et al.	D9/542
D506,140 S	6/2005	Maus	
D522,372 S	6/2006	Wang et al.	
D541,661 S *	5/2007	Wang et al.	D9/542
D543,115 S *	5/2007	Flurer et al.	D9/529
D545,195 S	6/2007	Costello et al.	
D546,189 S	7/2007	Costello et al.	
D550,092 S *	9/2007	Wang et al.	D9/542
D565,955 S *	4/2008	Bernard et al.	D9/529 X
D576,494 S *	9/2008	Bakic	D9/529
D578,398 S *	10/2008	Kuzma et al.	D9/539
D585,752 S	2/2009	Shami	
D590,264 S *	4/2009	Schwartz et al.	D9/529

(Continued)

FOREIGN PATENT DOCUMENTS

MX	3234	10/1988
MX	3340	12/1988

(Continued)

Primary Examiner — Carol P Rademaker

(74) *Attorney, Agent, or Firm* — Judy W. Chung

(57) **CLAIM**

The ornamental design for a container, as shown and described.

DESCRIPTION

FIG. 1 is a top, front, right side perspective view of a container according to the new design;

FIG. 2 is a front elevational view thereof;

FIG. 3 is a rear elevational view thereof;

FIG. 4 is a left side elevational view thereof;

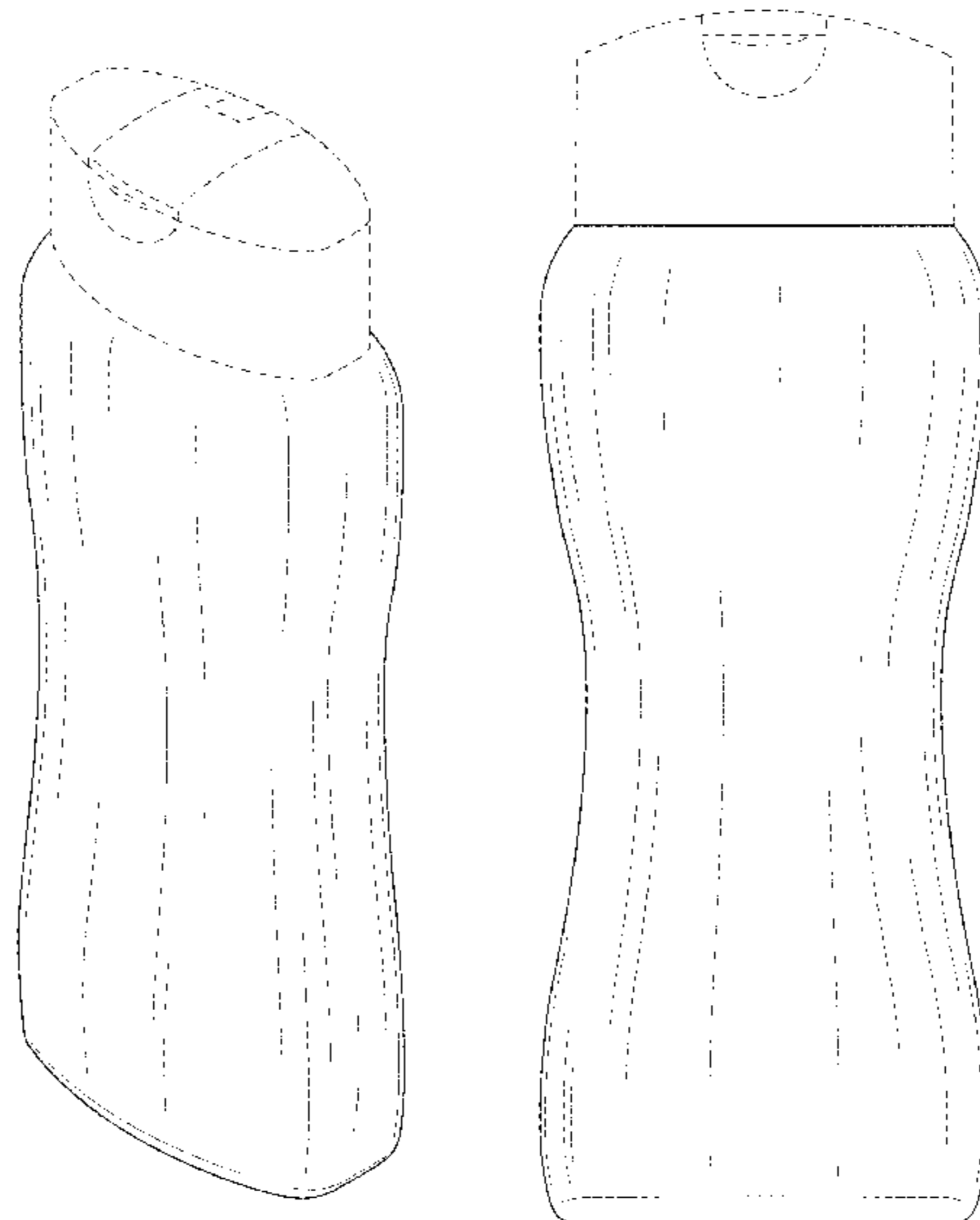
FIG. 5 is a right side elevational view thereof;

FIG. 6 is a top plan view thereof; and,

FIG. 7 is a bottom plan view thereof.

The broken lines shown in the drawings are included for the purpose of illustrating environmental structure and form no part of the claimed design.

1 Claim, 4 Drawing Sheets



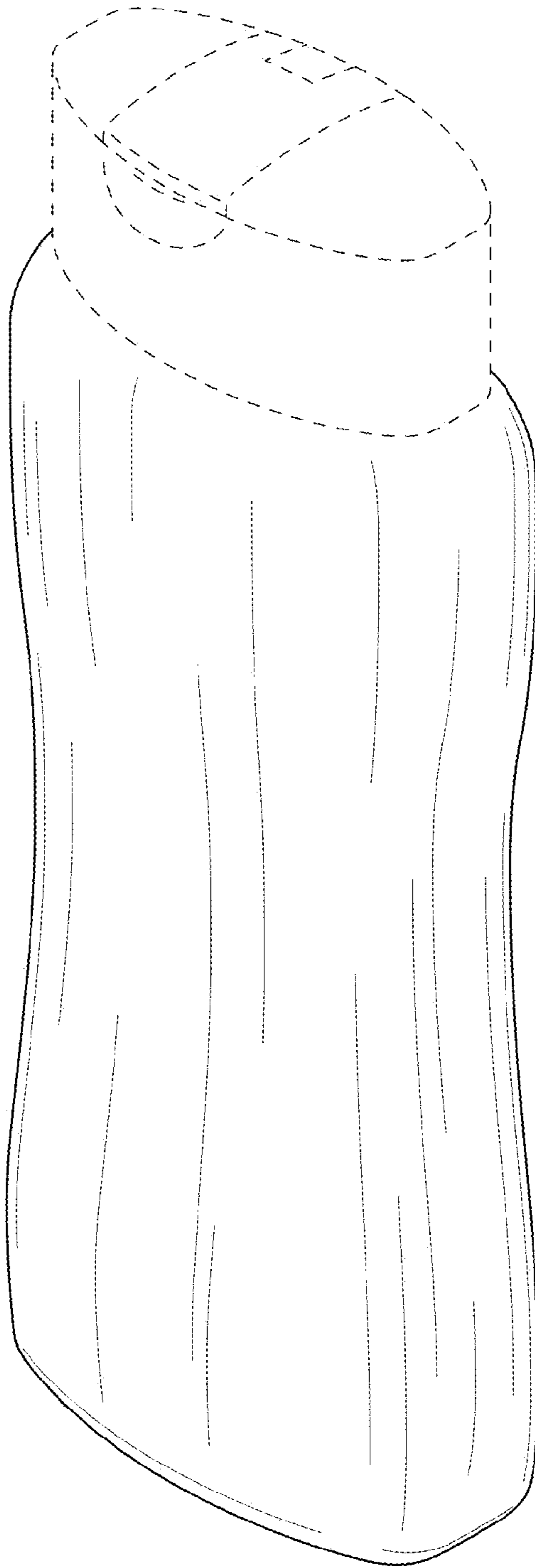


FIG. 1

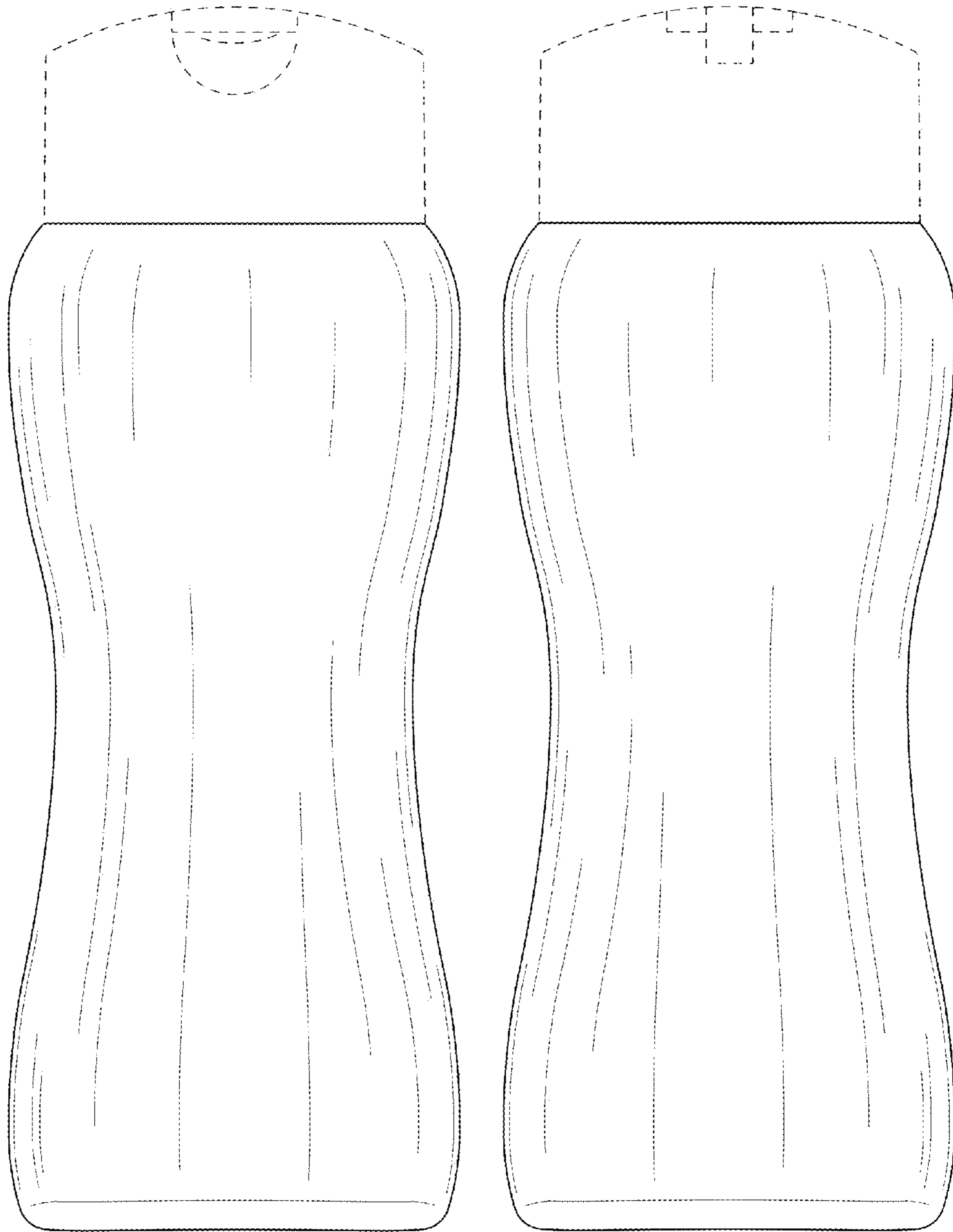


FIG. 2

FIG. 3




FIG. 4




FIG. 5

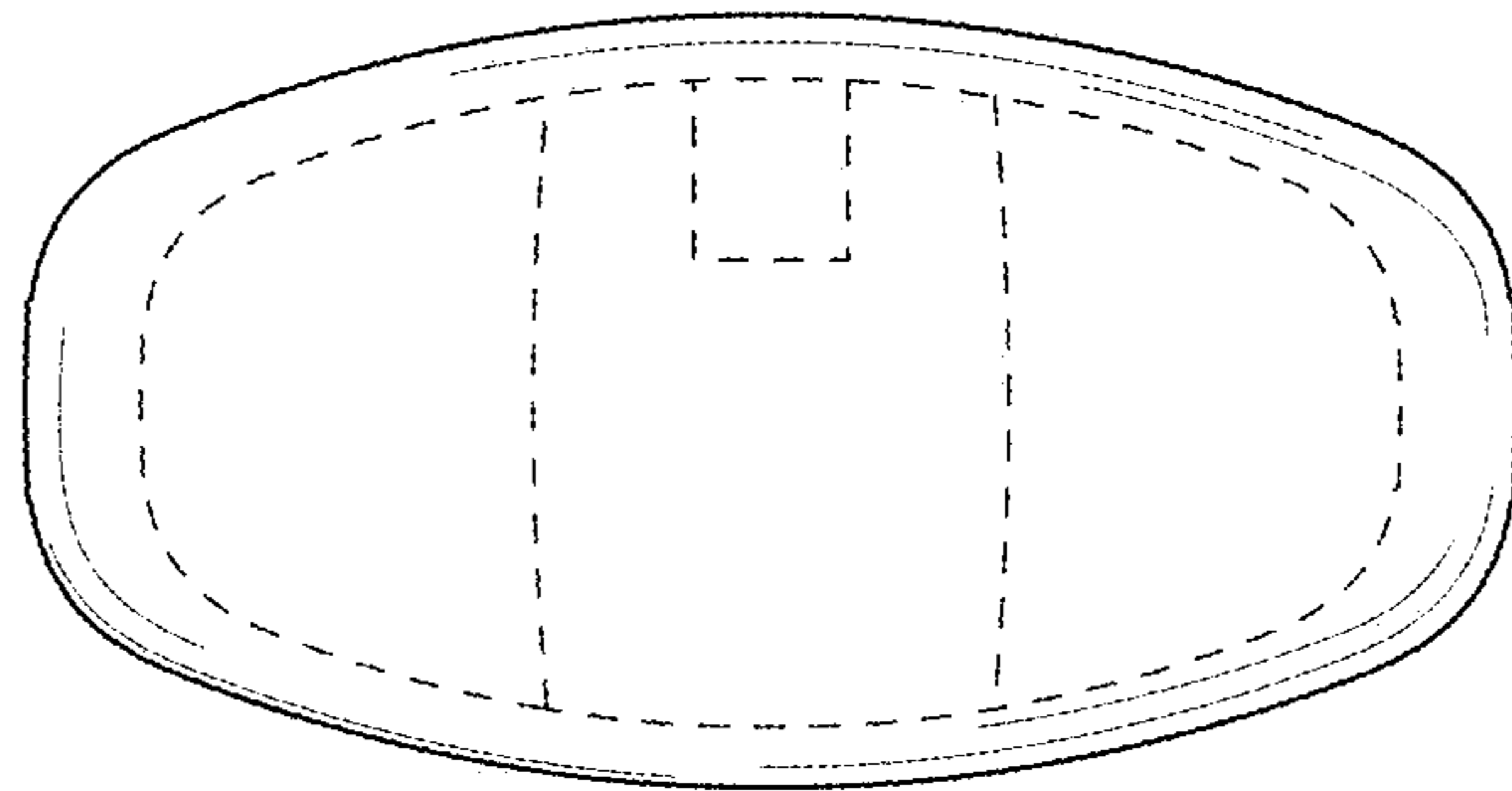


FIG. 6

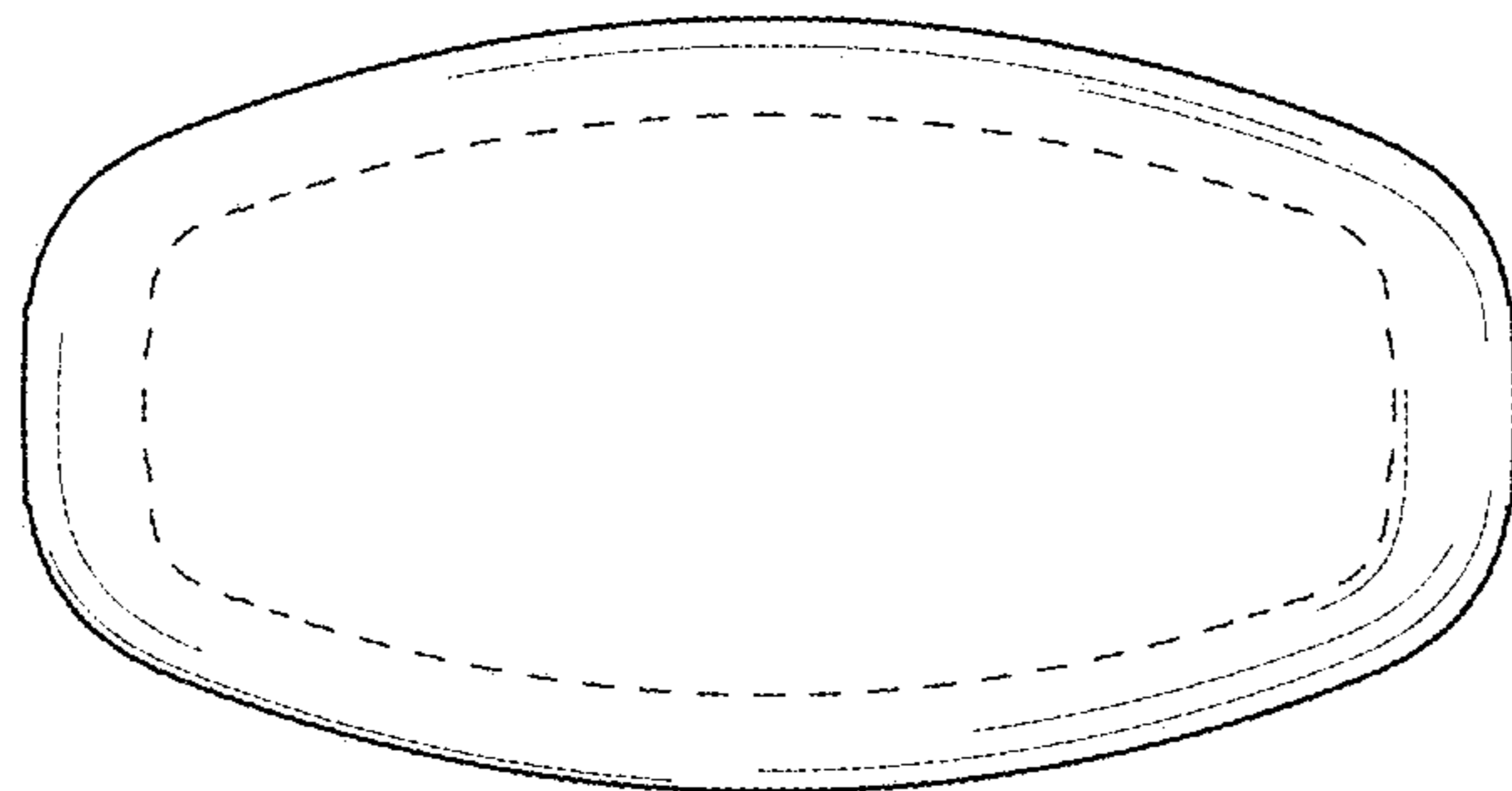


FIG. 7