



US00D688933S

(12) **United States Design Patent**
Cheng

(10) **Patent No.:** **US D688,933 S**
(45) **Date of Patent:** **** Sep. 3, 2013**

(54) **KNIFE**
(71) Applicant: **Yang-Fu Cheng**, Taipei (TW)
(72) Inventor: **Yang-Fu Cheng**, Taipei (TW)
(73) Assignee: **Taylor Brands, LLC**, Kingsport, TN (US)
(**) Term: **14 Years**

D562,932 S 2/2008 Taylor
D578,857 S 10/2008 Yang-Fu
D599,640 S * 9/2009 Yang-Fu D8/99
D599,641 S 9/2009 Yang-Fu
D600,090 S 9/2009 Yang-Fu
D600,992 S * 9/2009 MacNair et al. D8/99
D613,145 S 4/2010 Yang-Fu
D632,154 S 2/2011 Yang-Fu
D632,539 S 2/2011 Taylor et al.
D632,755 S 2/2011 Weiguo
D660,676 S * 5/2012 Yang-Fu D8/99
D670,149 S * 11/2012 Yang-Fu D8/99

(21) Appl. No.: **29/441,535**
(22) Filed: **Jan. 7, 2013**
(51) **LOC (9) Cl.** **08-03**
(52) **U.S. Cl.**
USPC **D8/99**
(58) **Field of Classification Search**
USPC . D8/20, 95-99, 107; D22/118; 30/154-162,
30/329-331
See application file for complete search history.

* cited by examiner
Primary Examiner — Philip S Hyder
Assistant Examiner — Roselynn Cody
(74) *Attorney, Agent, or Firm* — Luedeka Neely Group, PC

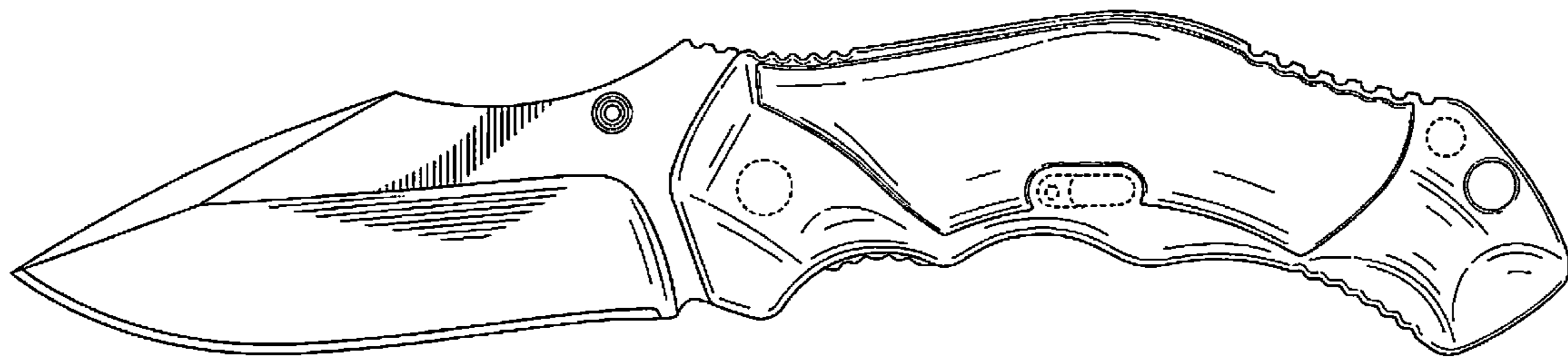
(57) **CLAIM**
The ornamental design for a knife, as shown and described.

DESCRIPTION

FIG. 1 is a perspective view of a knife of my new design; FIG. 2 is a left side elevation view of the knife of FIG. 1; FIG. 3 is a right side elevation view of the knife of FIG. 1; FIG. 4 is a top plan view of the knife of FIG. 1; FIG. 5 is a bottom plan view of the knife of FIG. 1; FIG. 6 is a front end view of the knife of FIG. 1; and, FIG. 7 is a rear end view of the knife of FIG. 1. The broken lines in the drawings are included for the purpose of illustrating unclaimed features and form no part of the claimed design.

(56) **References Cited**
U.S. PATENT DOCUMENTS
D410,831 S * 6/1999 Dossett D8/97
D482,257 S 11/2003 Taylor et al.
D482,258 S 11/2003 Taylor et al.
D505,057 S 5/2005 Ralph
D512,624 S 12/2005 Taylor et al.
D539,631 S 4/2007 Taylor
D554,964 S 11/2007 Taylor
D561,295 S 2/2008 Taylor
D561,554 S 2/2008 Taylor
D562,102 S 2/2008 Pearman

1 Claim, 4 Drawing Sheets



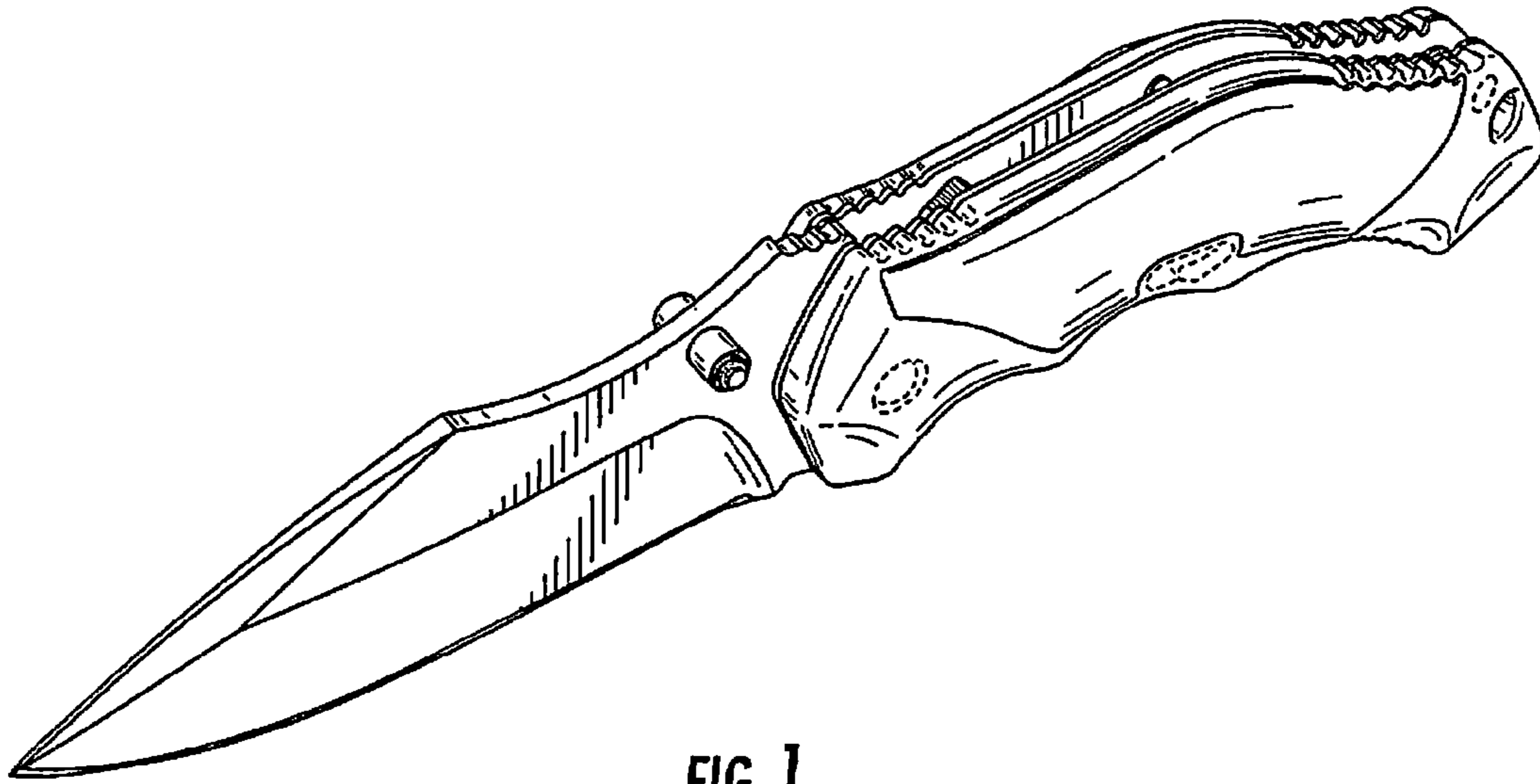


FIG. 1

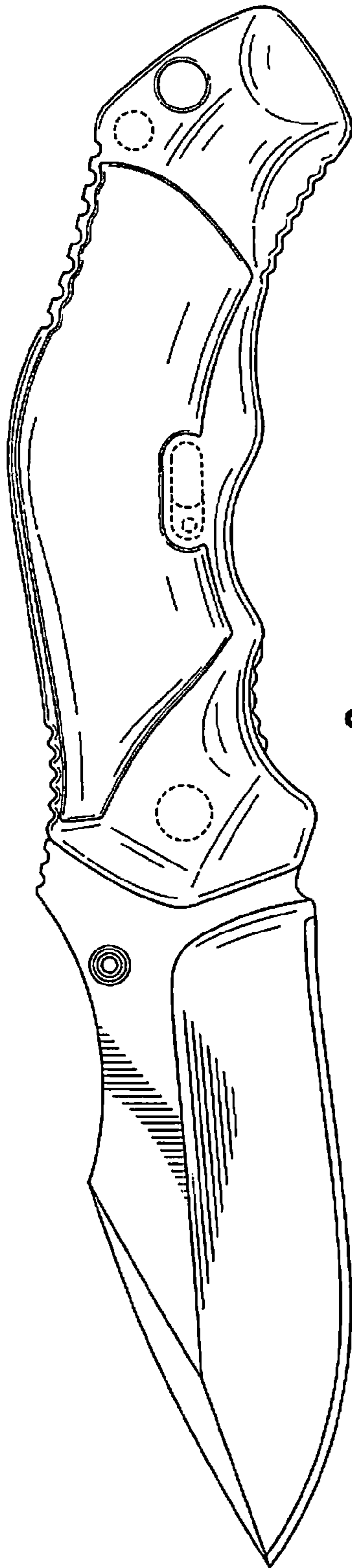


FIG. 2

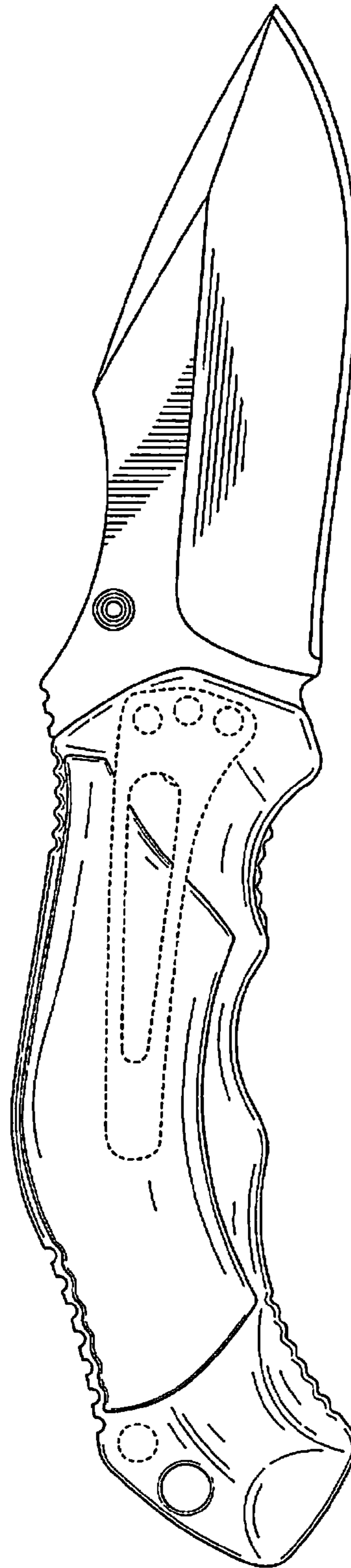


FIG. 3

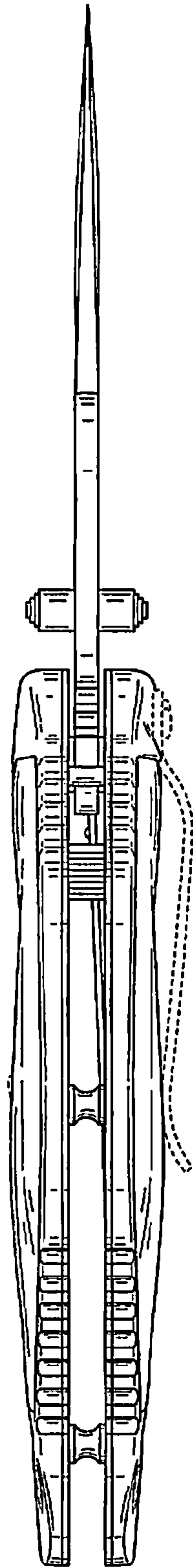


FIG. 4

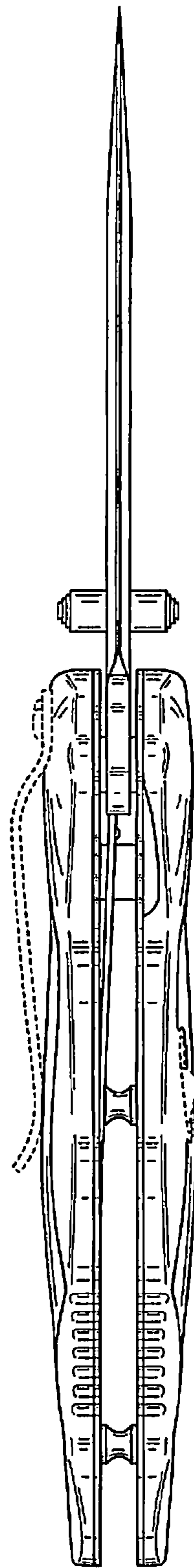


FIG. 5

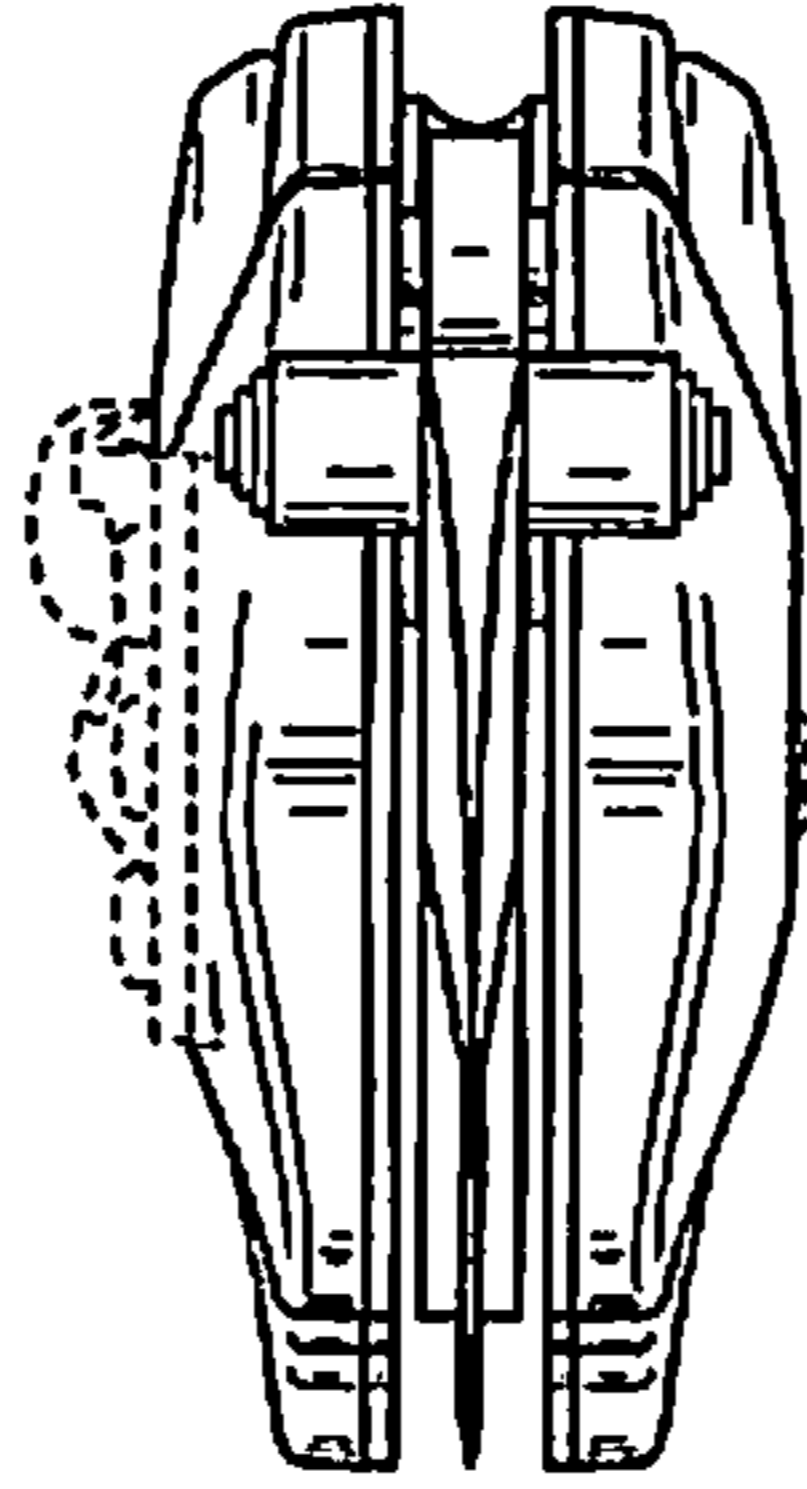


FIG. 6

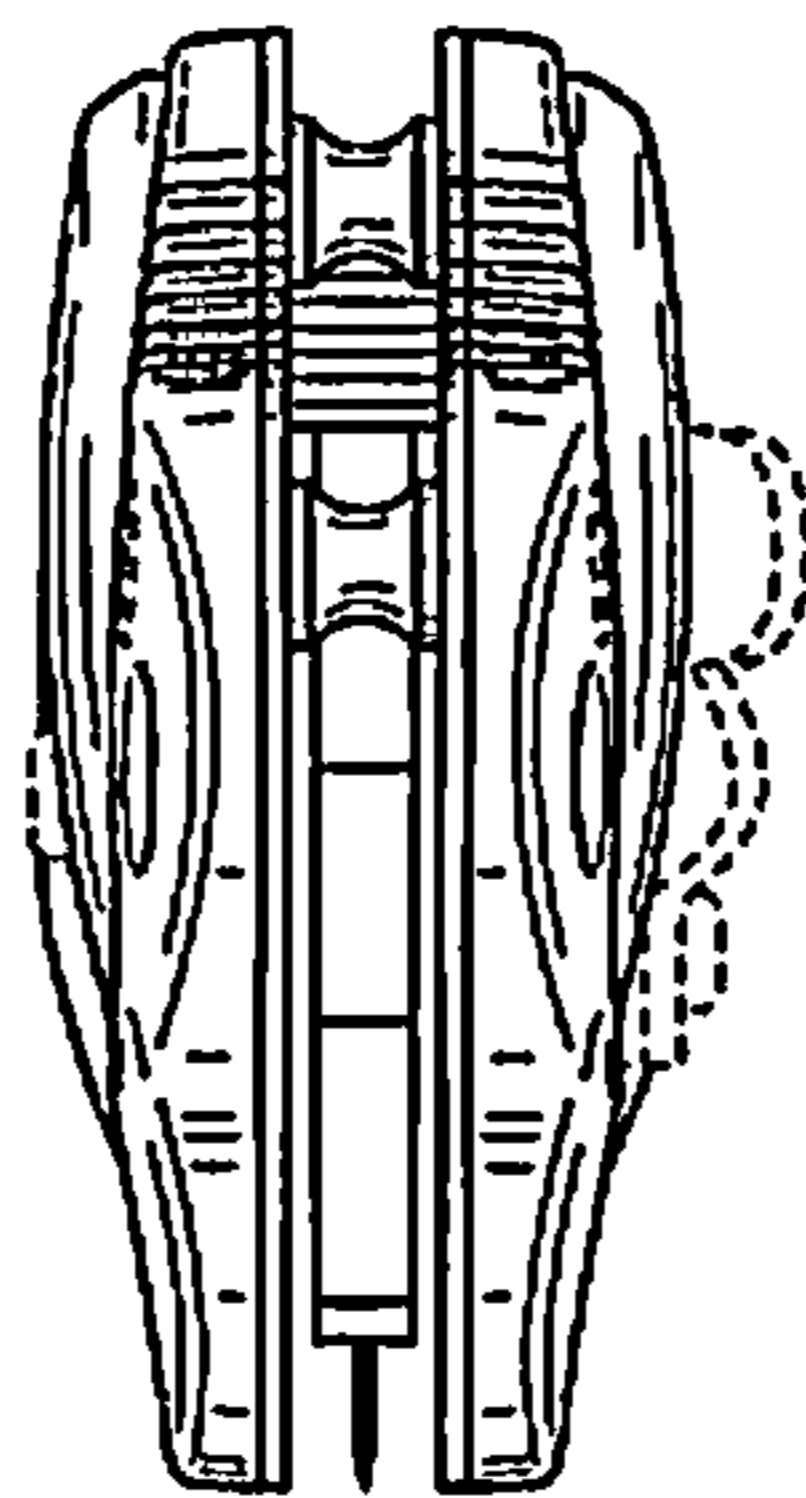


FIG. 7