



US00D688919S

(12) **United States Design Patent**
Tiemann

(10) **Patent No.:** **US D688,919 S**

(45) **Date of Patent:** **** Sep. 3, 2013**

(54) **TRIFURCATED CAROUSEL FOR HOLDING BEVERAGE CARTRIDGES**

(75) **Inventor:** **Frank R. Tiemann**, Madison Lake, MN (US)

(73) **Assignee:** **Nifty Home Products, Inc.**, Madison Lake, MN (US)

(**) **Term:** **14 Years**

(21) **Appl. No.:** **29/419,727**

(22) **Filed:** **May 1, 2012**

(51) **LOC (9) Cl.** **07-06**

(52) **U.S. Cl.**
USPC **D7/600.4; D7/704**

(58) **Field of Classification Search**
USPC D7/600.1-600.4, 701-708; D6/454-469, D6/449, 450; 211/71.01, 70.6, 70.7, 74, 211/77, 78, 133.2, 85.31, 181.1, 119.12, 211/128.1, 85.26, 85.4
See application file for complete search history.

D621,640 S	8/2010	Tiemann	
D626,382 S	11/2010	Tiemann	
D629,655 S	12/2010	Tiemann	
D634,978 S	3/2011	Tiemann	
D636,643 S	4/2011	Tiemann	
D640,884 S	* 7/2011	Tiemann D6/458
D643,684 S	* 8/2011	Tiemann D7/600.2
D648,600 S	* 11/2011	Tiemann D7/600.2
D650,240 S	* 12/2011	Hertaus D7/600.2
D662,782 S	7/2012	Tiemann	
D664,401 S	7/2012	Tiemann	
2007/0045206 A1	3/2007	Tiemann	

FOREIGN PATENT DOCUMENTS

CA 138042 7/2011

* cited by examiner

Primary Examiner — Terry Wallace

(74) *Attorney, Agent, or Firm* — Thomas J. Nikolai; Nikolai & Mersereau, P.A.

(57) **CLAIM**

The ornamental design for the “trifurcated carousel for holding beverage cartridges,” as shown and described.

DESCRIPTION

FIG. 1 is a perspective view of the trifurcated carousel for holding beverage cartridges;
FIG. 2 is a front view thereof;
FIG. 3 is a side view thereof;
FIG. 4 is a rear view thereof;
FIG. 5 is a second side view thereof;
FIG. 6 is a top view thereof; and,
FIG. 7 is a bottom view thereof.

1 Claim, 6 Drawing Sheets

(56) **References Cited**

U.S. PATENT DOCUMENTS

1,581,749 A	*	4/1926	Mahony	211/77
D153,090 S	*	3/1949	Sexton	D7/704
D399,394 S	*	10/1998	Rapaz	D7/590
D536,936 S		2/2007	Tiemann		
D544,308 S		6/2007	Tiemann		
D586,185 S		2/2009	Tiemann		
D609,057 S		2/2010	Hertaus		
D609,533 S		2/2010	Tiemann		
D617,124 S		6/2010	Snider		
D620,280 S		7/2010	Snider		

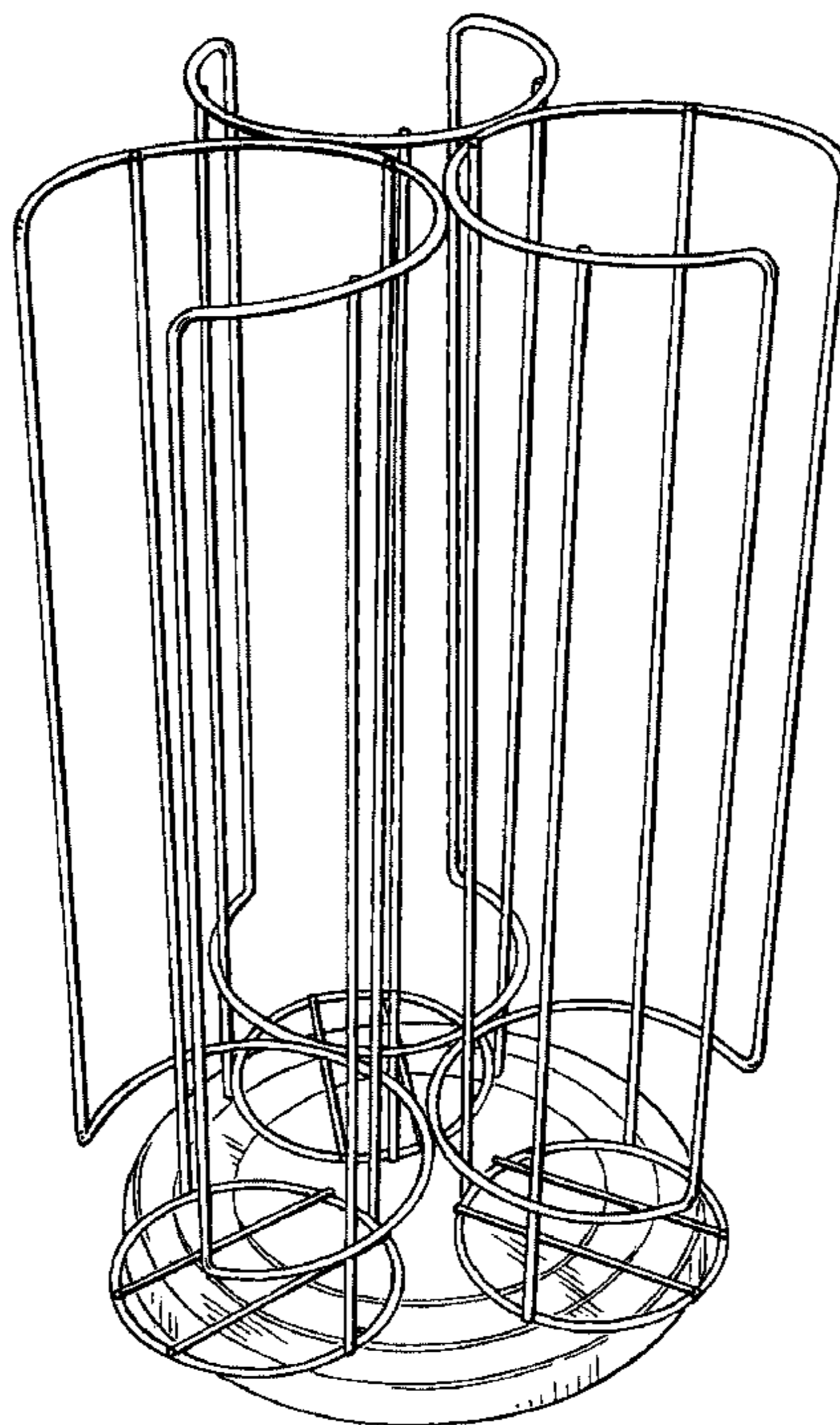


FIG. 1

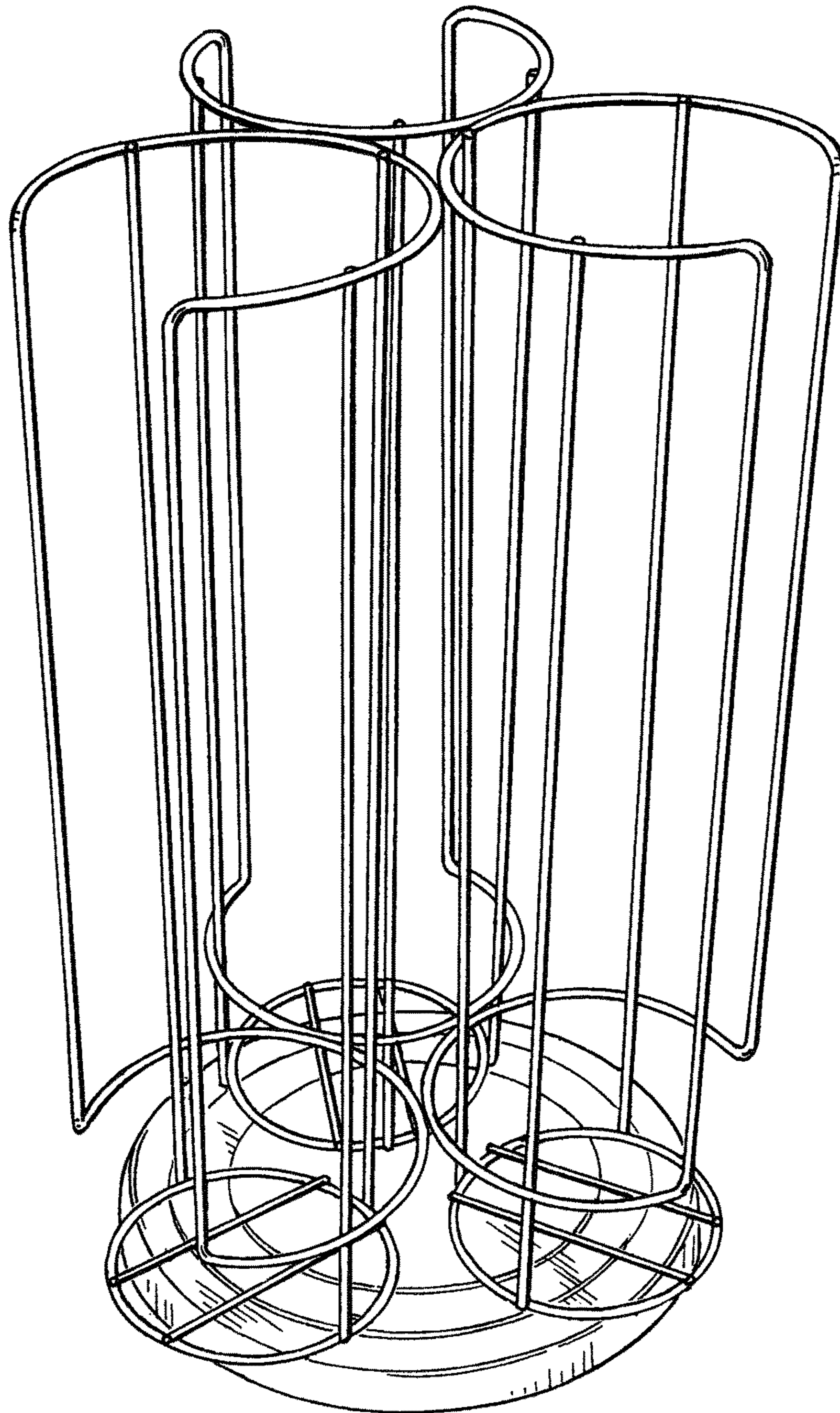


FIG. 2




FIG. 3

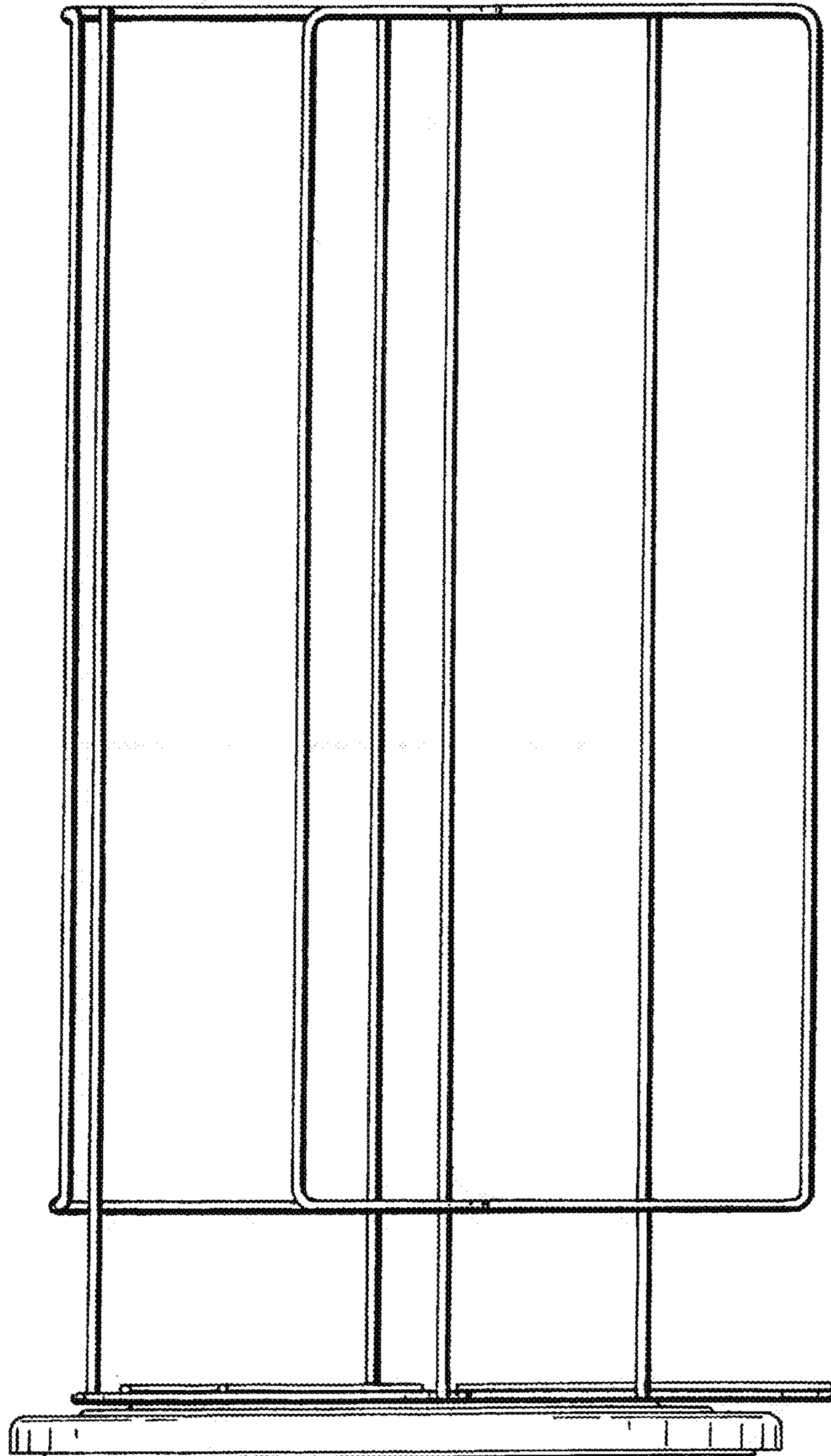


FIG. 4




FIG. 5




FIG. 6

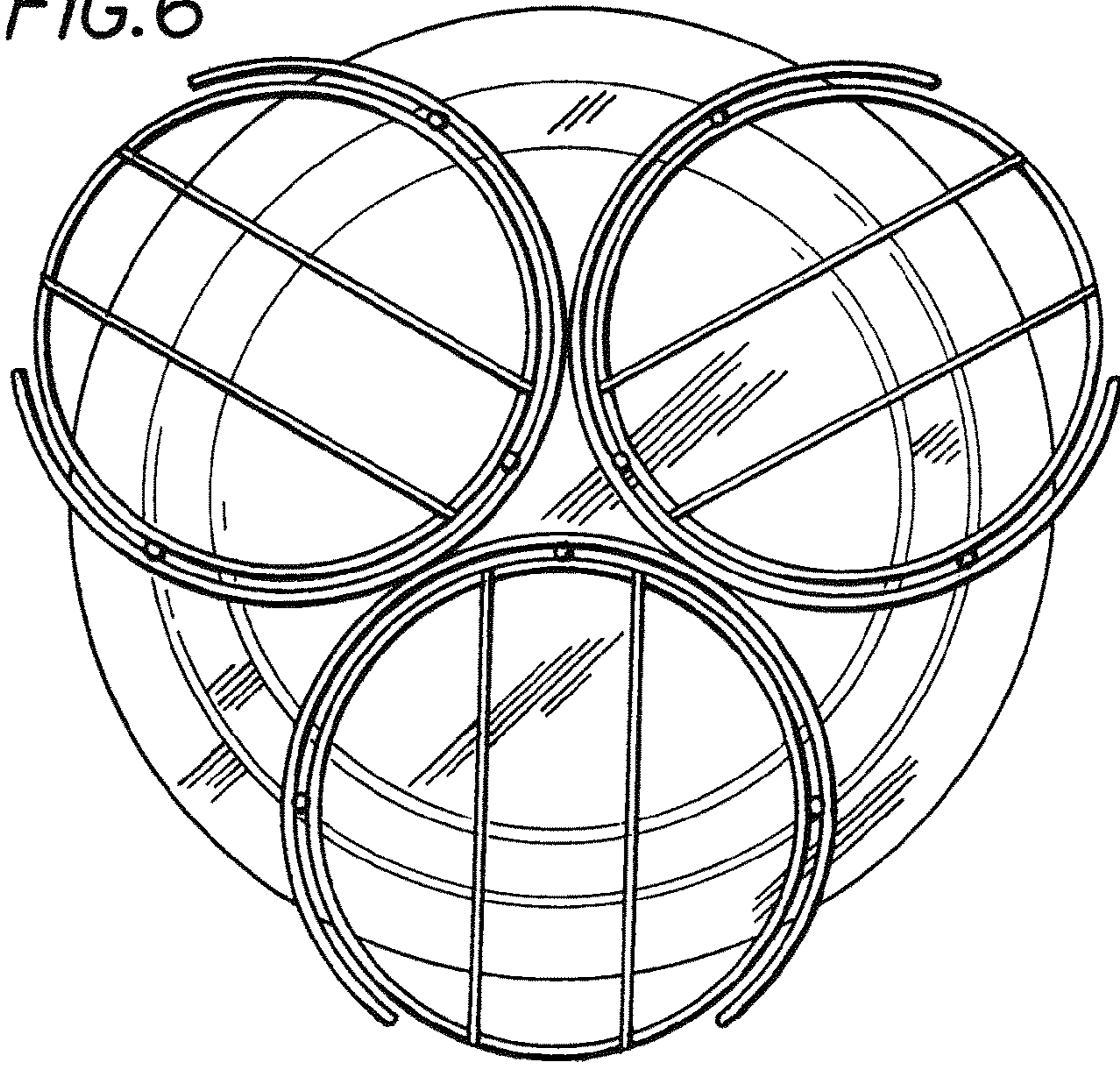


FIG. 7

