



US00D688915S

(12) **United States Design Patent**  
**Green**

(10) **Patent No.:** **US D688,915 S**

(45) **Date of Patent:** **\*\* Sep. 3, 2013**

(54) **SHOULDER-MOUNTED BEVERAGE HOLDER**

5,850,956 A \* 12/1998 Hayward, Jr. .... 224/270  
D608,151 S \* 1/2010 Lentz ..... D7/552.1  
D650,987 S \* 12/2011 Rothbauer ..... D3/215

(71) Applicant: **Frank P. Green**, Tulare, CA (US)

\* cited by examiner

(72) Inventor: **Frank P. Green**, Tulare, CA (US)

*Primary Examiner* — Catheri Oliver-Garcia

(\*\*) Term: **14 Years**

(74) *Attorney, Agent, or Firm* — Andrew D. Fortney

(21) Appl. No.: **29/437,961**

(57) **CLAIM**

The ornamental design for a shoulder-mounted beverage holder, as shown and described.

(22) Filed: **Nov. 21, 2012**

(51) **LOC (9) Cl.** ..... **07-01**

**DESCRIPTION**

(52) **U.S. Cl.**

USPC ..... **D7/552.1**; D3/215

(58) **Field of Classification Search**

USPC ..... D3/215, 229; D7/550.1, 551.1, 552.1;  
224/265, 270, 6, 602, 605, 610, 623; 206/199;  
211/74

See application file for complete search history.

This application claims the benefit of U.S. patent application Ser. No. 11/318,036, filed Dec. 23, 2005, pending.

FIG. 1 is a perspective view of a shoulder-mounted beverage holder.

FIG. 2 is a side view of the shoulder-mounted beverage holder of FIG. 1, showing the adjustable fasteners in slots at the bottom of the harness.

FIG. 3 is a top view of the tray layout of the shoulder-mounted beverage holder of FIG. 1; and,

FIG. 4 is a cross-sectional view of the shoulder-mounted beverage holder of FIG. 1 along the line 4-4'.

(56) **References Cited**

**U.S. PATENT DOCUMENTS**

1,569,157 A \* 1/1926 Thompson ..... 224/610  
D346,310 S \* 4/1994 Schlesier et al. .... D7/552.1  
D369,521 S \* 5/1996 Wittenborn et al. .... D7/552.1

**1 Claim, 4 Drawing Sheets**

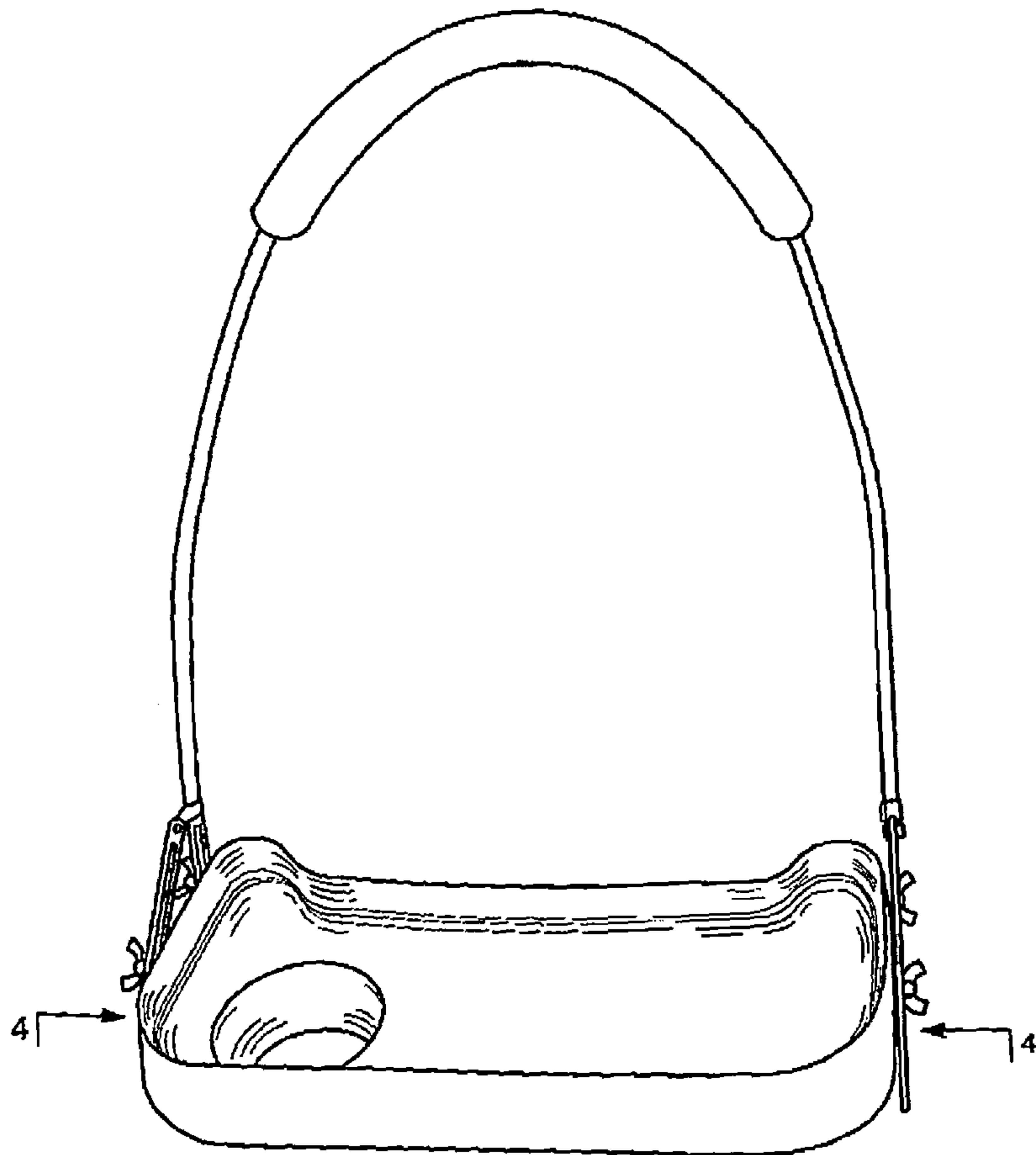


FIG. 1

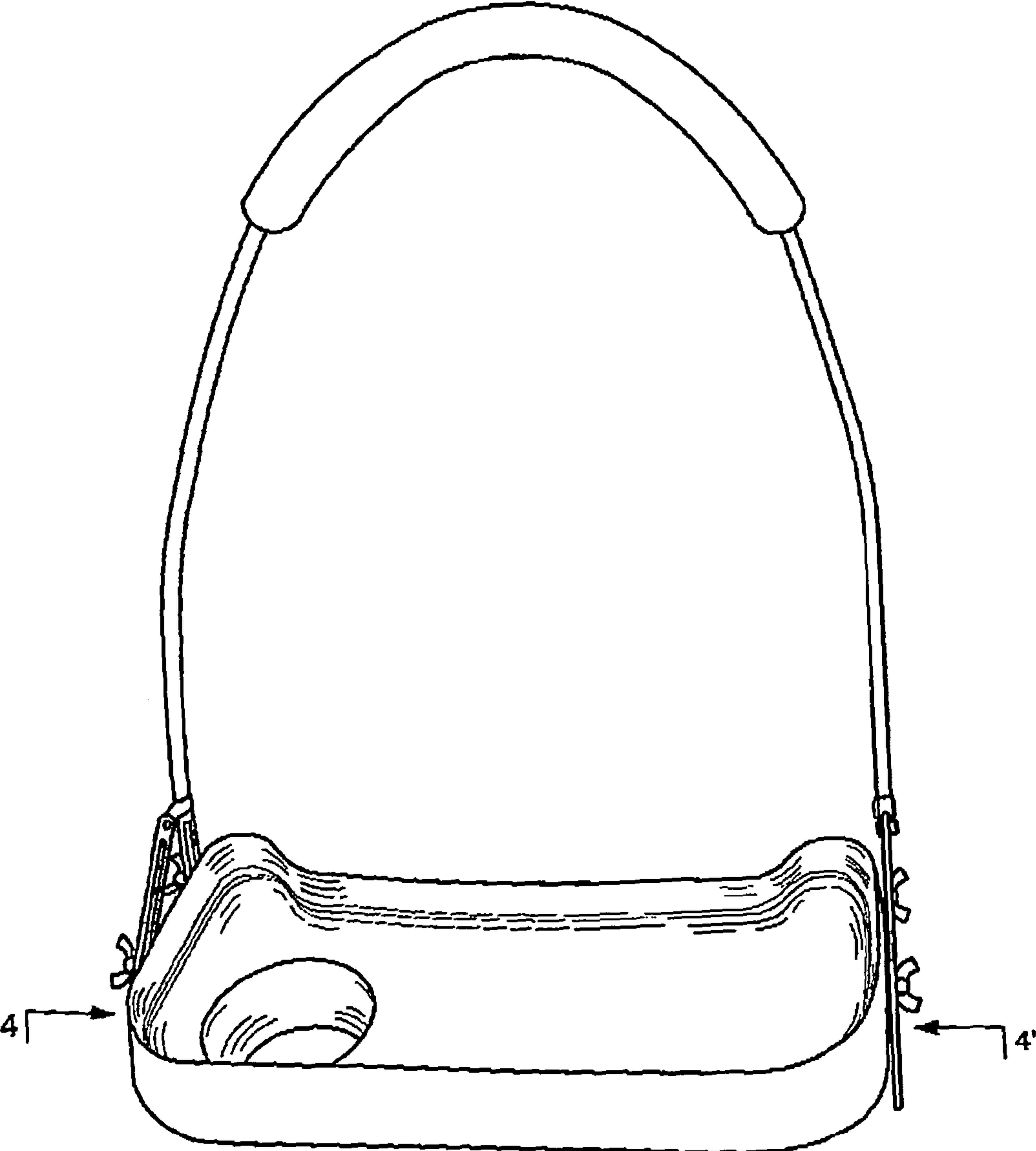


FIG. 2

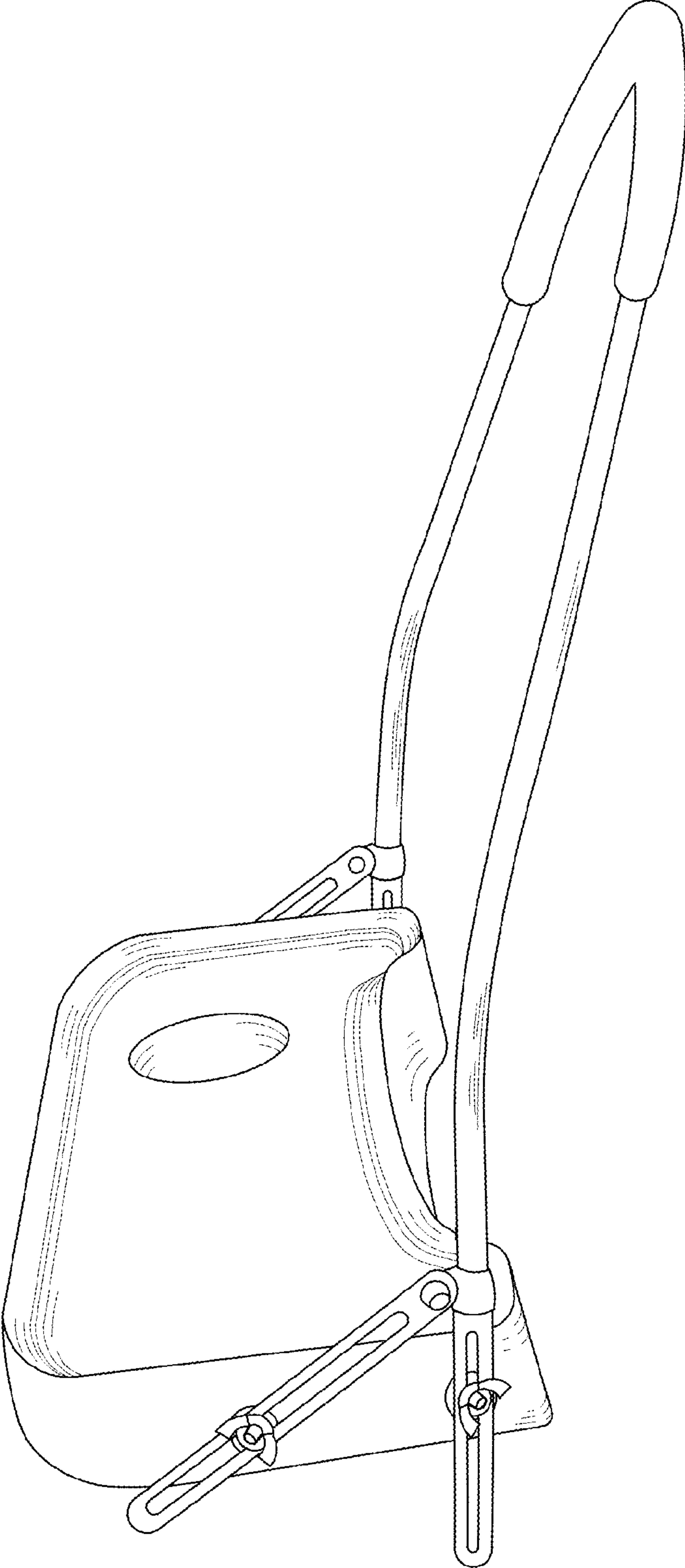


FIG. 3

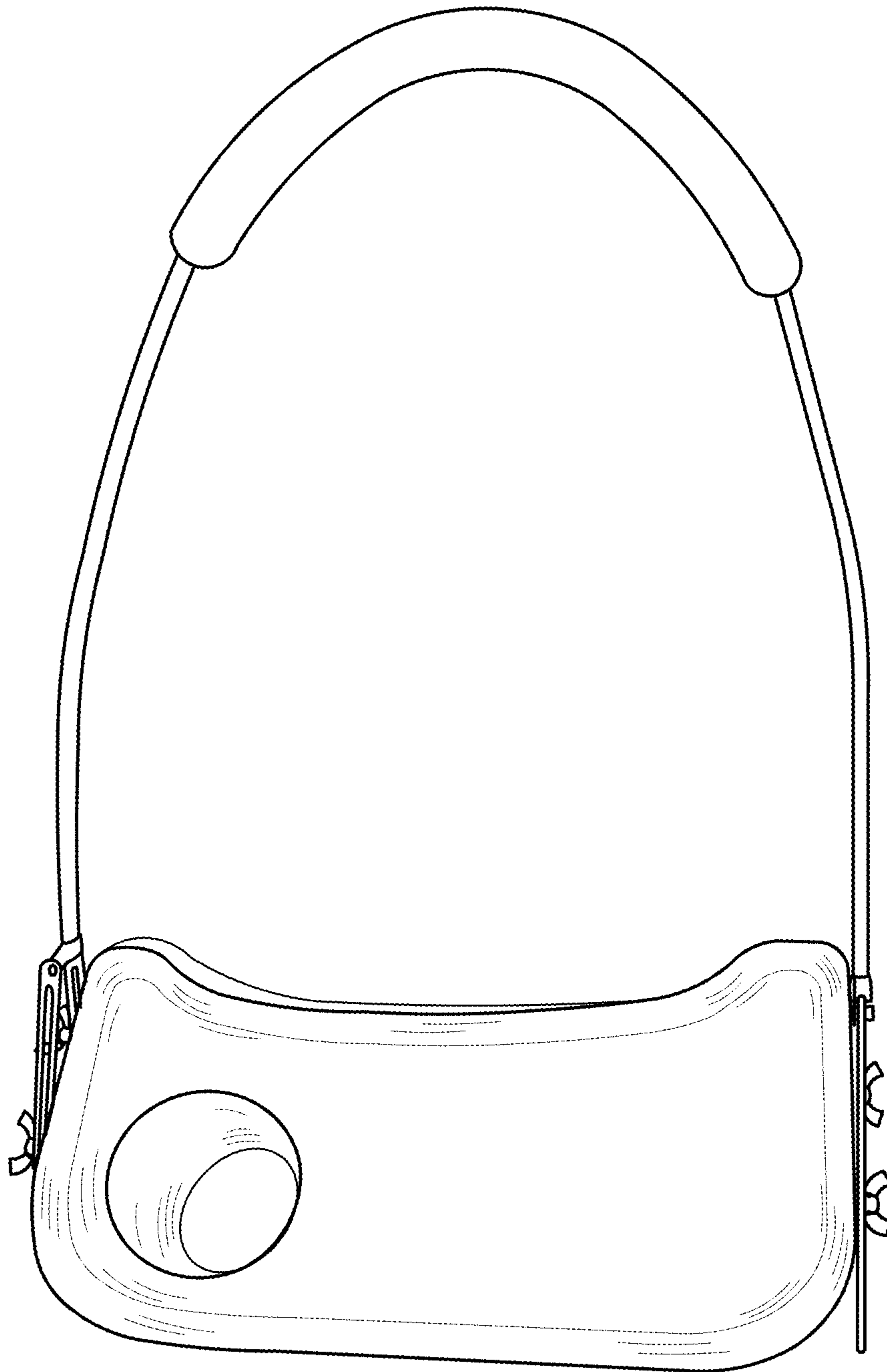


FIG. 4

