



US00D688883S

(12) **United States Design Patent**
Gilboe et al.

(10) **Patent No.:** **US D688,883 S**
(45) **Date of Patent:** **** Sep. 3, 2013**

- (54) **MIRROR**
- (71) Applicant: **3M Innovative Properties Company**,
St. Paul, MN (US)
- (72) Inventors: **Kevin J. Gilboe**, Woodbury, MN (US);
Jeremy A. Abel, Oswego, IL (US);
Justin B. Peart, Clarendon Hills, IL
(US); **Matthew J. Nettenstrom**,
Streamwood, IL (US)
- (73) Assignee: **3M Innovative Properties Company**,
St. Paul, MN (US)
- (**) Term: **14 Years**
- (21) Appl. No.: **29/444,434**
- (22) Filed: **Jan. 30, 2013**

D41,429 S *	6/1911	Goden	D6/309
D45,260 S *	2/1914	Hutton	D6/309
1,126,468 A *	1/1915	Hochendoner	40/757
D51,916 S *	4/1918	Brown	D6/309
1,784,970 A *	12/1930	Melton	40/725
D258,694 S *	3/1981	deHaseth	D6/309
D258,842 S *	4/1981	deHaseth	D6/309
D259,084 S *	5/1981	Stahel, II	D6/309
D266,471 S *	10/1982	Symington	D6/309
5,103,581 A *	4/1992	Novak	40/547
D333,533 S *	2/1993	Lee	D28/64.1
D346,699 S *	5/1994	Greger	D6/312
5,414,948 A *	5/1995	Kudo	40/651
D375,568 S *	11/1996	Matthies	D26/28
D394,159 S *	5/1998	Leung	D6/309
D409,003 S *	5/1999	Scavini	D6/312
D415,618 S *	10/1999	Delafield	D6/301
D454,256 S *	3/2002	Johnson	D6/309
D458,458 S *	6/2002	Vaaler	D6/300
D459,094 S *	6/2002	Stone et al.	D6/309
D463,673 S *	10/2002	O'Hare et al.	D6/300
D463,675 S *	10/2002	Risdon	D6/309

(Continued)

Related U.S. Application Data

- (62) Division of application No. 29/416,830, filed on Mar. 27, 2012, now Pat. No. Des. 679,102.
- (51) **LOC (9) Cl.** **06-07**
- (52) **U.S. Cl.**
USPC **D6/309**
- (58) **Field of Classification Search**
USPC D6/300-314, 444; 40/700, 711,
40/714, 716, 720, 735, 745, 765, 766, 780,
40/790, 727, 757, 651, 547, 798; D11/132,
D11/81; D19/28; 248/346.01; D20/42,
D20/43; D21/483; D26/138, 118, 120, 67
See application file for complete search history.

(56) **References Cited**

U.S. PATENT DOCUMENTS

110,833 A *	1/1871	Curtis	40/798
779,366 A *	1/1905	Kelsea	40/757
D39,639 S *	10/1908	Eustis	D6/309

Primary Examiner — Philip S Hyder

Assistant Examiner — Sydney Buffalow

(74) *Attorney, Agent, or Firm* — Irina Hass

(57) **CLAIM**

The ornamental design for a mirror, as shown and described.

DESCRIPTION

FIG. 1 is a perspective view showing the new design for a mirror;

FIG. 2 is a front view thereof;

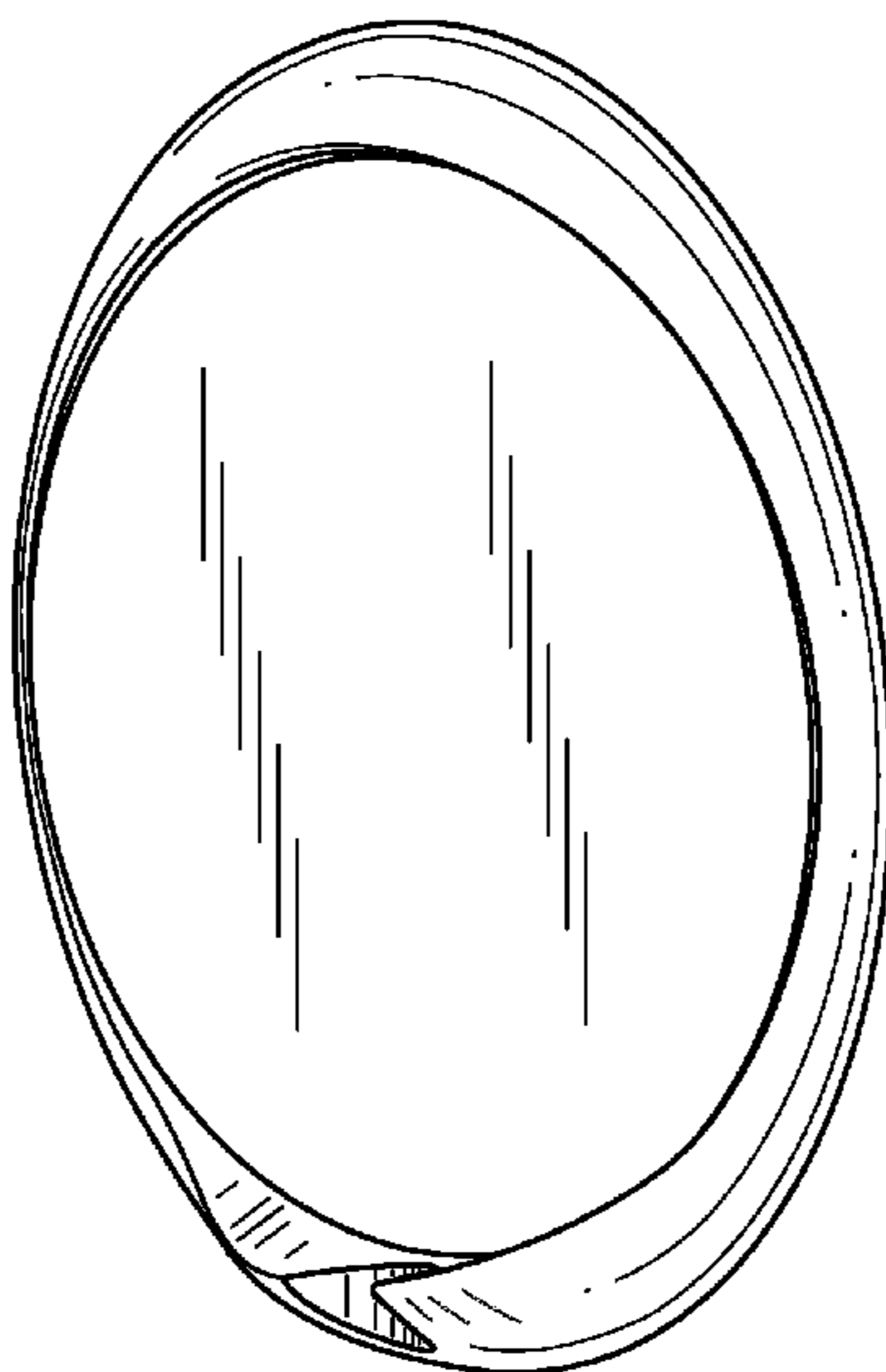
FIG. 3 is a top view thereof;

FIG. 4 is a bottom view thereof; and,

FIG. 5 is a right side view thereof, the left side view being a mirror image thereof.

The surface shading illustrated in the drawings is provided merely to highlight the contour of the design; it is not intended to be illustrative of texture or gloss.

1 Claim, 2 Drawing Sheets



(56)

References Cited

U.S. PATENT DOCUMENTS

D465,933 S * 11/2002 Henderson et al. D6/309
D505,555 S * 5/2005 Snell D6/309
D519,161 S * 4/2006 Miller D20/43
D534,359 S * 1/2007 Mayer D6/309
D550,462 S * 9/2007 Miranda D6/309
D556,269 S * 11/2007 Lee D21/483
D574,104 S * 7/2008 Sanoner D26/67
D577,208 S * 9/2008 Thompson D6/309

D580,184 S * 11/2008 Svendsen et al. D6/309
D604,955 S * 12/2009 Kuo D6/309
D639,496 S * 6/2011 Wada et al. D26/120
D654,214 S * 2/2012 Huang D26/139
D657,425 S * 4/2012 Podd D20/42
D658,899 S * 5/2012 Zadro D6/309
D660,367 S * 5/2012 Podd D20/42
D667,989 S * 9/2012 May D26/139
D668,380 S * 10/2012 May D26/139

* cited by examiner

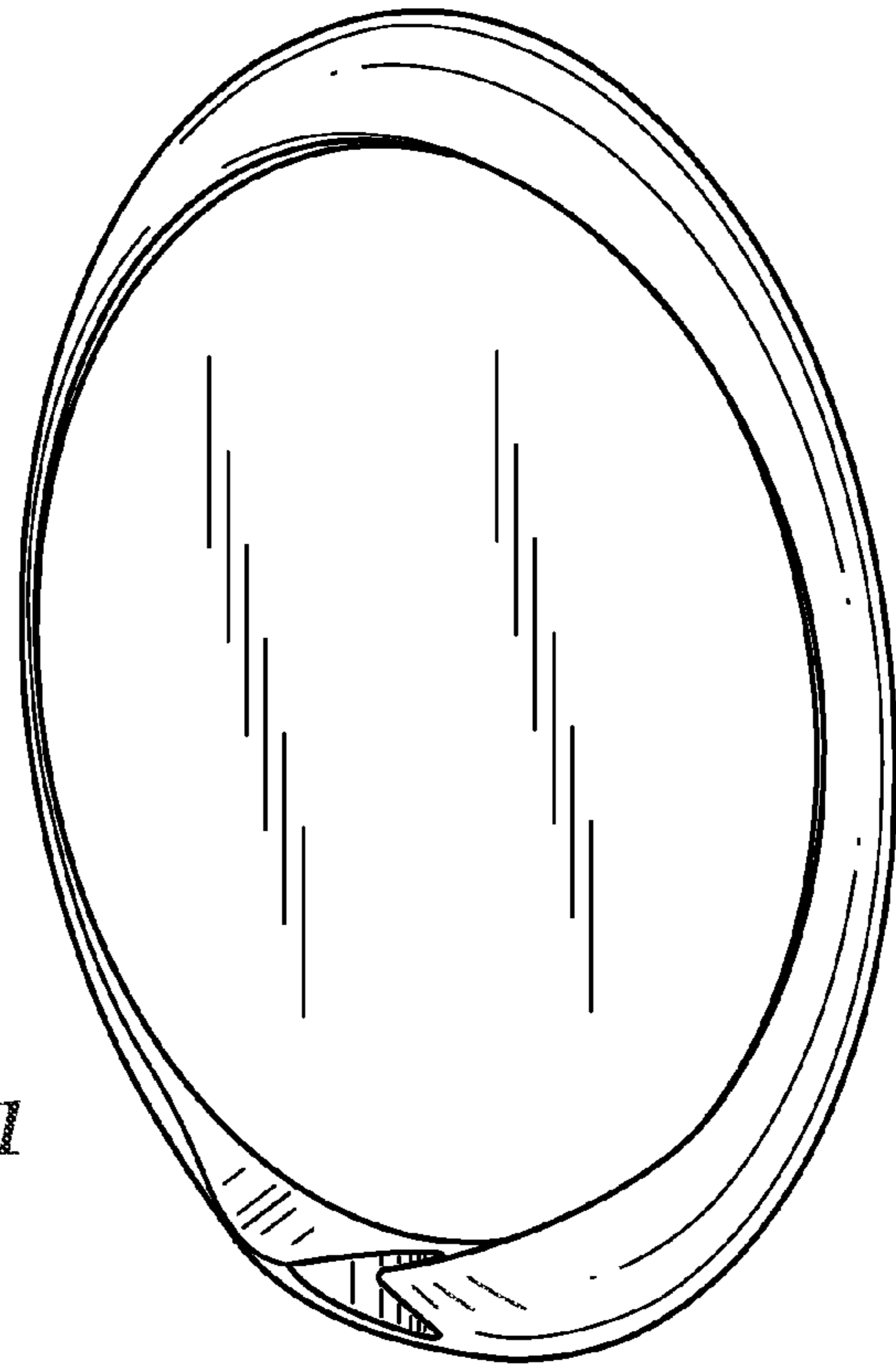


FIG. 1

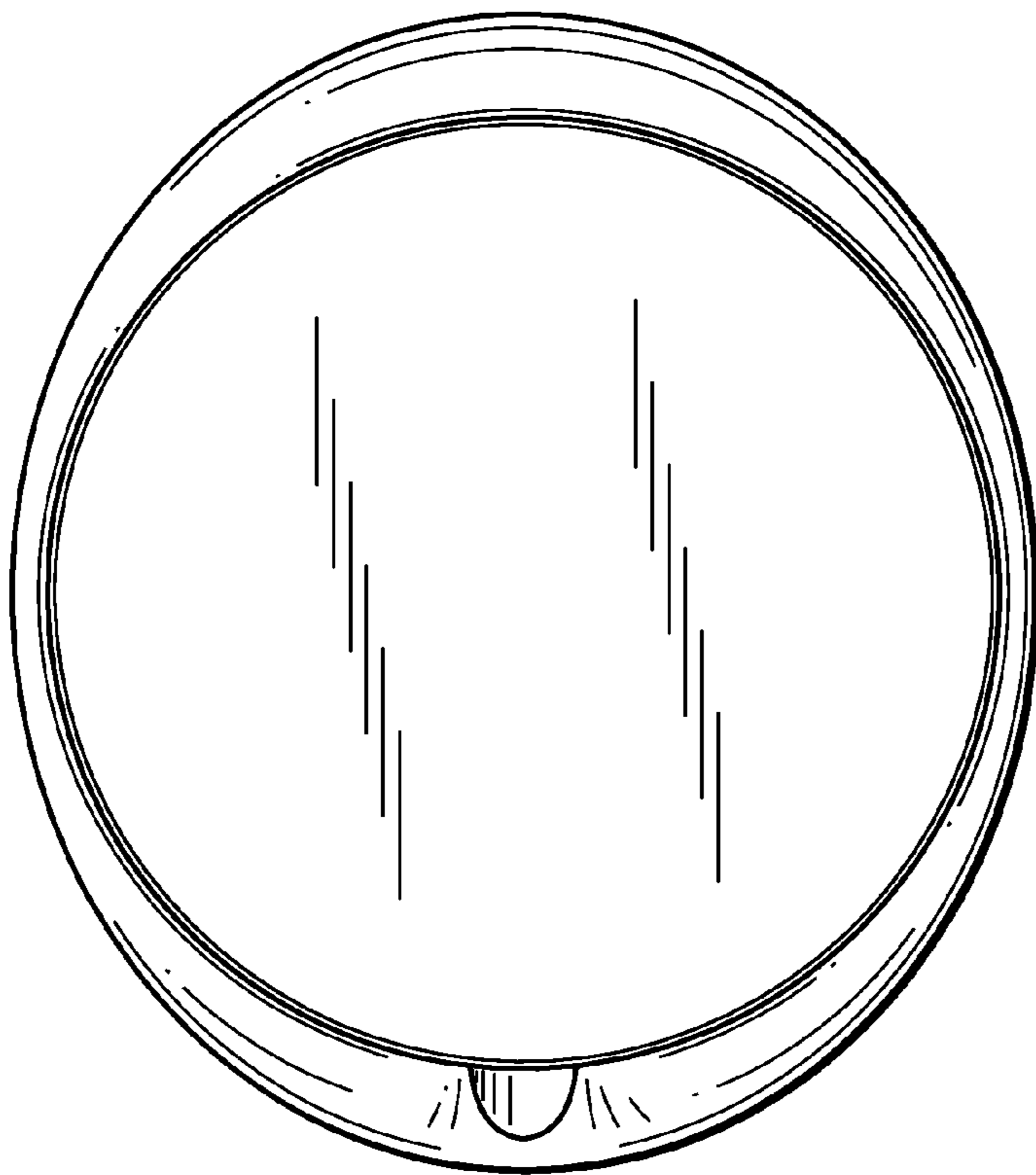


FIG. 2

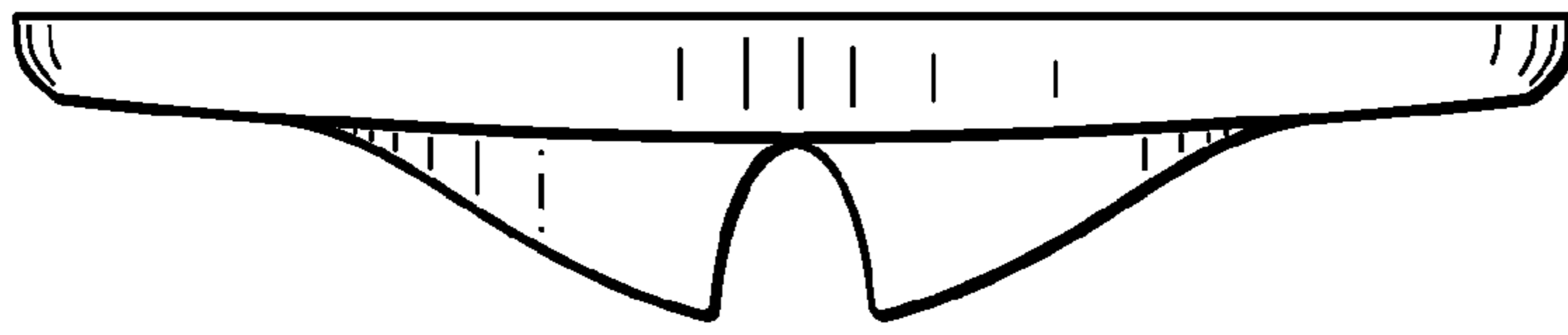


FIG. 3

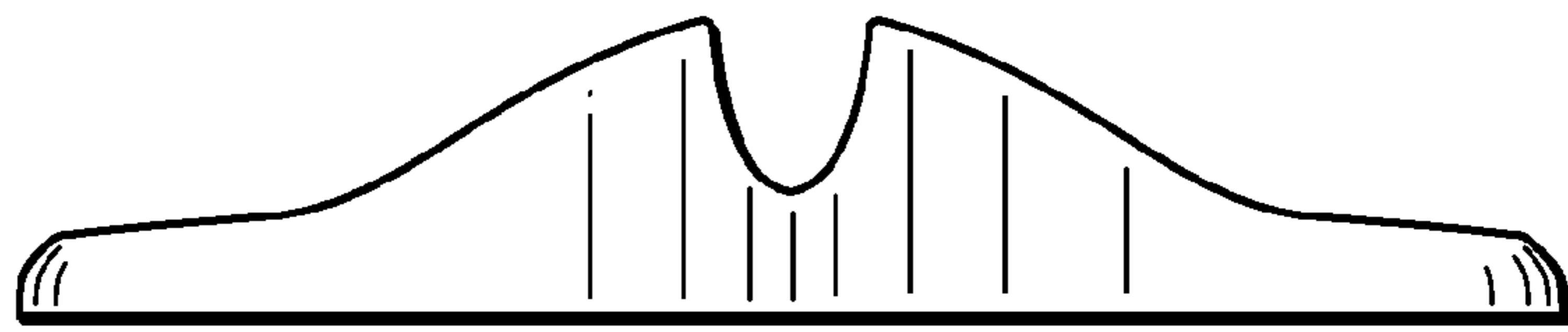


FIG. 4

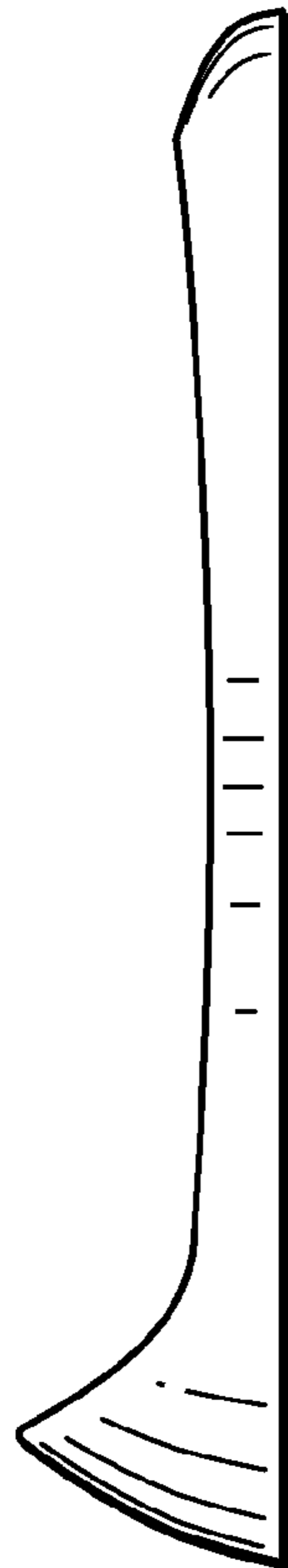


FIG. 5