



US00D688860S

(12) **United States Design Patent**
Hrsak

(10) **Patent No.:** **US D688,860 S**

(45) **Date of Patent:** **** Sep. 3, 2013**

(54) **SHOE UPPER**

(71) Applicant: **CONVERSE, Inc.**, North Andover, MA (US)

(72) Inventor: **Vedrana I. Hrsak**, Providence, RI (US)

(73) Assignee: **CONVERSE Inc.**, North Andover, MA (US)

(**) Term: **14 Years**

(21) Appl. No.: **29/447,128**

(22) Filed: **Feb. 28, 2013**

(51) **LOC (9) Cl.** **02-99**

(52) **U.S. Cl.**
USPC **D2/972**

(58) **Field of Classification Search**
USPC D2/902, 906-908, 944, 969, 972-974;
36/45, 50.1, 77 M, 77 R, 83, 88, 113, 114,
36/126-131; D5/47, 52, 53, 99
See application file for complete search history.

(56) **References Cited**

U.S. PATENT DOCUMENTS

D3,398 S *	3/1869	Spencer	D5/47
D25,492 S *	5/1896	Pepper et al.	D5/47
D30,258 S *	2/1899	Bierman	D5/47
D33,013 S *	7/1900	Migel	D5/47
D93,590 S	10/1934	Wertheim		
D96,567 S *	8/1935	Wagman	D2/972
D105,910 S *	8/1937	Wilde	D5/47
2,170,741 A *	8/1939	Ware	D5/47
D132,196 S *	4/1942	Daniels	D2/972
D220,464 S	4/1971	Hayashi		
D361,885 S	9/1995	Hatfield		
D371,898 S	7/1996	Hatfield		
D374,551 S	10/1996	Hatfield		
D376,256 S	12/1996	Clegg		
D377,709 S	2/1997	Tinkler		
D380,077 S	6/1997	Preskar et al.		

D380,080 S	6/1997	Avar		
D383,296 S *	9/1997	Rask	D2/972
D383,596 S	9/1997	Hatfield		
D384,800 S	10/1997	Rask		
D384,802 S	10/1997	Avar		
D388,598 S	1/1998	Hatfield		
D395,946 S	7/1998	Avar et al.		
D396,141 S	7/1998	Smith, III		
D413,721 S	9/1999	Roth		
D415,881 S	11/1999	McCourt		
D417,773 S	12/1999	Cooper		
D425,694 S *	5/2000	Fogg	D2/972
D437,993 S	2/2001	Hatfield et al.		
D440,753 S	4/2001	Morris		

(Continued)

OTHER PUBLICATIONS

Pictures of Converse Chuck Taylor shoe designs, original models dated pre-1950, by Converse Inc., one page of full-color photographs.

(Continued)

Primary Examiner — Dominic Simone
(74) *Attorney, Agent, or Firm* — Banner & Witcoff, Ltd.

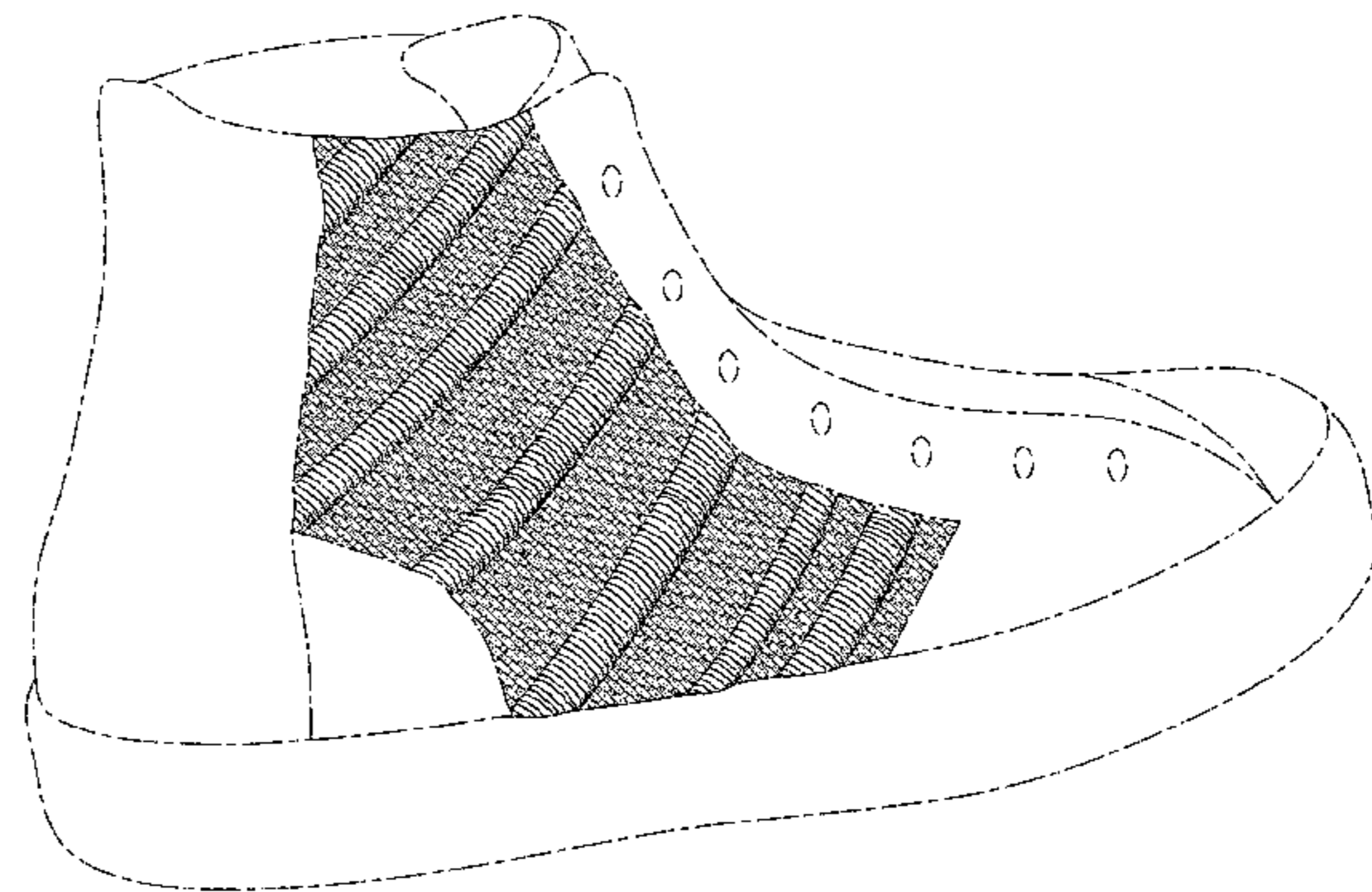
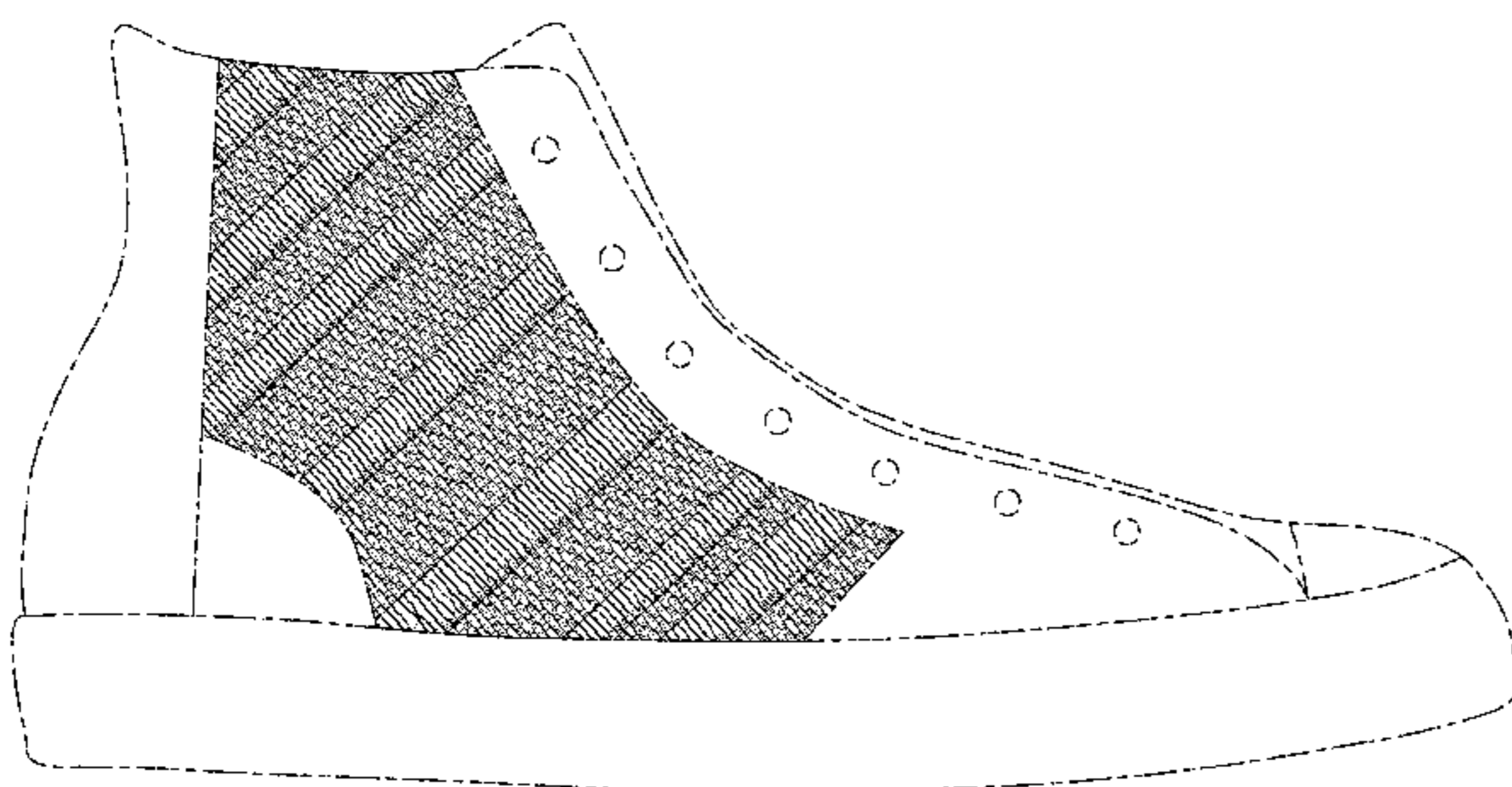
(57) **CLAIM**

The ornamental design for a shoe upper, as shown and described.

DESCRIPTION

FIG. 1 is a front perspective view of a shoe upper showing my new design;
FIG. 2 is a side view thereof; and,
FIG. 3 is a rear perspective view thereof.
The broken lines immediately adjacent to the front and rear of the shaded area represent unclaimed boundaries of the design. The broken lines showing the remainder of the shoe are for environmental purposes only and form no part of the claimed design.

1 Claim, 3 Drawing Sheets



(56)

References Cited

U.S. PATENT DOCUMENTS

D467,412 S 12/2002 Morris
D475,523 S 6/2003 McDowell
D476,473 S 7/2003 Clegg
D485,430 S * 1/2004 McDowell D2/972
D495,867 S 9/2004 Avar
D498,912 S 11/2004 Kuerbis
D499,246 S 12/2004 Kuerbis
D524,526 S 7/2006 Chang et al.
D528,279 S 9/2006 Smith, III
D528,773 S 9/2006 Henderson
D532,965 S 12/2006 Huthmaker
D533,990 S 12/2006 Mueller
D538,027 S 3/2007 Kohastu et al.
D540,025 S 4/2007 Shaffer
D544,198 S 6/2007 Caine
D544,686 S 6/2007 Shin
D545,557 S 7/2007 Caine
D548,451 S 8/2007 Mueller

D548,948 S 8/2007 Hui
D553,845 S 10/2007 Roulo
D595,046 S 6/2009 Chang
D595,951 S 7/2009 Henderson
D621,147 S 8/2010 Raysse
D625,094 S 10/2010 Raysse
D666,404 S 9/2012 Shaffer

OTHER PUBLICATIONS

Nike Footwear Catalog, 1996 Holiday Footwear, p. 59, published Mar. 1996, NIKE, Inc., USA.
Nike Footwear Catalog, 1997 Late Spring Footwear, p. 157, published Sep. 1996, NIKE, Inc., USA.
Nike Footwear Catalog, 2000 Fall: Men's and Women's Footwear (blue cover), p. 111, published Nov. 1999, NIKE, Inc., USA.
Nike Footwear Catalog, 2006 Fall Footwear, p. 137, published Nov. 2005, NIKE, Inc., USA.
Nike Footwear Catalog, 2007 Fall Footwear, p. 6, published Nov. 2006, NIKE, Inc., USA.

* cited by examiner

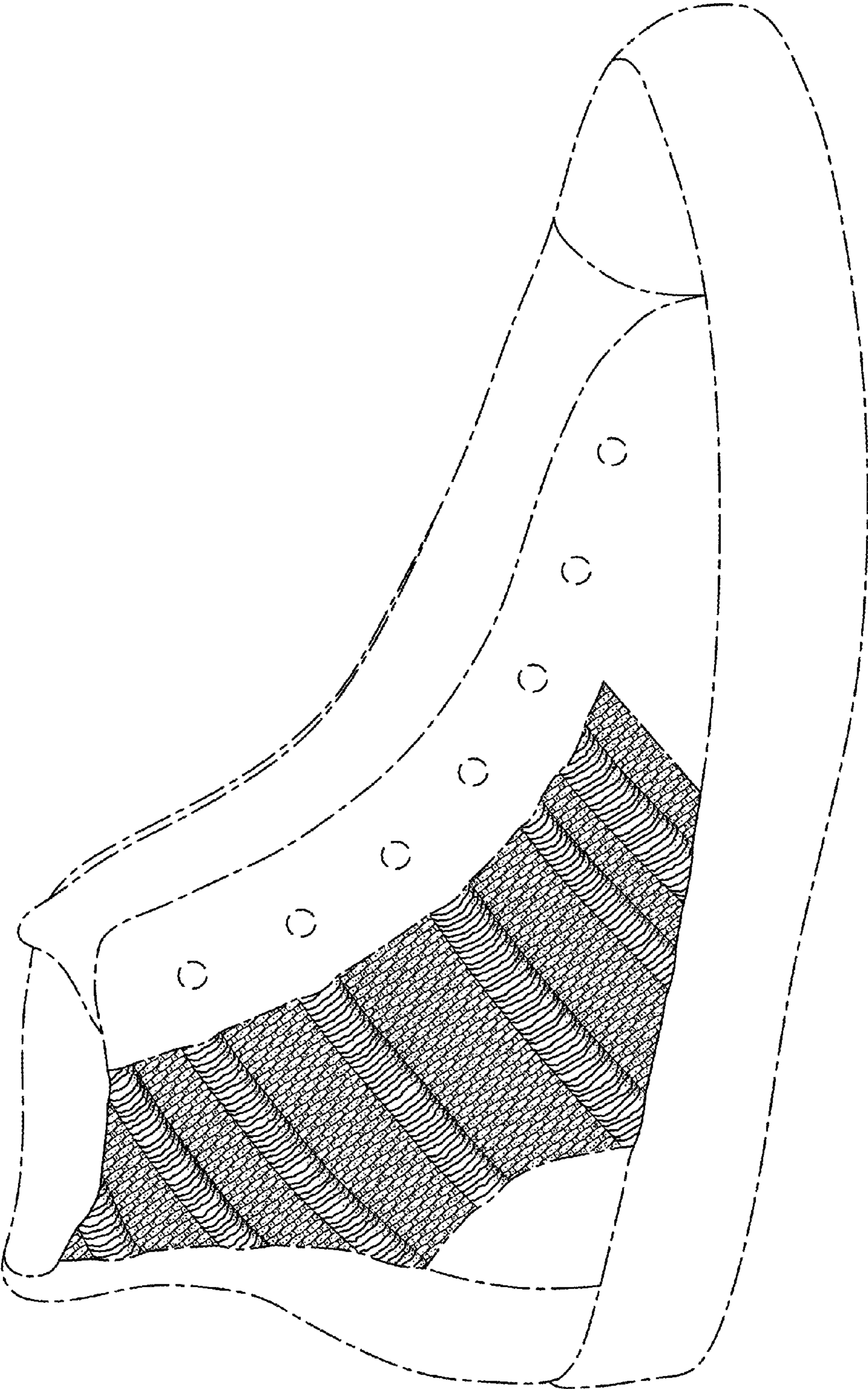


FIG.1

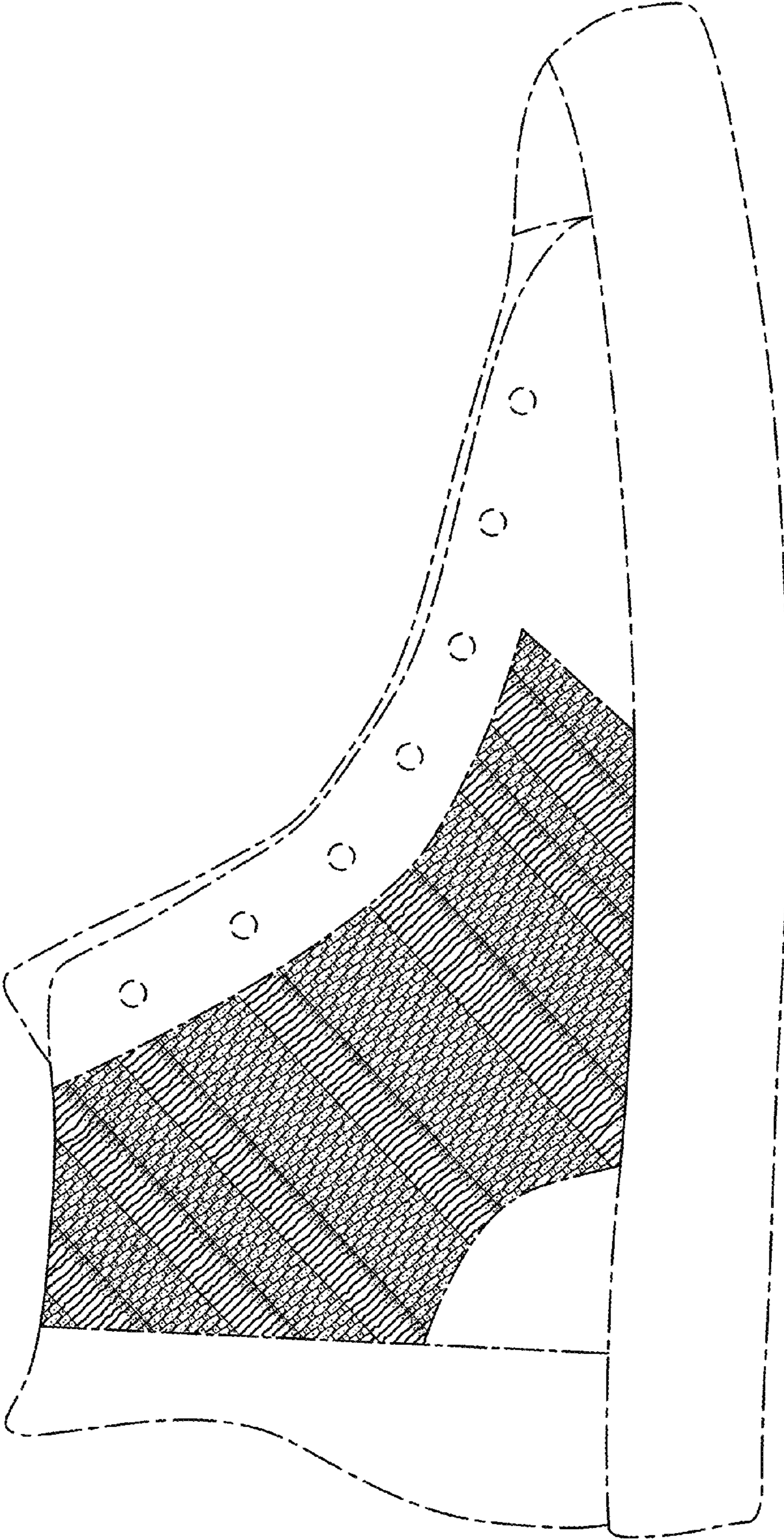


FIG. 2

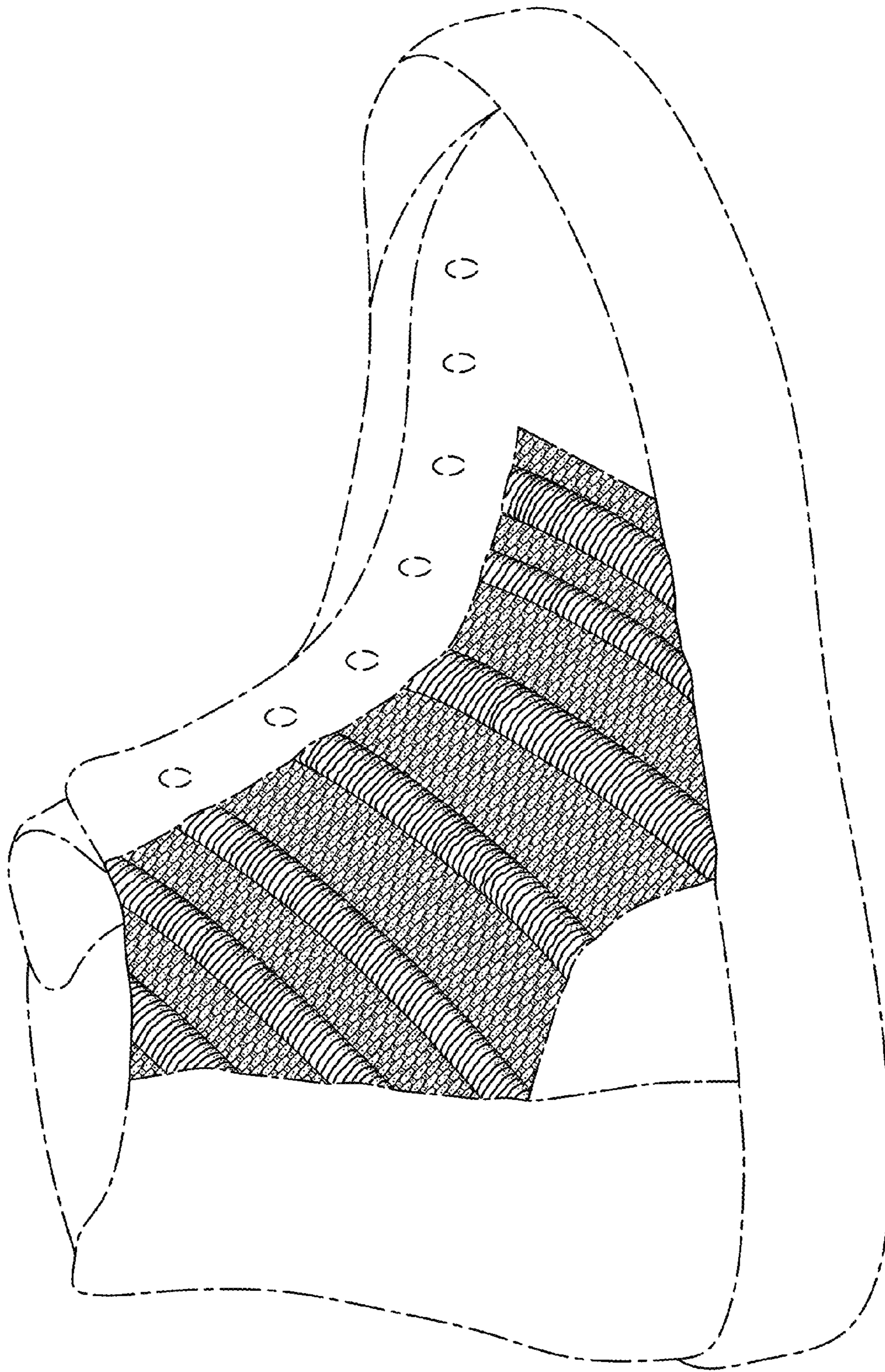


FIG. 3