



US00D688846S

(12) **United States Design Patent**
Johnson

(10) **Patent No.:** **US D688,846 S**
(45) **Date of Patent:** **** Sep. 3, 2013**

(54) **NECKTIE**
(71) Applicant: **Ian Johnson**, Mequon, WI (US)
(72) Inventor: **Ian Johnson**, Mequon, WI (US)

(**) Term: **14 Years**

(21) Appl. No.: **29/438,009**

(22) Filed: **Nov. 24, 2012**

(51) **LOC (9) Cl.** **02-05**

(52) **U.S. Cl.**
USPC **D2/605**

(58) **Field of Classification Search**
USPC D2/600, 601, 602, 603, 604, 605,
D2/606, 607, 608, 609; 2/130, 144, 145,
2/146, 147, 148, 149, 150, 151, 152.1, 153,
2/154, 155, 156, 157

See application file for complete search history.

(56) **References Cited**

U.S. PATENT DOCUMENTS

D43,459	S	*	1/1913	Kellner et al.	D2/605
2,304,935	A		12/1942	Langsdorf		
2,522,977	A	*	9/1950	Zussman	2/153
D162,529	S	*	3/1951	Eveleigh-de Moleyns	D2/608
2,741,772	A		4/1956	Wagner		
D181,734	S	*	12/1957	Klaus	D2/605
D184,177	S	*	12/1958	Klaus	D2/605

3,264,654	A	*	8/1966	Woronowicz et al.	2/146
3,562,814	A	*	2/1971	Ackerman	2/146
D220,675	S	*	5/1971	Schultze	D2/605
4,696,064	A	*	9/1987	Morwood	2/144
D393,137	S	*	4/1998	Breton	D2/605
2011/0225701	A1	*	9/2011	Gamboa	2/148

FOREIGN PATENT DOCUMENTS

CH	300884153	*	11/2007
CN	3466133	*	12/2004
GB	4013017	*	11/2009

* cited by examiner

Primary Examiner — Karen E Eldridge Powers

(74) *Attorney, Agent, or Firm* — Donald J. Ersler

(57) **CLAIM**

I claim the ornamental design for a necktie, as shown and described.

DESCRIPTION

FIG. 1 is a top perspective view of a necktie incorporating my new design;

FIG. 2 is a bottom perspective view thereof;

FIG. 3 is a top plan view thereof;

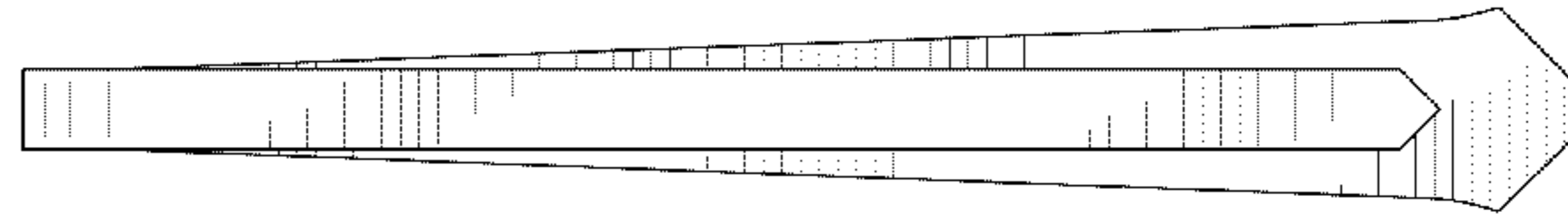
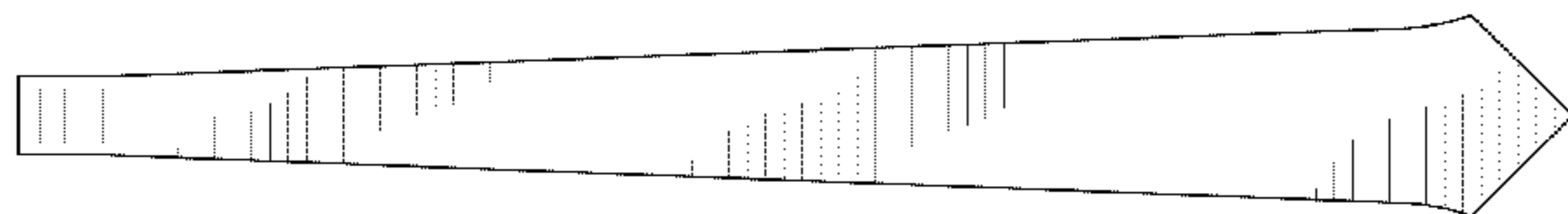
FIG. 4 is a bottom plan view thereof;

FIG. 5 is a left side elevation view thereof;

FIG. 6 is a front elevation view thereof; and,

FIG. 7 is a rear elevation view thereof.

1 Claim, 3 Drawing Sheets



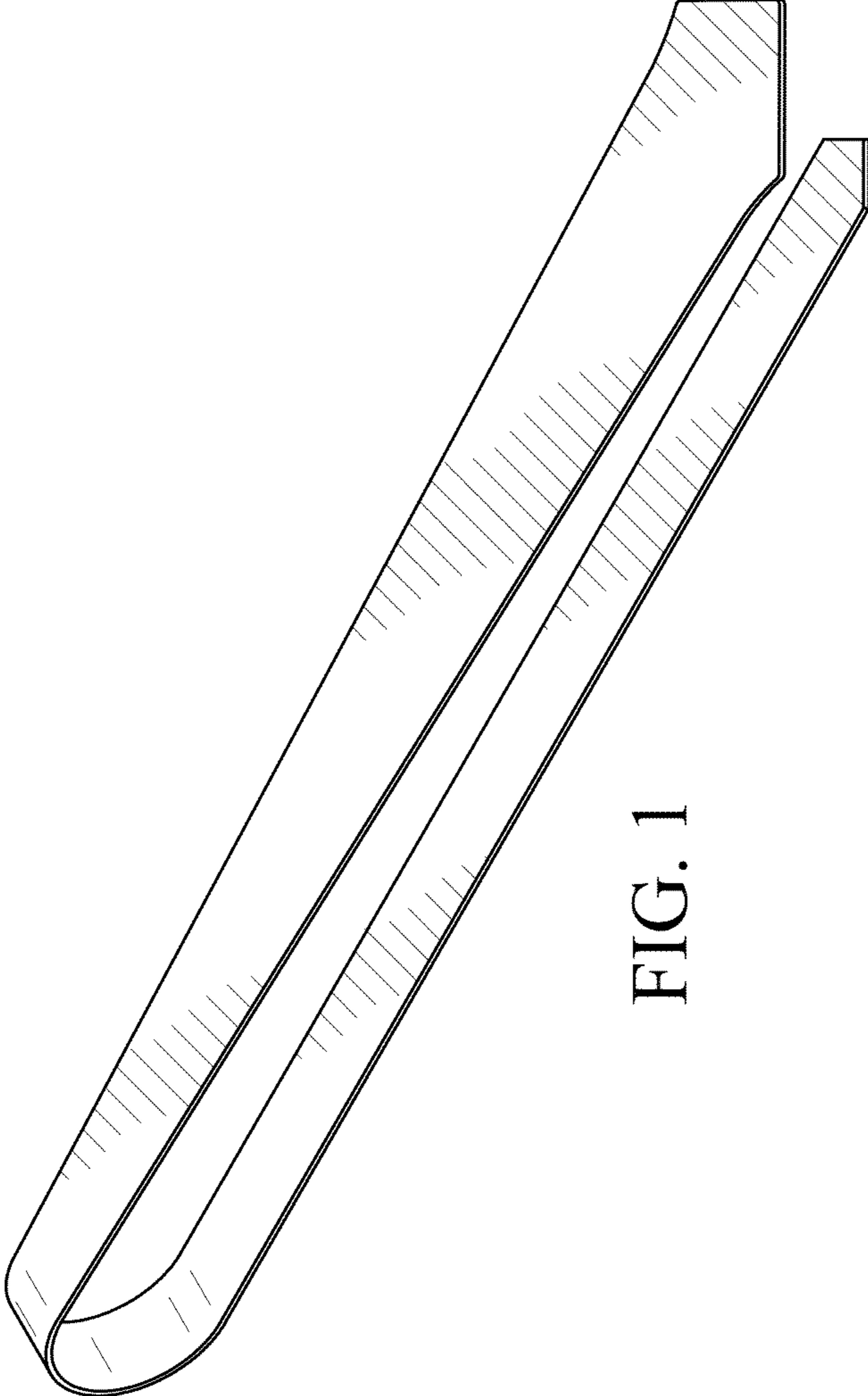


FIG. 1

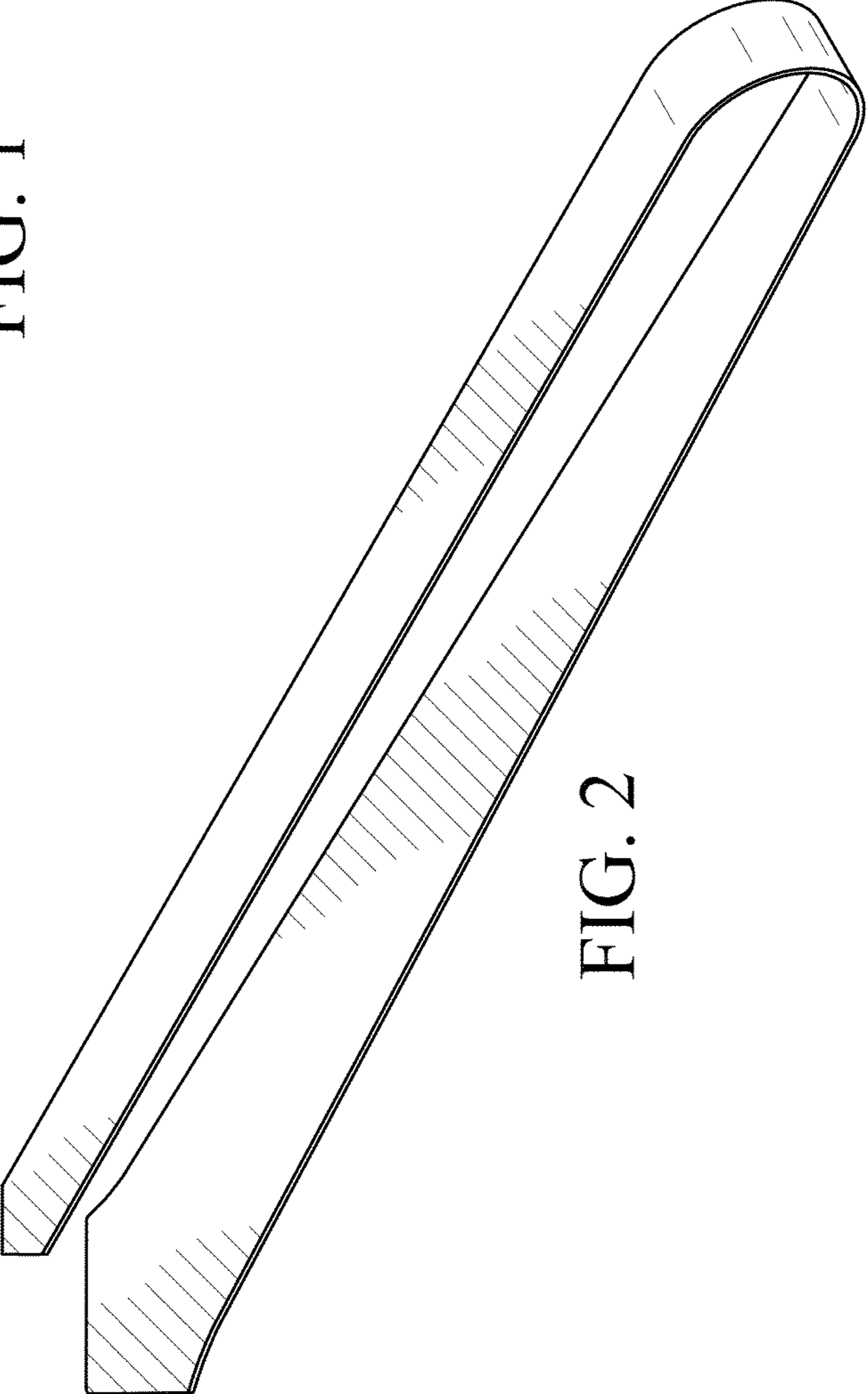


FIG. 2

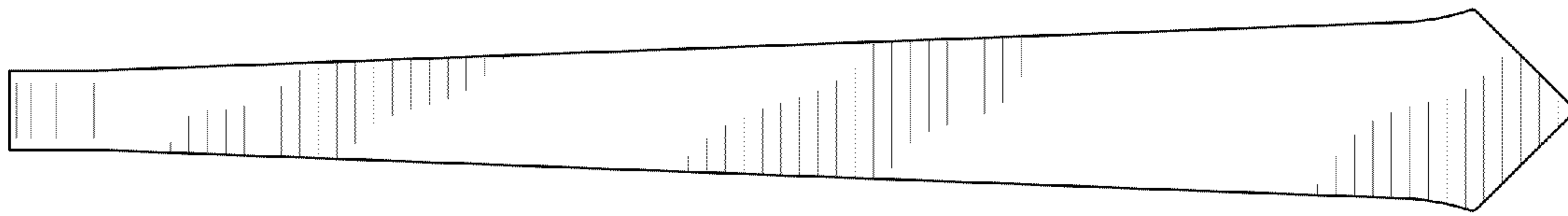


FIG. 3

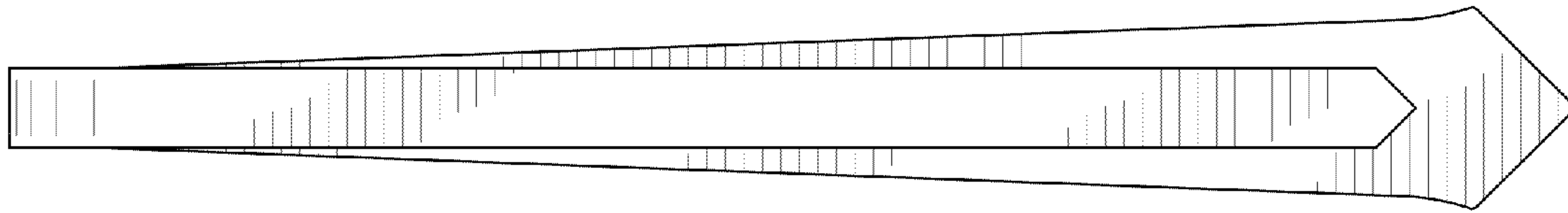


FIG. 4



FIG. 5

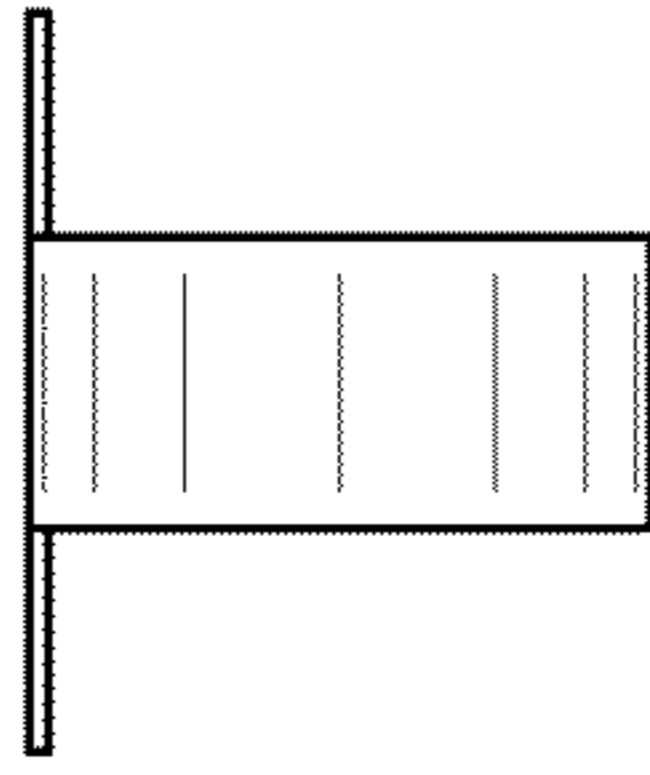


FIG. 7

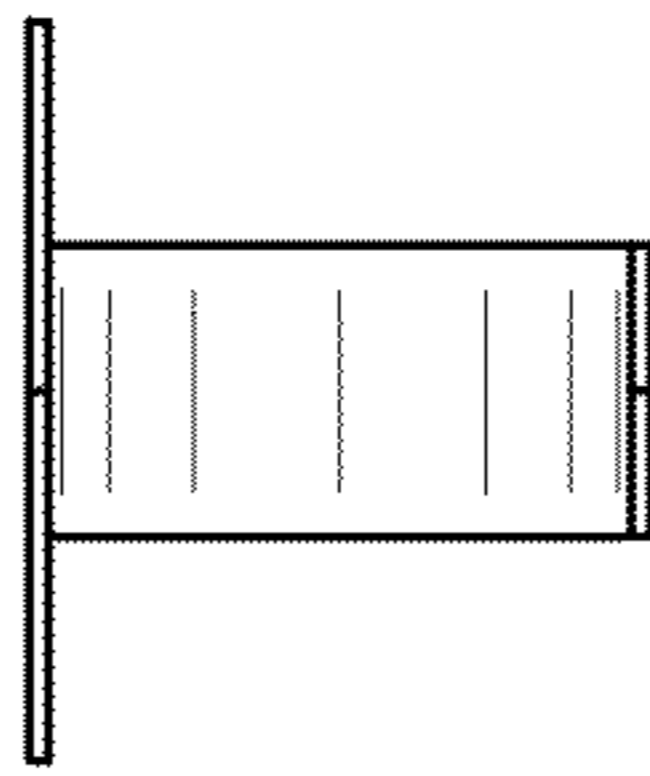


FIG. 6