



US00D688807S

(12) **United States Design Patent**
Meeks

(10) **Patent No.:** **US D688,807 S**

(45) **Date of Patent:** **** Aug. 27, 2013**

(54) **WINDOW SEAL**

(76) Inventor: **Johnnie Elizabeth Meeks**, Detroit, MI
(US)

(**) Term: **14 Years**

(21) Appl. No.: **29/419,319**

(22) Filed: **Apr. 26, 2012**

(51) **LOC (9) Cl.** **25-02**

(52) **U.S. Cl.**
USPC **D25/48.8**

(58) **Field of Classification Search**
USPC D25/48.8; 49/475.1, 500.1, 492;
52/64, 202, 203

See application file for complete search history.

(56) **References Cited**

U.S. PATENT DOCUMENTS

D271,054 S *	10/1983	Smith	D25/48.8
5,918,430 A *	7/1999	Rowland	52/202
2009/0266013 A1 *	10/2009	Motosko et al.	52/203

* cited by examiner

Primary Examiner — Doris Clark

(74) *Attorney, Agent, or Firm* — QuickPatents; Kevin Prince

(57) **CLAIM**

I claim the ornamental design for a window seal, as shown and described.

DESCRIPTION

FIG. 1 is a perspective view of a window seal, showing my new design in an installed configuration;

FIG. 2 is a front elevational view thereof, illustrated in a flat configuration;

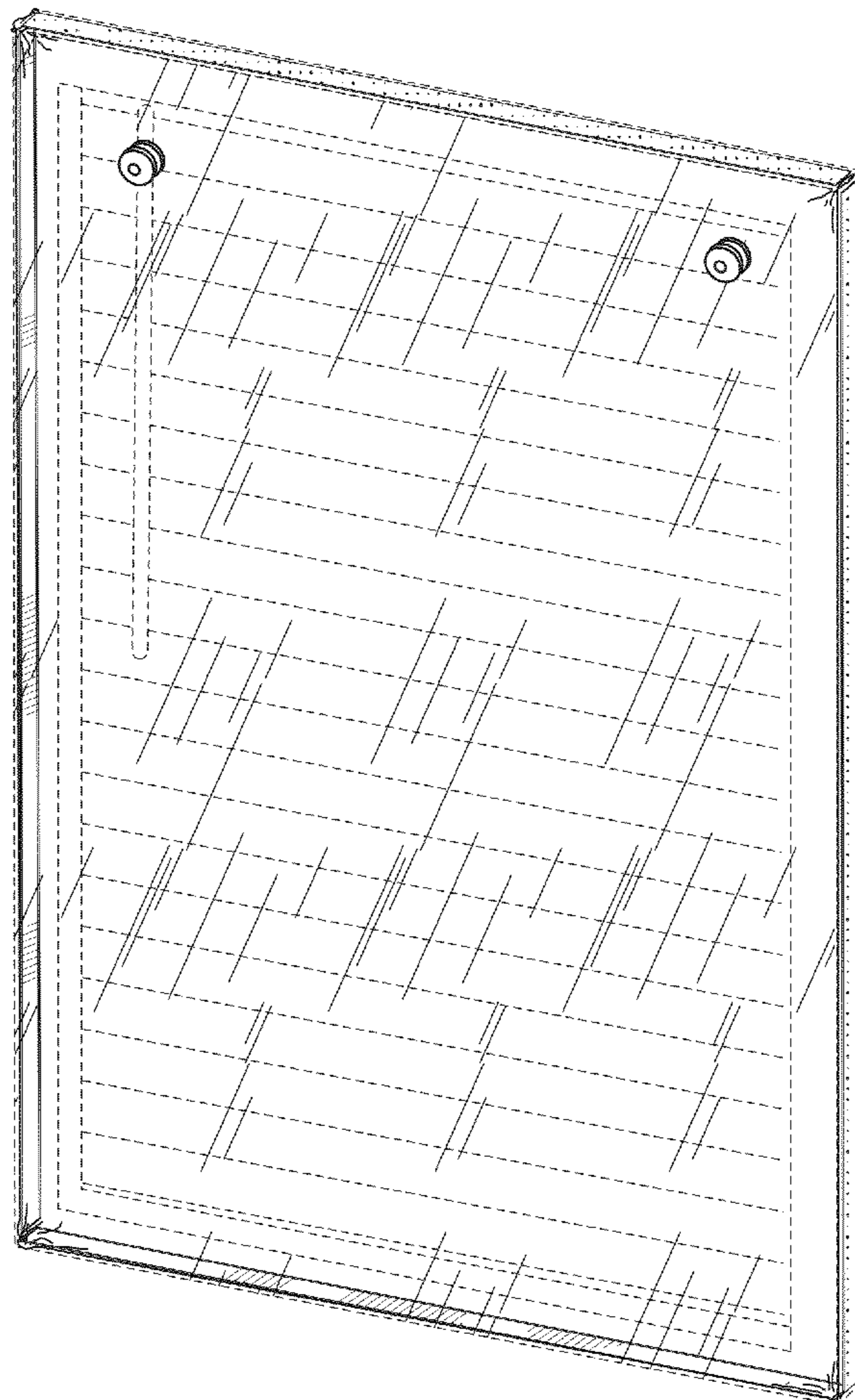
FIG. 3 is a rear elevational view of FIG. 2;

FIG. 4 is a left-side elevational view of FIG. 2, the right-side elevational view being a mirror image thereof; and,

FIG. 5 is a top plan view of FIG. 2, the bottom plan view being a mirror image thereof.

The broken lines showing a window and blinds in FIG. 1 depict environmental matter and form no part of the claimed design. The remaining broken lines depict that the design has an indefinite height and width.

1 Claim, 3 Drawing Sheets



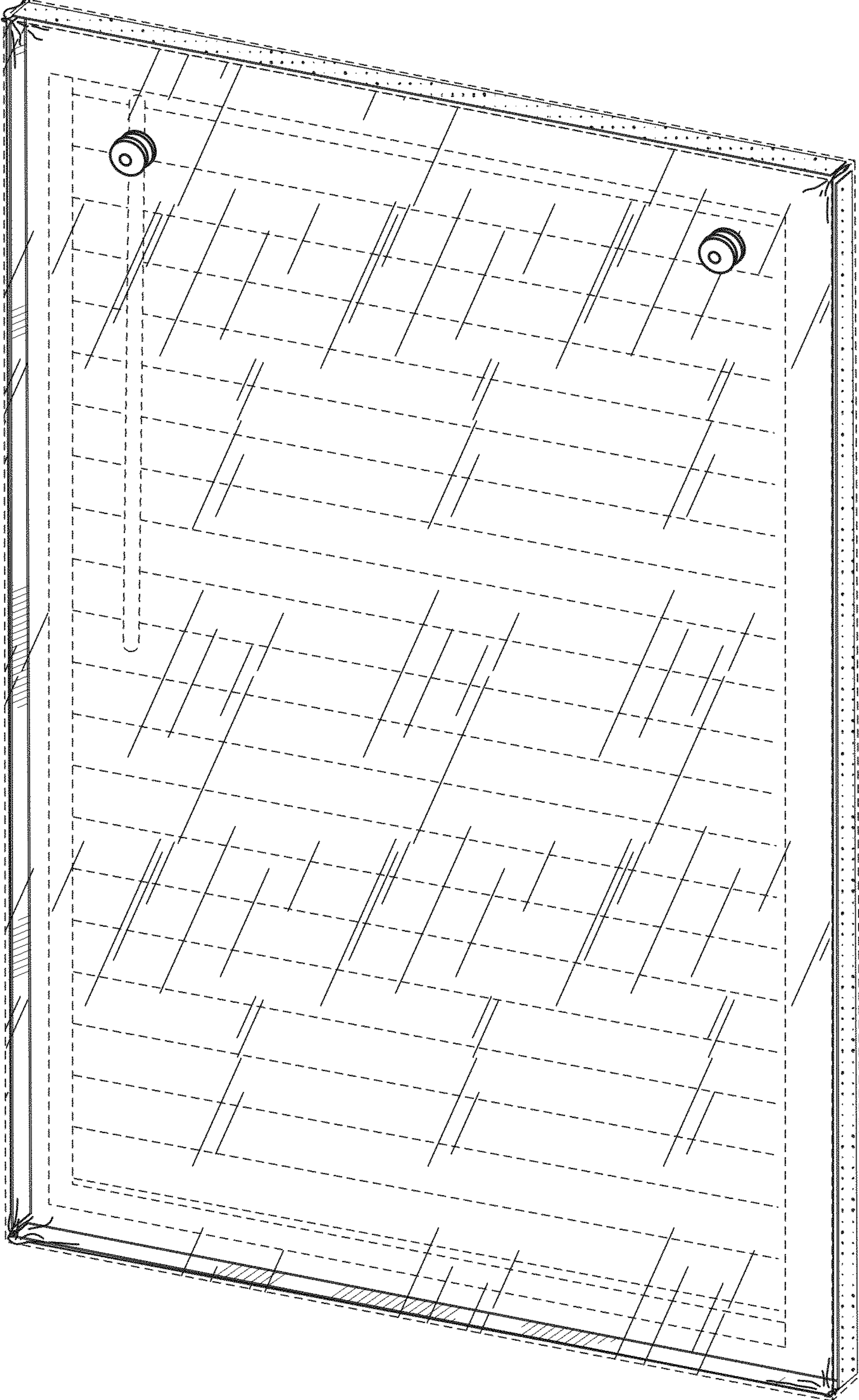


FIG. 1

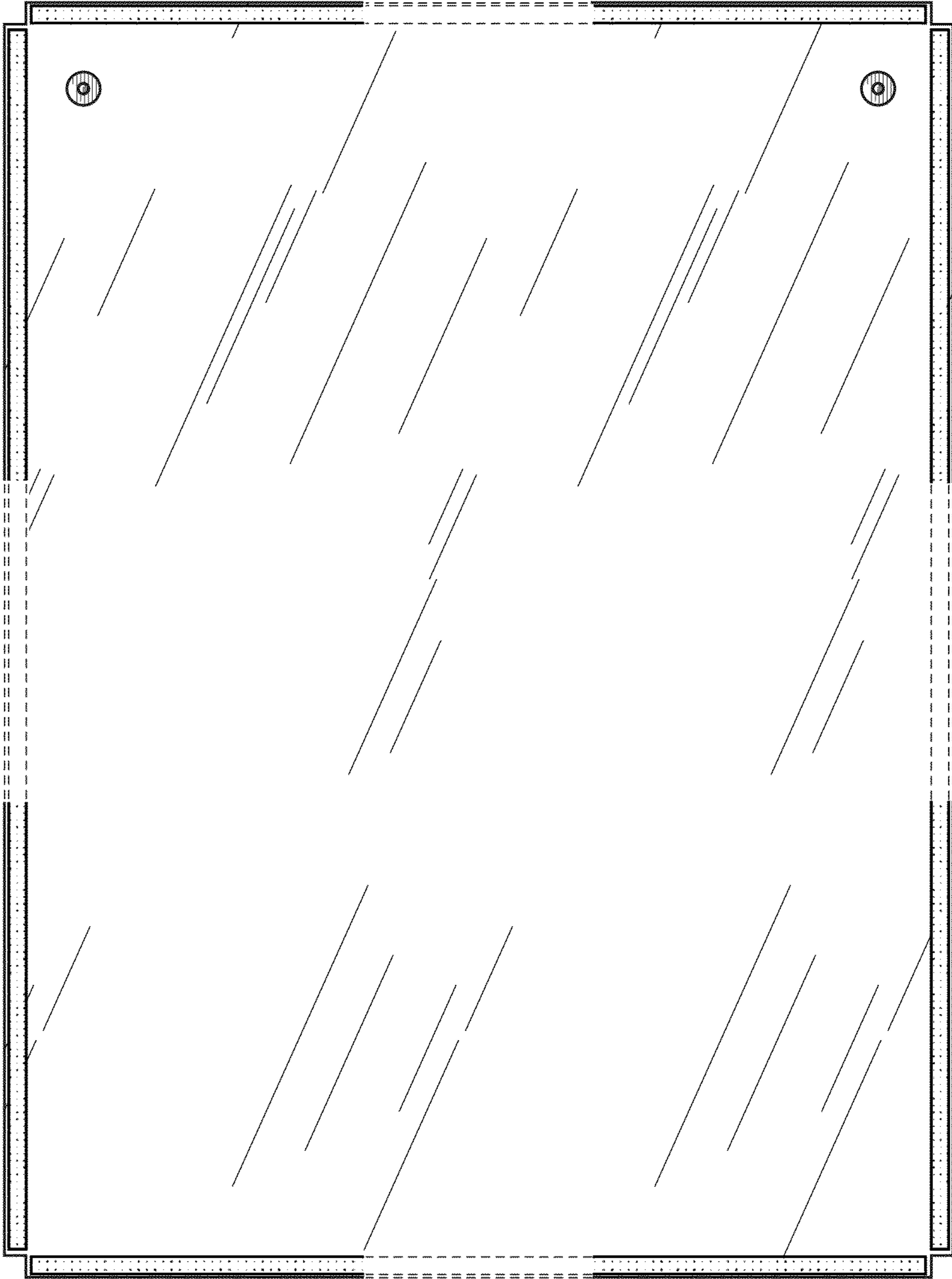


FIG. 2




FIG. 3




FIG. 4




FIG. 5