



US00D688800S

(12) **United States Design Patent**
Doraiswamy et al.

(10) **Patent No.:** **US D688,800 S**

(45) **Date of Patent:** **** Aug. 27, 2013**

(54) **INTRAOCULAR LENS**

(75) Inventors: **Anand Doraiswamy**, Goleta, CA (US);
Jensen Buck, Goleta, CA (US); **Daniel Hamilton**, Emeryville, CA (US)

(73) Assignee: **Santen Pharmaceutical Co., Ltd.**,
Osaka-Shi, Osaka (JP)

(**) Term: **14 Years**

(21) Appl. No.: **29/401,063**

(22) Filed: **Sep. 6, 2011**

(51) **LOC (9) Cl.** **24-03**

(52) **U.S. Cl.**
USPC **D24/157**

(58) **Field of Classification Search**

USPC D23/377, 379, 385, 411, 413; 23/379,
23/385; 416/5; D24/157; 623/6.16, 6.17,
623/6.19, 6.43, 6.46, 6.49

See application file for complete search history.

(56) **References Cited**

U.S. PATENT DOCUMENTS

4,435,855	A *	3/1984	Pannu	623/6.48
5,217,490	A *	6/1993	Sayano et al.	623/6.61
5,217,491	A *	6/1993	Vanderbilt	623/6.46
5,326,506	A *	7/1994	Vanderbilt	264/1.7
5,716,403	A *	2/1998	Tran et al.	623/6.46
5,725,574	A *	3/1998	Nguyen	623/6.54
D395,512	S *	6/1998	Korenfeld	D24/157
5,840,219	A *	11/1998	Nguyen	264/2.7

6,488,709	B1 *	12/2002	Barrett	623/6.43
7,615,073	B2 *	11/2009	Deacon et al.	623/6.49
7,621,949	B2 *	11/2009	Deacon et al.	623/6.49
7,794,497	B2 *	9/2010	Brady et al.	623/6.12
7,837,730	B2 *	11/2010	Cumming et al.	623/6.37

OTHER PUBLICATIONS

U.S. Appl. No. 12/954,424, filed Nov. 24, 2010, Doraiswamy et al.
U.S. Appl. No. 12/955,654, filed Nov. 29, 2010, Doraiswamy et al.

* cited by examiner

Primary Examiner — Randall Gholson

(74) *Attorney, Agent, or Firm* — Squire Sanders (US) LLP

(57) **CLAIM**

The ornamental design for an intraocular lens, as shown and described.

DESCRIPTION

FIG. 1 is a front view of an intraocular lens showing my new design;
FIG. 2 is a rear view thereof;
FIG. 3 is a left side view thereof;
FIG. 4 is a right side view thereof;
FIG. 5 is a top plan view thereof;
FIG. 6 is a bottom view thereof;
FIG. 7 is a perspective view thereof; and,
FIG. 8 is an enlarged sectional view thereof taken on line 8-8 of FIG. 1.

1 Claim, 8 Drawing Sheets

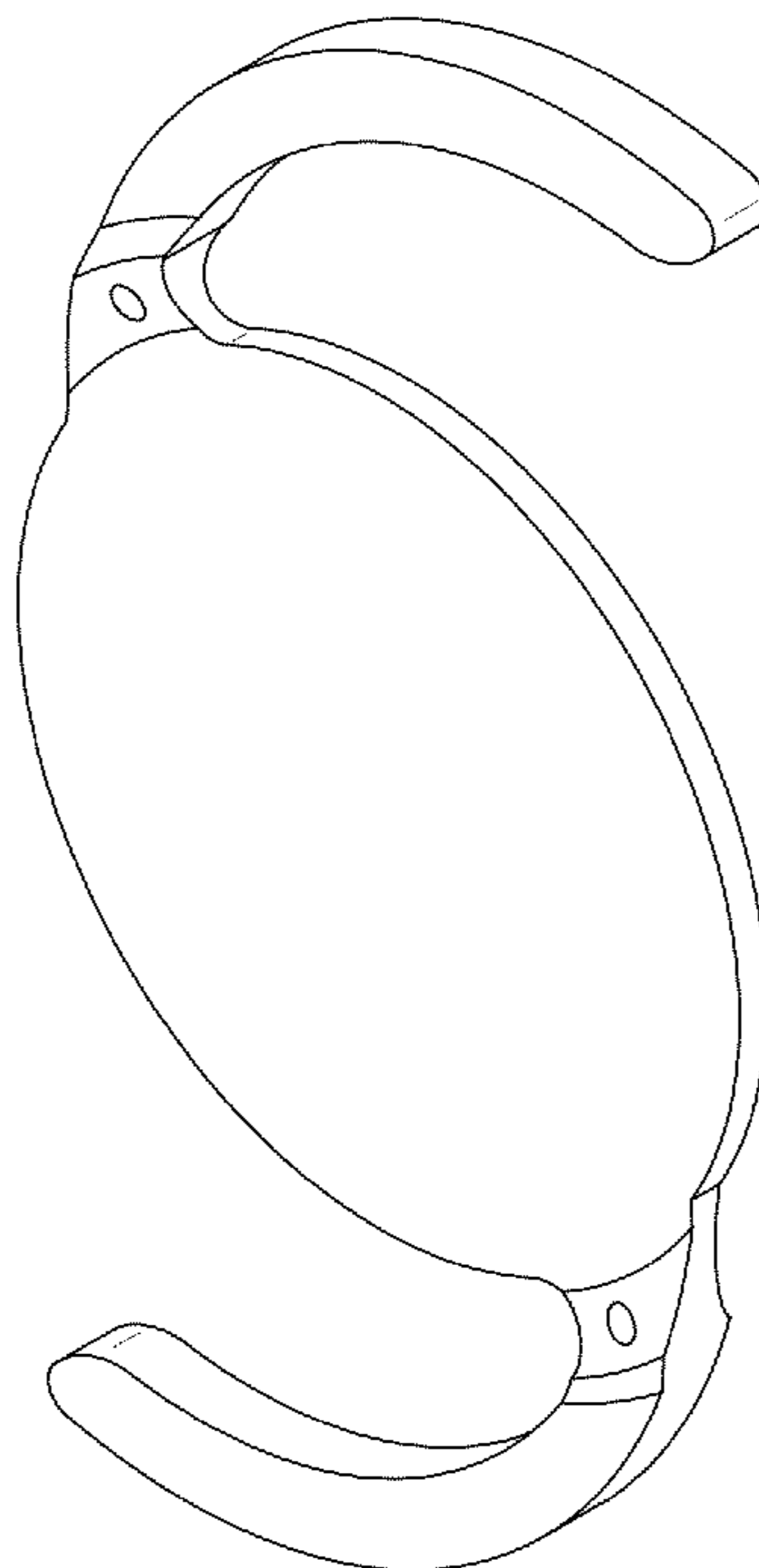


Fig. 1

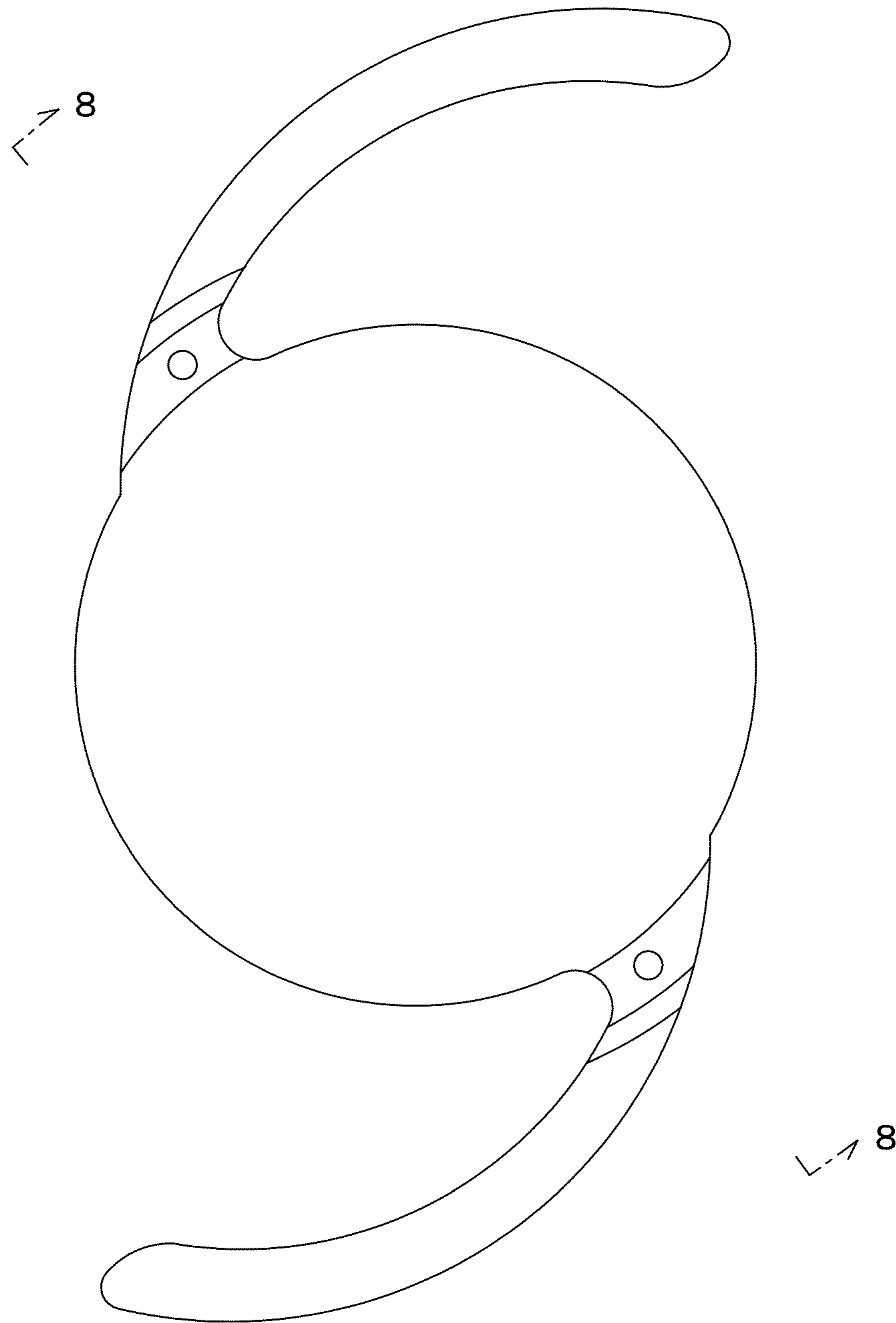


Fig. 2

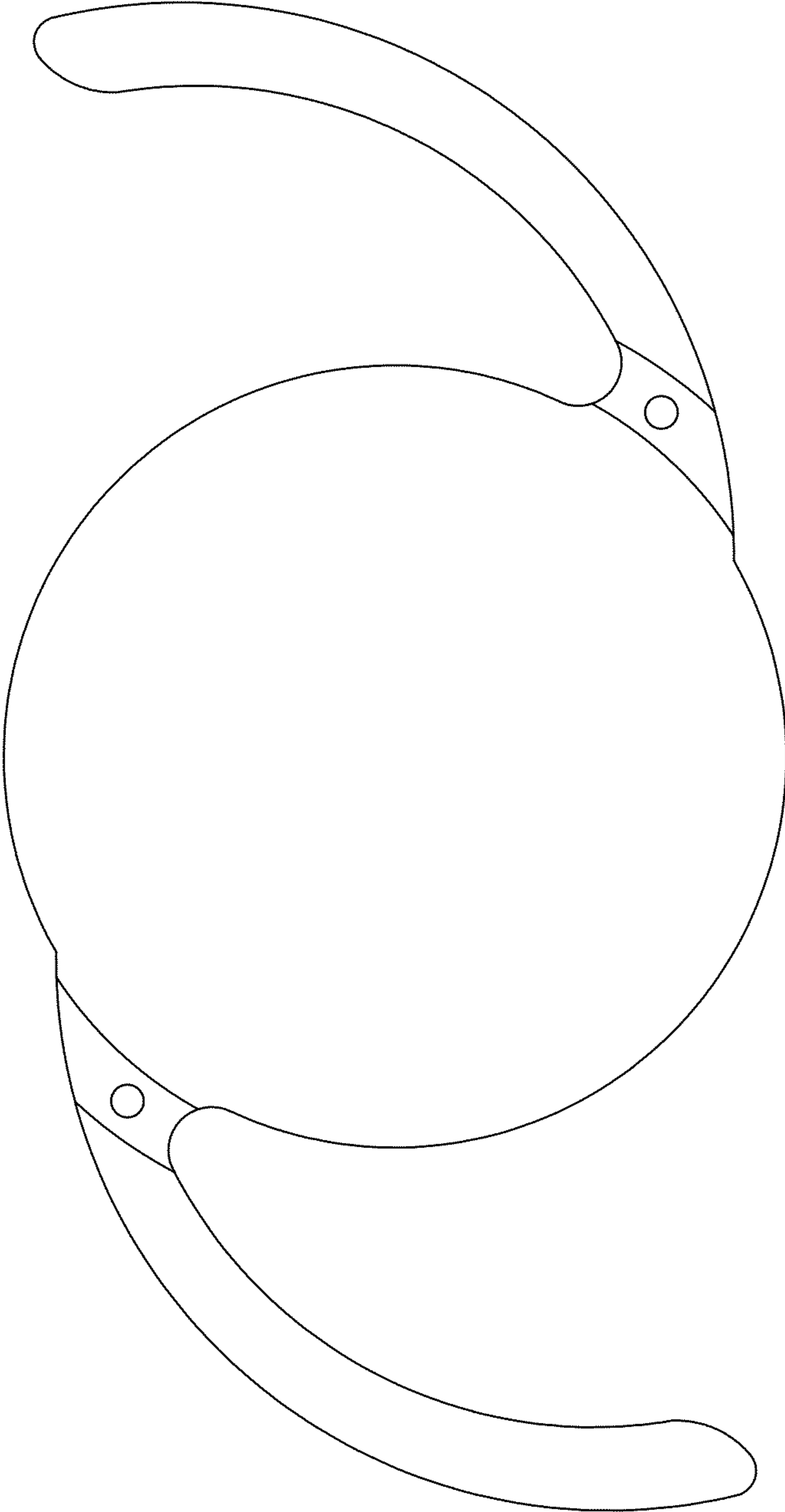


Fig. 3




Fig. 4



Fig. 5



Fig. 6



Fig. 7

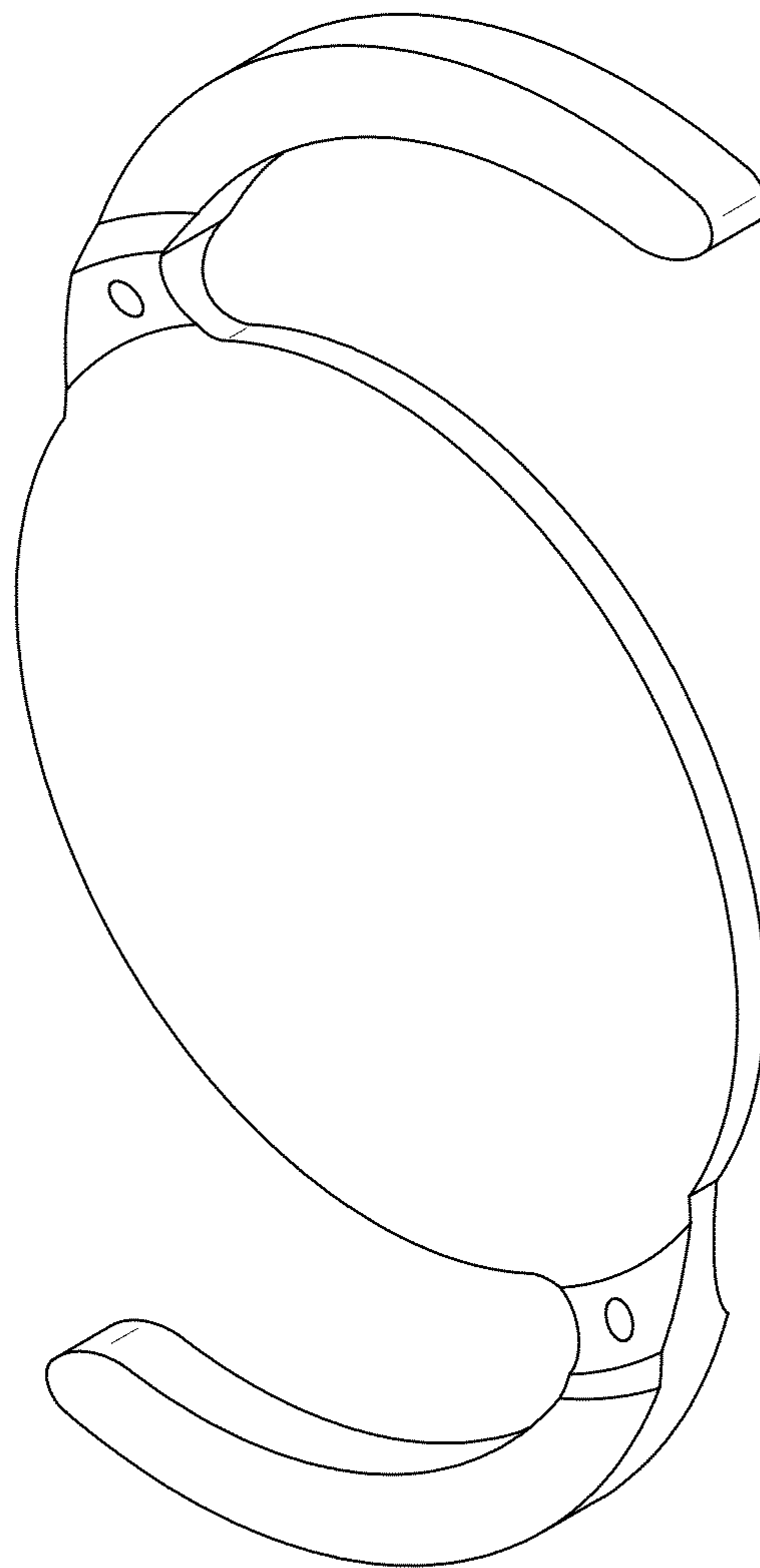


Fig. 8

