



US00D688790S

(12) **United States Design Patent**  
**Guarraia et al.**

(10) **Patent No.:** **US D688,790 S**

(45) **Date of Patent:** **\*\* Aug. 27, 2013**

(54) **SELF-INJECTION DEVICE**

D447,559 S 9/2001 Jansen et al.  
D448,474 S 9/2001 Jansen et al.  
D448,475 S 9/2001 Jansen et al.

(71) Applicant: **Becton, Dickinson and Company**,  
Franklin Lakes, NJ (US)

(Continued)

(72) Inventors: **Mark J. Guarraia**, Cranston, RI (US);  
**Ryan J. Shafer**, Whitinsville, MA (US)

FOREIGN PATENT DOCUMENTS

JP D1332078 6/2008  
JP D1332080 6/2008  
JP D1409364 3/2011  
JP D1451050 9/2012

(73) Assignee: **Becton, Dickinson and Company**,  
Franklin Lakes, NJ (US)

OTHER PUBLICATIONS

(\*\*) Term: **14 Years**

U.S. Appl. No. 29/405,925, filed Nov. 8, 2011.  
U.S. Appl. No. 29/405,930, filed Nov. 8, 2011.

(21) Appl. No.: **29/433,928**

(Continued)

(22) Filed: **Oct. 5, 2012**

(51) **LOC (9) Cl.** ..... **24-02**

(52) **U.S. Cl.**  
USPC ..... **D24/113**

(58) **Field of Classification Search**  
USPC ..... D24/112-114, 133, 186, 104, 130,  
D24/127; 606/181, 185; 604/264, 272, 115,  
604/232, 187, 158, 164.08, 192, 263, 163,  
604/181, 184, 198, 227; D19/41, 43, 45,  
D19/46, 47, 48, 51

See application file for complete search history.

*Primary Examiner* — David Muller

(74) *Attorney, Agent, or Firm* — Roylance, Abrams, Berdo  
and Goodman, LLP

(57) **CLAIM**

The ornamental design for a self-injection device, as shown  
and described.

**DESCRIPTION**

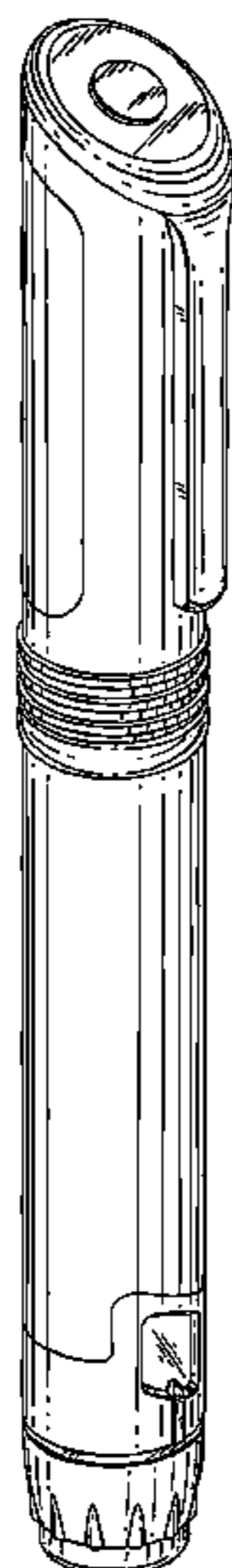
FIG. 1 is a perspective view of a self-injection device accord-  
ing to our new design, with a cap shown in a secured position;  
FIG. 2 is a rear view of the self-injection device shown in FIG.  
1;  
FIG. 3 is a top view of the self-injection device shown in FIG.  
1;  
FIG. 4 is a right side elevational view of the self-injection  
device shown in FIG. 1;  
FIG. 5 is a left side elevational view of the self-injection  
device shown in FIG. 1;  
FIG. 6 is a bottom view of the self-injection device shown in  
FIG. 1; and,  
FIG. 7 is a front view of the self-injection device shown in  
FIG. 1.

(56) **References Cited**

U.S. PATENT DOCUMENTS

D311,550 S \* 10/1990 Yazaki ..... D19/48  
D319,845 S \* 9/1991 Grotsch et al. .... D19/48  
D320,618 S \* 10/1991 Grotsch ..... D19/48  
D322,516 S \* 12/1991 Korper ..... D19/48  
D326,683 S \* 6/1992 Katami ..... D19/48  
D330,565 S \* 10/1992 Dallaire ..... D19/48  
D331,261 S \* 11/1992 Bannwart ..... D19/51  
D338,686 S \* 8/1993 Ito ..... D19/48  
D405,826 S \* 2/1999 Worther ..... D19/43  
6,248,095 B1 6/2001 Giambattista et al.  
D446,578 S 8/2001 Jansen et al.  
D447,174 S \* 8/2001 Kamiyama ..... D19/43

**1 Claim, 4 Drawing Sheets**



(56)

References Cited

U.S. PATENT DOCUMENTS

D452,272 S \* 12/2001 Bonnamour ..... D19/43  
 D463,546 S 9/2002 Jansen et al.  
 D479,599 S 9/2003 Bainton  
 D479,600 S 9/2003 Bainton  
 D479,601 S 9/2003 Tyce  
 D479,602 S 9/2003 Bainton  
 D479,603 S 9/2003 Tyce  
 D479,747 S 9/2003 Bainton  
 D479,748 S 9/2003 Tyce  
 D492,027 S 6/2004 Tyce et al.  
 D492,405 S 6/2004 Bainton  
 D499,485 S 12/2004 Tyce  
 D501,253 S 1/2005 Bainton  
 D503,797 S 4/2005 Tyce  
 D505,490 S 5/2005 Tyce  
 D508,528 S \* 8/2005 Shimizu ..... D19/48  
 6,932,794 B2 8/2005 Giambattista et al.  
 D531,308 S 10/2006 Bendek et al.  
 7,169,132 B2 1/2007 Bendek et al.  
 D540,465 S 4/2007 Bainton  
 D548,336 S 8/2007 Galbraith  
 D548,835 S 8/2007 Galbraith  
 D551,341 S 9/2007 Galbraith  
 D555,609 S 11/2007 Galbraith  
 D568,988 S 5/2008 Galbraith  
 D598,539 S 8/2009 Tyce  
 D599,008 S 8/2009 Tyce  
 D599,009 S 8/2009 Tyce  
 D599,010 S 8/2009 Tyce  
 D599,011 S 8/2009 Tyce  
 D600,794 S 9/2009 Tyce  
 D600,795 S 9/2009 Tyce  
 D606,649 S 12/2009 Tyce  
 D606,650 S 12/2009 Tyce  
 D607,511 S \* 1/2010 Liu ..... D19/48  
 D607,558 S 1/2010 Abry et al.  
 D608,442 S 1/2010 Tyce  
 D610,251 S 2/2010 Tyce  
 D610,252 S 2/2010 Tyce  
 D610,676 S 2/2010 Tyce  
 D610,677 S 2/2010 Tyce  
 D618,789 S 6/2010 Sanders et al.  
 D619,702 S 7/2010 Galbraith

D621,500 S 8/2010 Sanders et al.  
 D626,216 S 10/2010 Tyce  
 D628,690 S 12/2010 Galbraith  
 D629,510 S 12/2010 Grunhut  
 D641,077 S 7/2011 Sanders et al.  
 7,976,514 B2 7/2011 Abry et al.  
 D651,305 S 12/2011 Hawley et al.  
 D652,136 S 1/2012 Hawley et al.  
 D670,375 S 11/2012 Corbin  
 D670,376 S 11/2012 Corbin  
 8,313,470 B2 11/2012 Abry

OTHER PUBLICATIONS

U.S. Appl. No. 29/405,935, filed Nov. 8, 2011.  
 U.S. Appl. No. 29/405,936, filed Nov. 8, 2011.  
 U.S. Appl. No. 29/405,938, filed Nov. 8, 2011.  
 U.S. Appl. No. 29/405,940, filed Nov. 8, 2011.  
 U.S. Appl. No. 29/405,943, filed Nov. 8, 2011.  
 U.S. Appl. No. 29/405,945, filed Nov. 8, 2011.  
 U.S. Appl. No. 29/405,947, filed Nov. 8, 2011.  
 U.S. Appl. No. 29/408,769, filed Dec. 16, 2011.  
 U.S. Appl. No. 29/408,772, filed Dec. 16, 2011.  
 U.S. Appl. No. 29/418,244, filed Apr. 13, 2012.  
 U.S. Appl. No. 29/418,249, filed Apr. 13, 2012.  
 U.S. Appl. No. 29/418,251, filed Apr. 13, 2012.  
 U.S. Appl. No. 29/418,253, filed Apr. 13, 2012.  
 U.S. Appl. No. 29/418,259, filed Apr. 13, 2012.  
 U.S. Appl. No. 29/418,261, filed Apr. 13, 2012.  
 U.S. Appl. No. 29/418,269, filed Apr. 13, 2012.  
 U.S. Appl. No. 29/418,273, filed Apr. 13, 2012.  
 U.S. Appl. No. 29/418,274, filed Apr. 13, 2012.  
 U.S. Appl. No. 29/418,292, filed Apr. 13, 2012.  
 U.S. Appl. No. 29/418,293, filed Apr. 13, 2012.  
 U.S. Appl. No. 29/418,295, filed Apr. 13, 2012.  
 U.S. Appl. No. 29/418,307, filed Apr. 13, 2012.  
 French, Donna, "Market Trends In Injection Devices For Pharmaceuticals", Touch Briefings, 2007, pp. 20-25.  
 "BD™ Reusable Pen II, Creating New Opportunities For Your Product And Patient", 2002, pp. 1-2.  
 "BD™ Disposable Pen II, Creating New Opportunities For Your Product And Patient", 2002, pp. 1-2.

\* cited by examiner

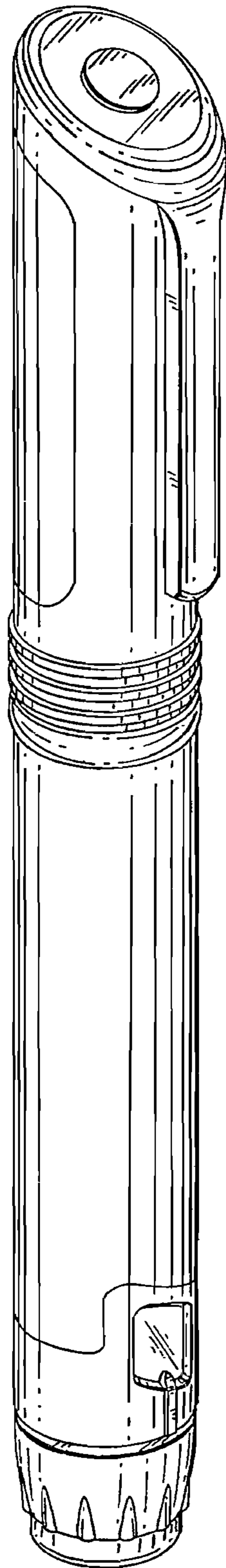


FIG. 1

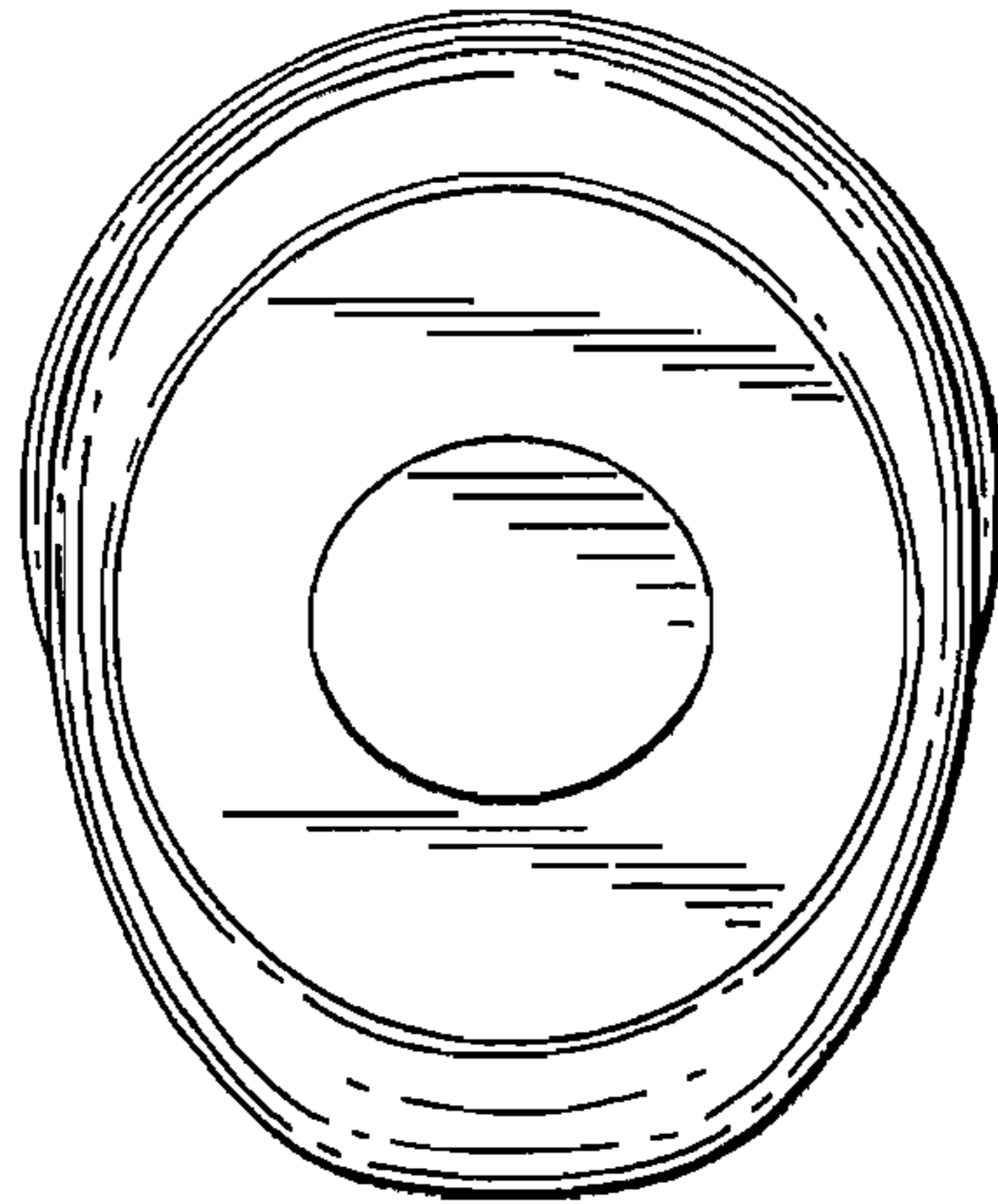


FIG. 2

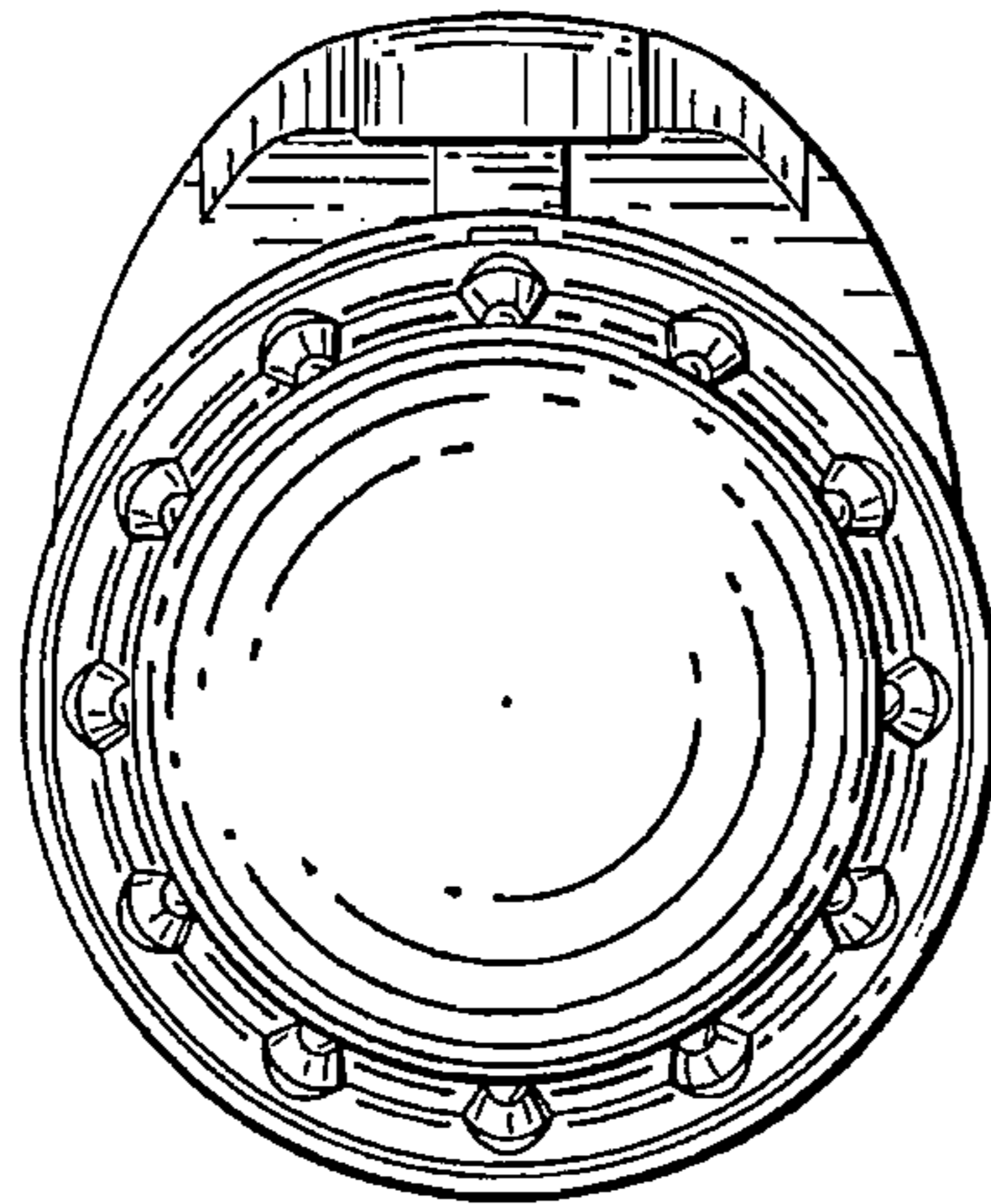


FIG. 7




FIG. 3




FIG. 4




FIG. 5




FIG. 6