



US00D688770S

(12) **United States Design Patent**  
**Richards**

(10) **Patent No.:** **US D688,770 S**

(45) **Date of Patent:** **\*\* Aug. 27, 2013**

(54) **HAND TOOL**

(76) Inventor: **Charles Richards**, Asheboro, NC (US)

(\*\*) Term: **14 Years**

(21) Appl. No.: **29/429,248**

(22) Filed: **Aug. 8, 2012**

(51) **LOC (9) Cl.** ..... **22-02**

(52) **U.S. Cl.**  
USPC ..... **D22/118**

(58) **Field of Classification Search**  
USPC ..... D22/117-120, 199; D8/1, 9, 12,  
D8/105; 30/123.3, 125, 165; 446/197  
See application file for complete search history.

(56) **References Cited**

U.S. PATENT DOCUMENTS

D132,419 S 2/1942 Brown  
D138,570 S \* 8/1944 Huff ..... D22/118

D143,228 S \* 12/1945 Levering ..... D22/118  
2,826,859 A \* 3/1958 Shaffer ..... 446/197  
D364,659 S 11/1995 Choi ..... D21/145  
D390,304 S 2/1998 Thompson ..... D22/118  
D650,867 S 12/2011 Mueller ..... D21/568  
D655,355 S \* 3/2012 Hsu ..... D21/679

\* cited by examiner

*Primary Examiner* — Catheri Oliver-Garcia

(74) *Attorney, Agent, or Firm* — MacCord Mason PLLC

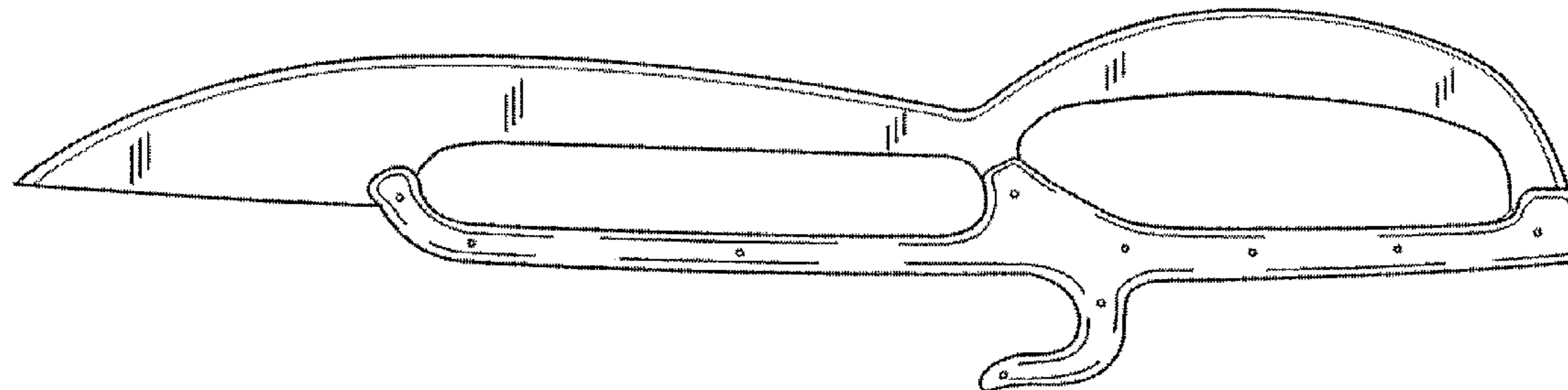
(57) **CLAIM**

The ornamental design for a hand tool, as shown and described.

**DESCRIPTION**

FIG. 1 is a right side view of a first embodiment of a hand tool showing my new design; FIG. 2 is a left side view of the tool of FIG. 1; and, FIG. 3 is an end perspective view of the tool of FIG. 1.

**1 Claim, 2 Drawing Sheets**



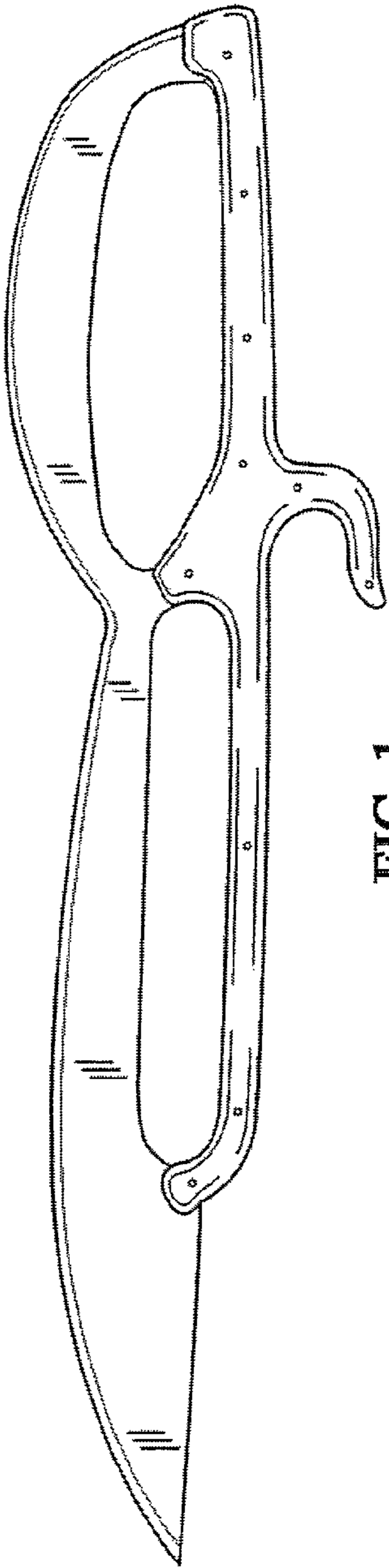


FIG. 1

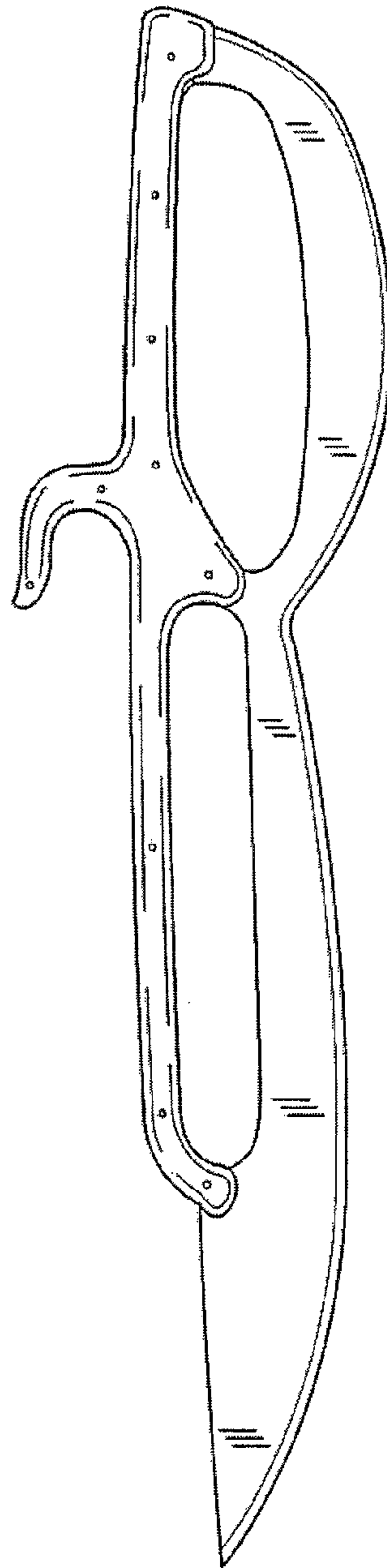


FIG. 2

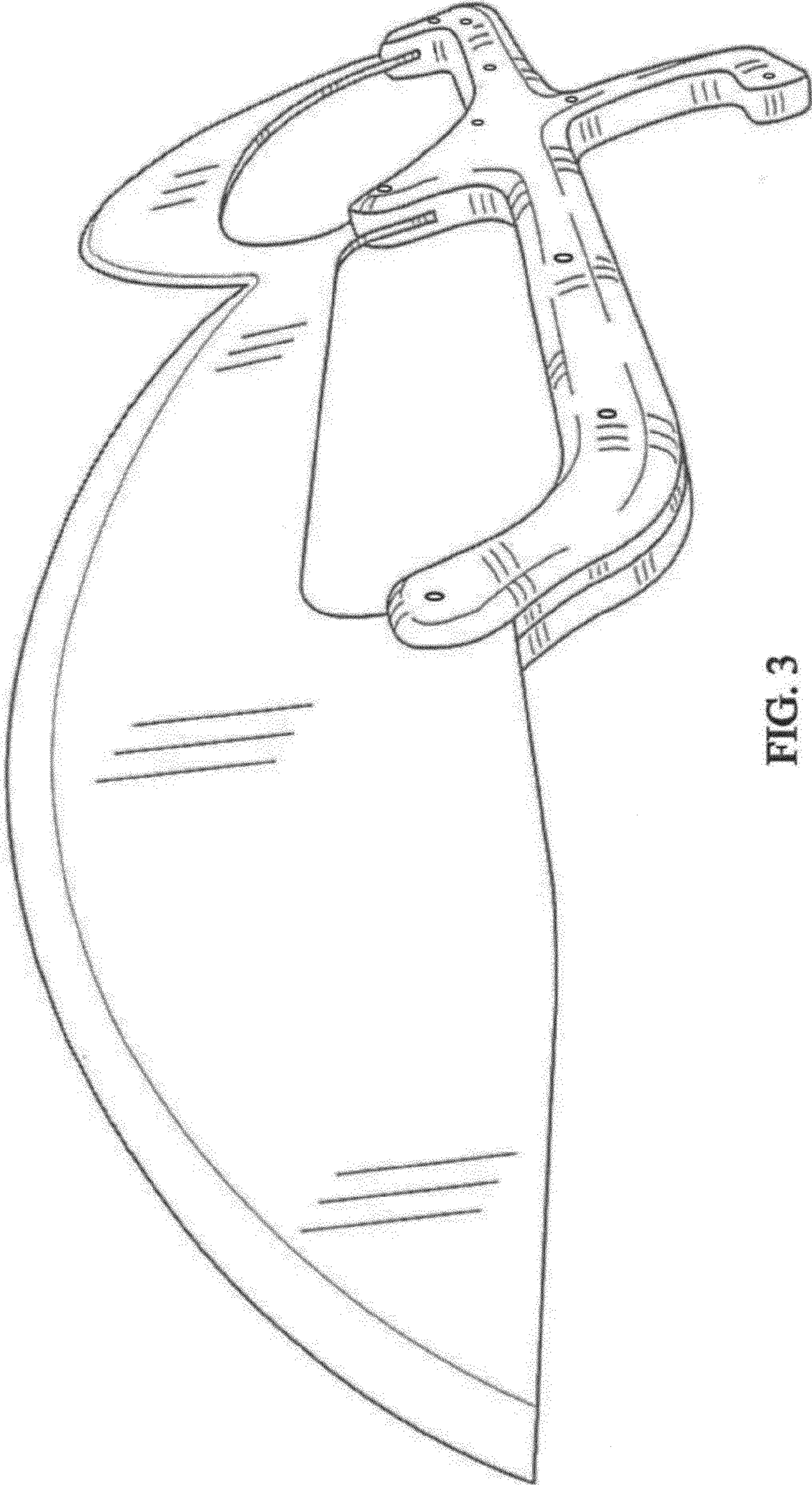


FIG. 3