



US00D688752S

(12) **United States Design Patent**  
**Stratton**

(10) **Patent No.:** **US D688,752 S**

(45) **Date of Patent:** **\*\* Aug. 27, 2013**

(54) **GAME BOARD**

(76) Inventor: **Larry R. Stratton**, Fort Leavenworth,  
KS (US)

(\*\*) Term: **14 Years**

(21) Appl. No.: **29/412,987**

(22) Filed: **Feb. 9, 2012**

(51) **LOC (9) Cl.** ..... **21-01**

(52) **U.S. Cl.**  
USPC ..... **D21/341**

(58) **Field of Classification Search**  
USPC ..... D21/376-384, 490, 502; 273/236-287,  
273/288-291

See application file for complete search history.

(56) **References Cited**

**U.S. PATENT DOCUMENTS**

D155,323	S	*	9/1949	Pogue	.....	D21/346
D156,222	S	*	11/1949	Eaton	.....	D21/341
3,166,325	A	*	1/1965	First	.....	273/243
D422,645	S	*	4/2000	Albert et al.	.....	D21/342

D631,099 S \* 1/2011 Coryell ..... D21/362

\* cited by examiner

*Primary Examiner* — George D Kirschbaum

(74) *Attorney, Agent, or Firm* — Erickson Kernell  
Derousseau & Kleypas, LLC

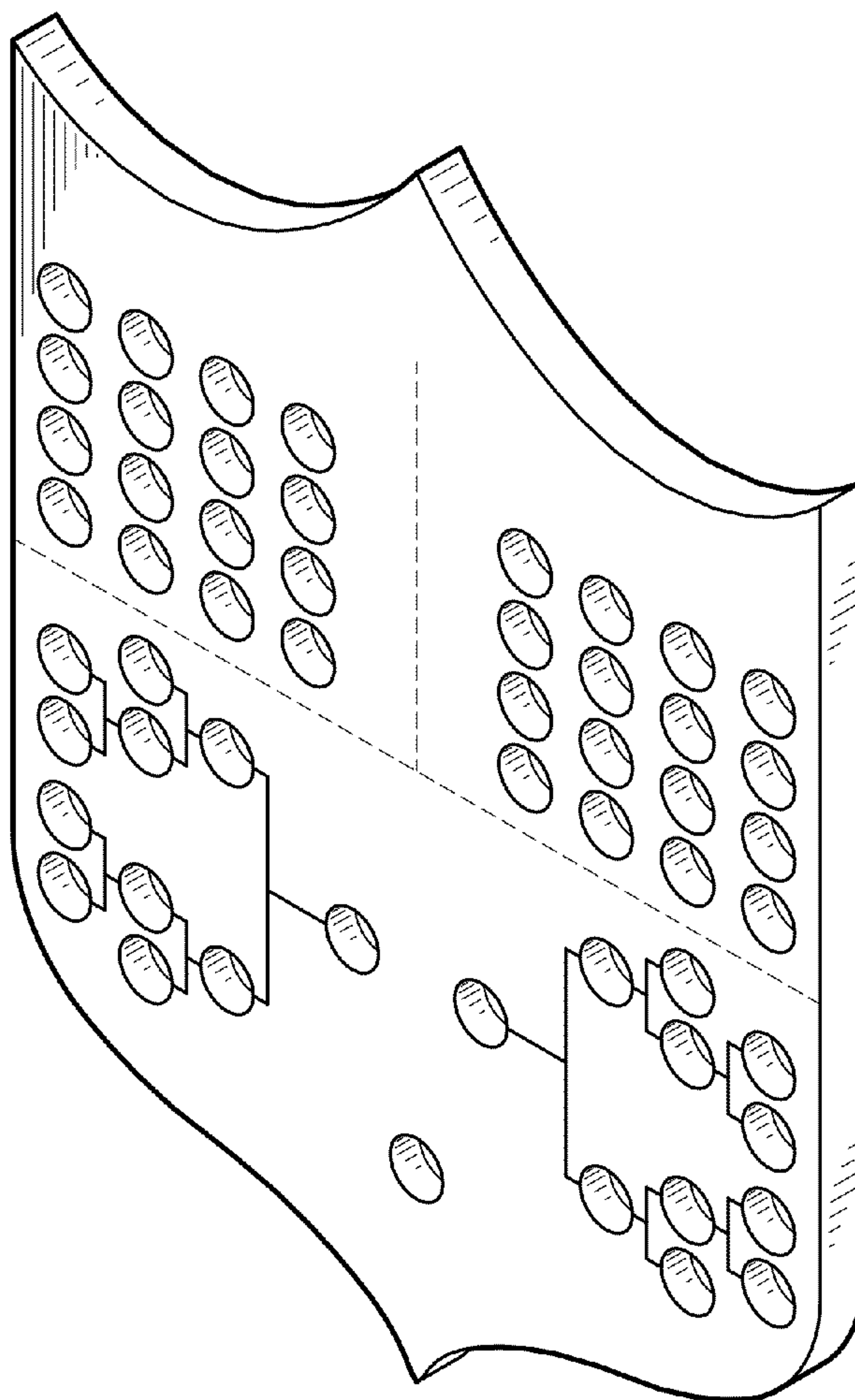
(57) **CLAIM**

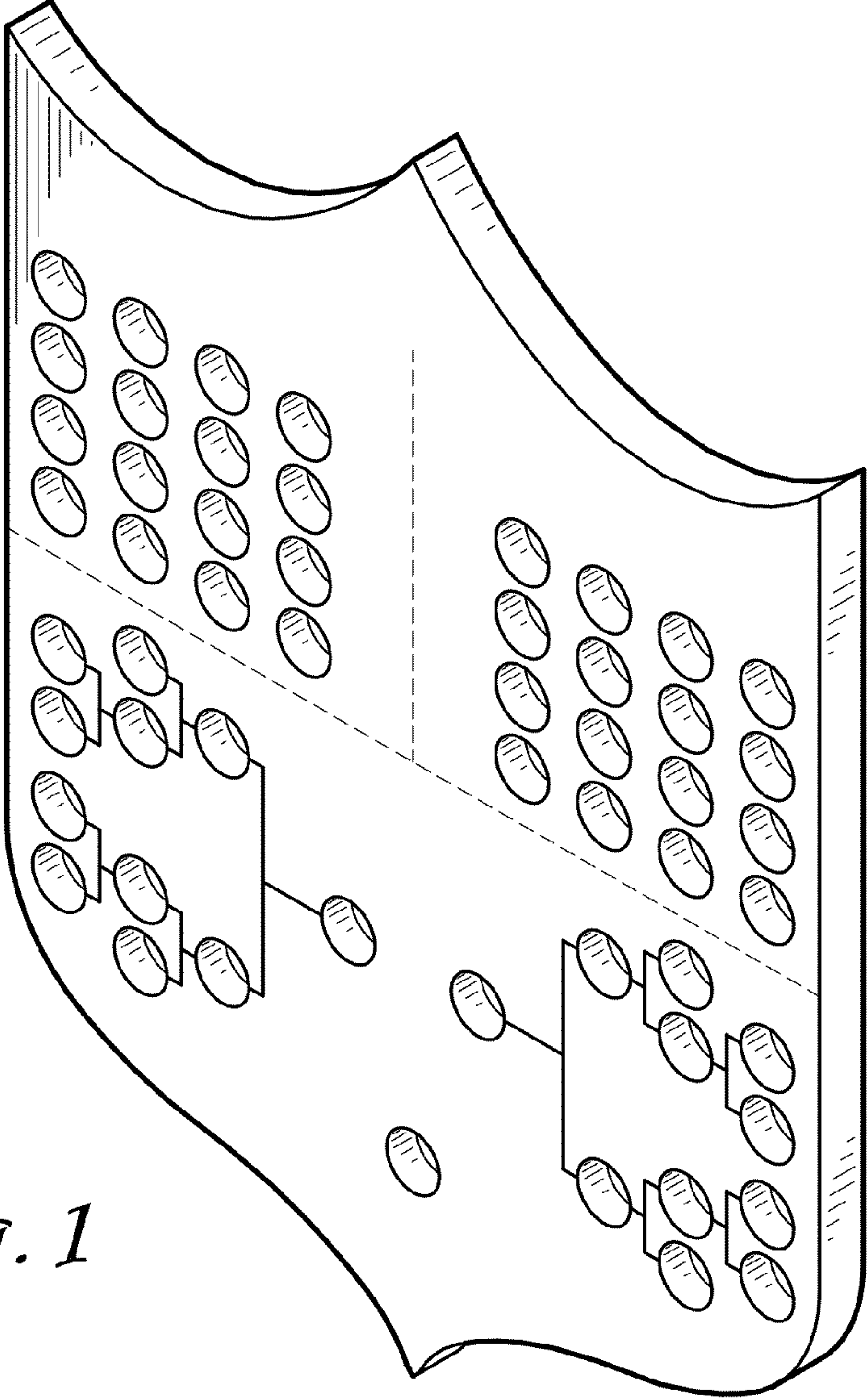
The ornamental design for a game board, as shown and described.

**DESCRIPTION**

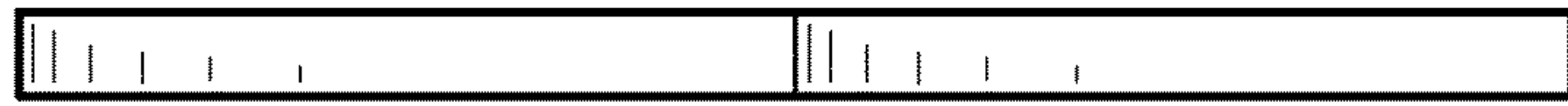
FIG. 1 is a perspective view of an ornamental design for a game board;  
FIG. 2 is a top view thereof;  
FIG. 3 is a front elevational view thereof;  
FIG. 4 is a side view thereof;  
FIG. 5 is a bottom view thereof; and,  
FIG. 6 is a back view thereof.  
The broken lines in FIGS. 1 and 3 are for illustrative purposes only and form no part of the design.

**1 Claim, 3 Drawing Sheets**

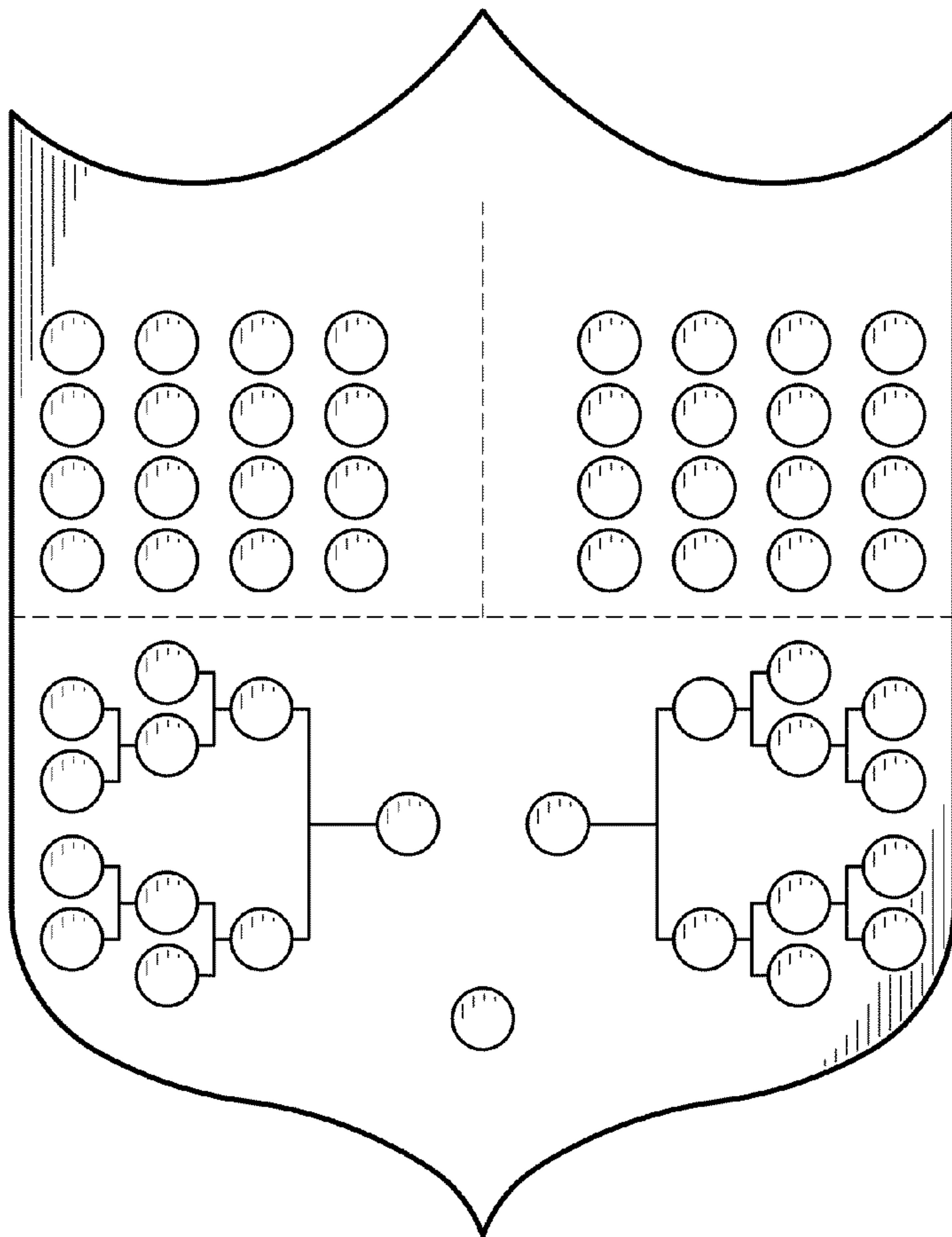




*Fig. 1*



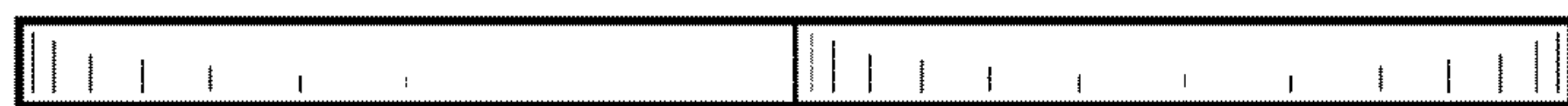
*Fig. 2*




*Fig. 3*



*Fig. 4*



*Fig. 5*



*Fig. 6*