



US00D688733S

(12) **United States Design Patent**
Harris

(10) **Patent No.:** **US D688,733 S**

(45) **Date of Patent:** **** Aug. 27, 2013**

(54) **PLECTRUM**

(75) **Inventor:** **Labi Harris, Delahey (AU)**

(73) **Assignee:** **Nicoz Trading Pty Ltd, Victoria (AU)**

(**) **Term:** **14 Years**

(21) **Appl. No.:** **29/400,856**

(22) **Filed:** **Sep. 1, 2011**

(30) **Foreign Application Priority Data**

Mar. 2, 2011 (AU) 10803/2011

(51) **LOC (9) Cl.** **17-03**

(52) **U.S. Cl.**
USPC **D17/20**

(58) **Field of Classification Search**
USPC D17/18, 20, 99; 84/22, 258, 320-322,
84/453
See application file for complete search history.

(56) **References Cited**

U.S. PATENT DOCUMENTS

D215,029	S	*	8/1969	Gardsby	D17/20
D260,529	S	*	9/1981	Pearse	D17/20
4,347,773	A	*	9/1982	Zook	84/322
4,625,615	A	*	12/1986	Lukehart	84/322
D302,562	S	*	8/1989	Pearse	D17/20
D310,233	S	*	8/1990	Farnell, Jr.	D17/20
D317,617	S	*	6/1991	Mutti	D17/20
D489,773	S	*	5/2004	Manville	D21/484

D588,628	S	*	3/2009	Key	D17/20
D603,449	S	*	11/2009	Whetstine	D17/20
D607,920	S	*	1/2010	Bartel	D17/20
7,718,874	B2	*	5/2010	Cheok	84/320
7,786,362	B1	*	8/2010	Whetstine	84/320
7,825,315	B1	*	11/2010	King	84/322
8,178,767	B1	*	5/2012	King	84/322
D672,385	S	*	12/2012	Goad	D17/20

* cited by examiner

Primary Examiner — Ian Simmons

Assistant Examiner — Carissa C Fitts

(74) *Attorney, Agent, or Firm* — The Farrell Law Firm, P.C.

(57) **CLAIM**

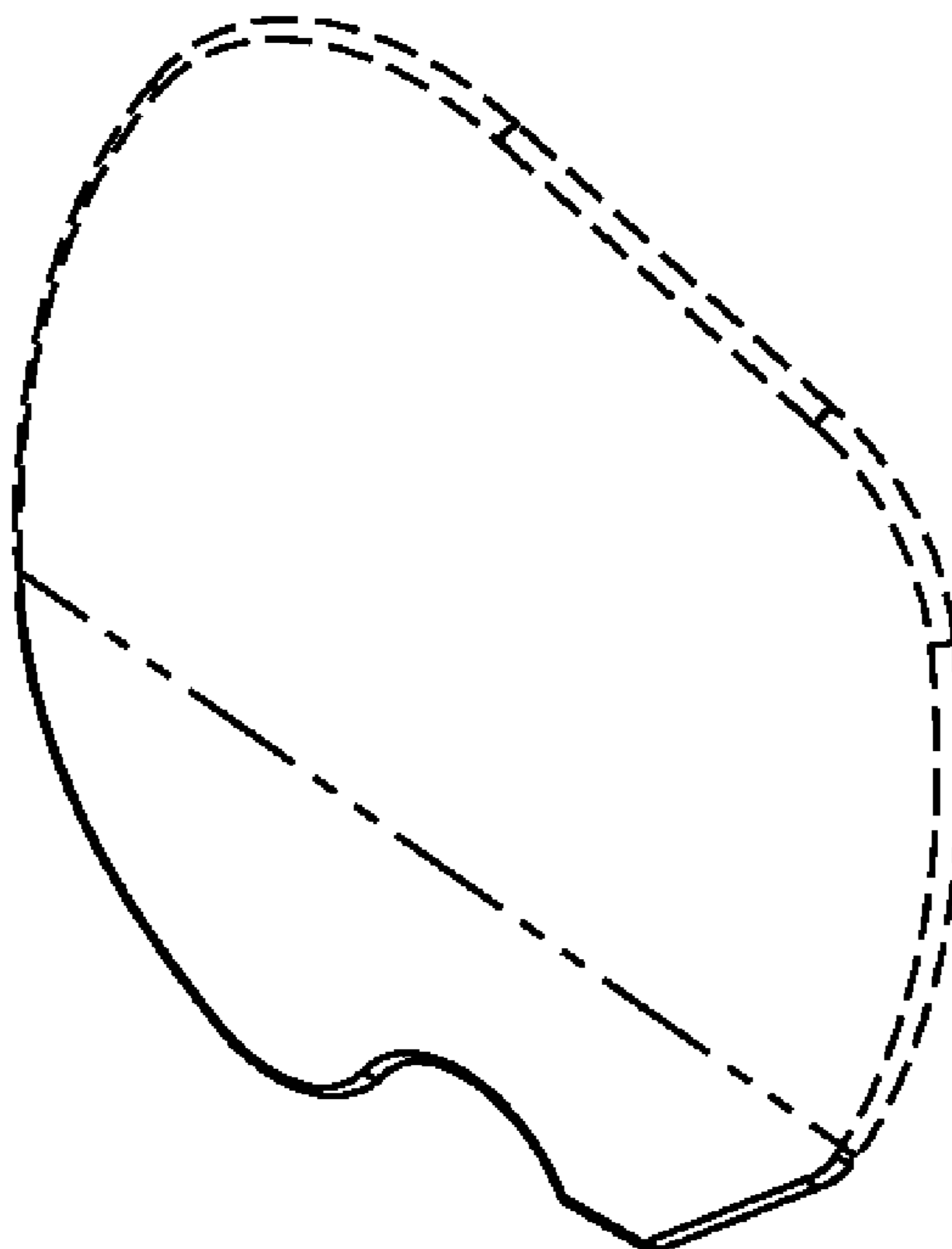
The ornamental design for a plectrum, as shown and described.

DESCRIPTION

FIG. 1 is a front perspective view of a plectrum, showing my new design;
FIG. 2 is a front view of the plectrum;
FIG. 3 is a rear view of the plectrum;
FIG. 4 is a left-side view of the plectrum;
FIG. 5 is a right-side view of the plectrum;
FIG. 6 is a top view of the plectrum; and,
FIG. 7 is a bottom view of the plectrum.

The broken line showing is for environmental purposes only and forms no part of the claimed design. The dot-dashed line is intended as a boundary line and forms no part of the claimed design.

1 Claim, 5 Drawing Sheets



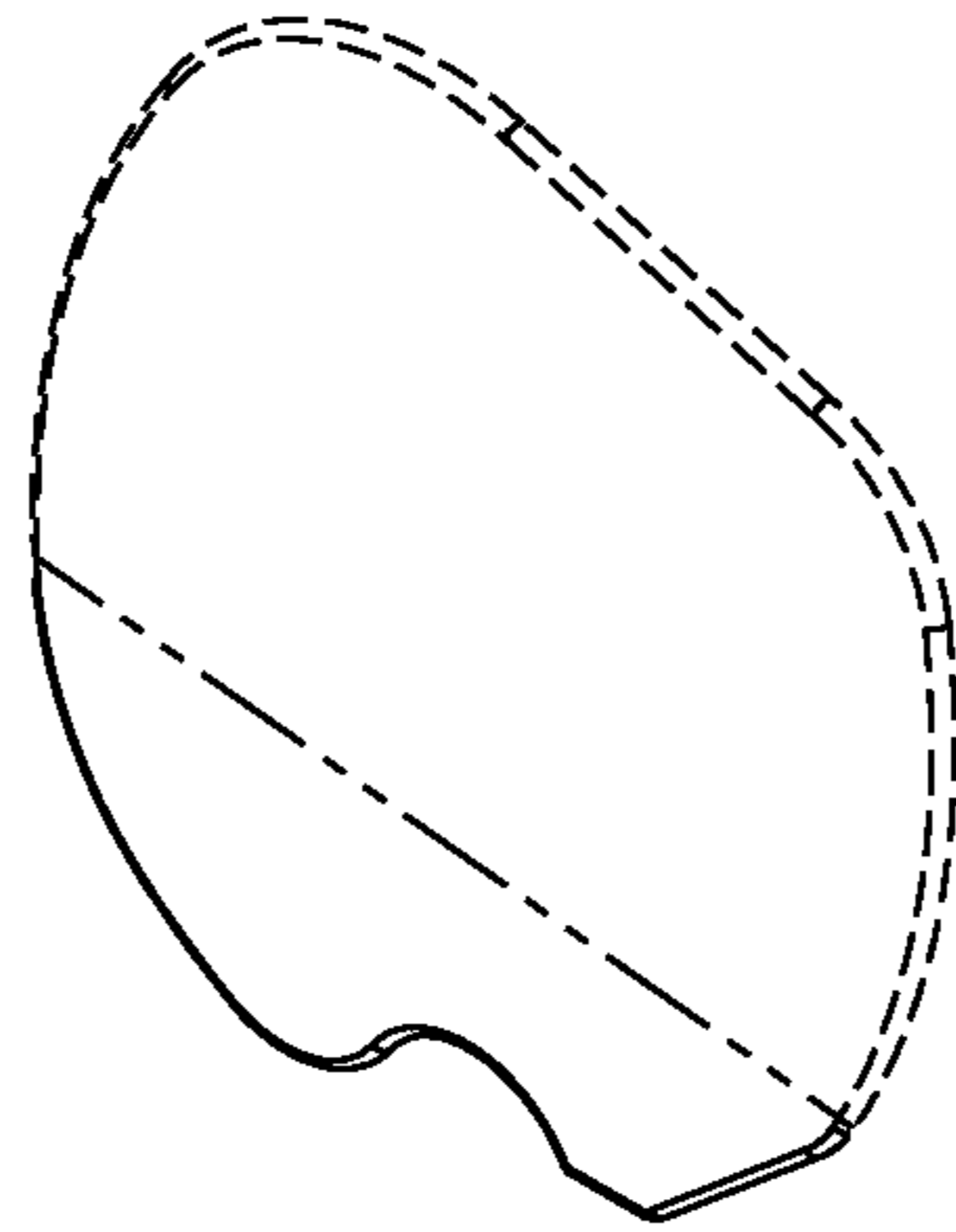


FIG 1

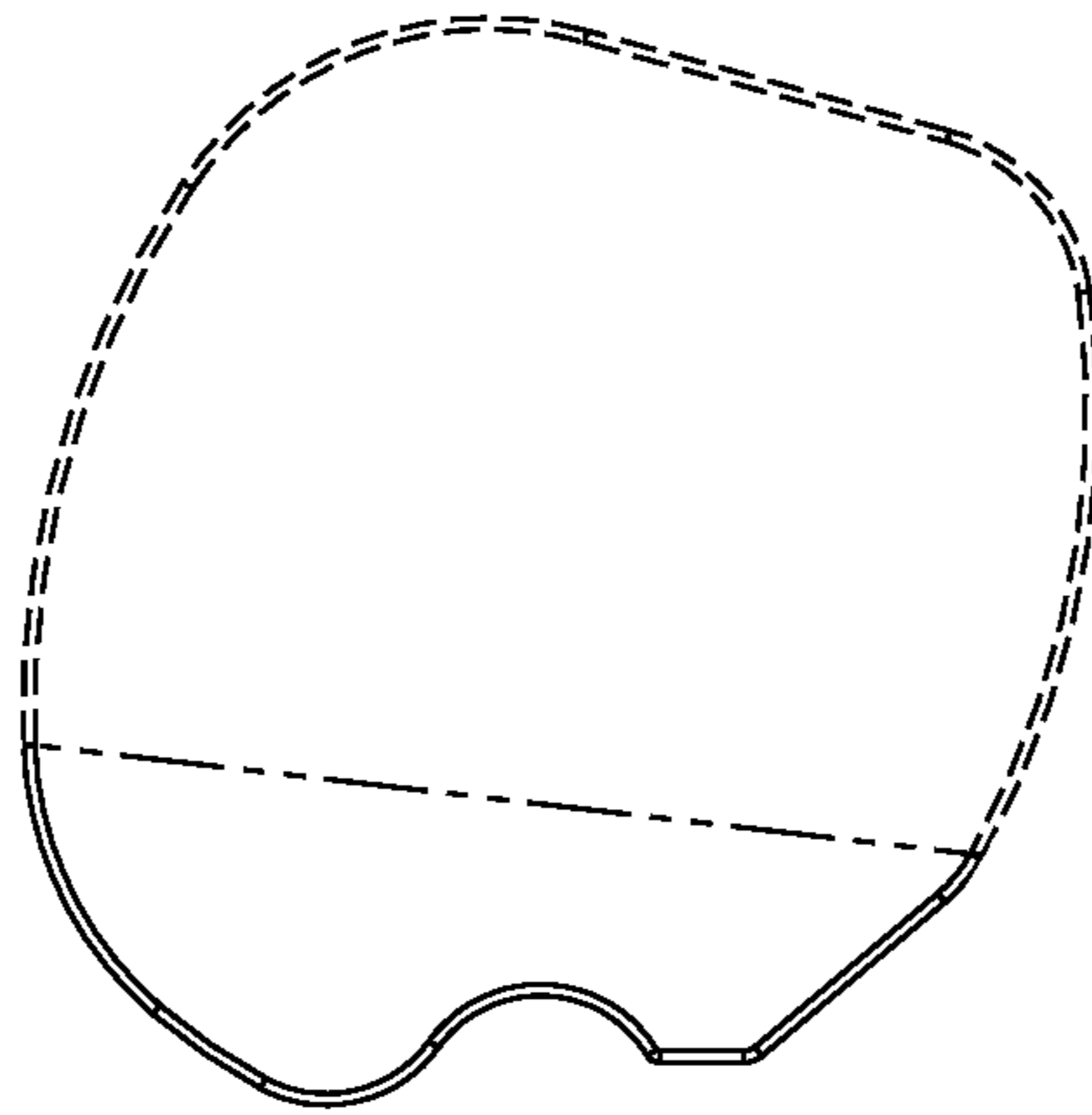


FIG 2

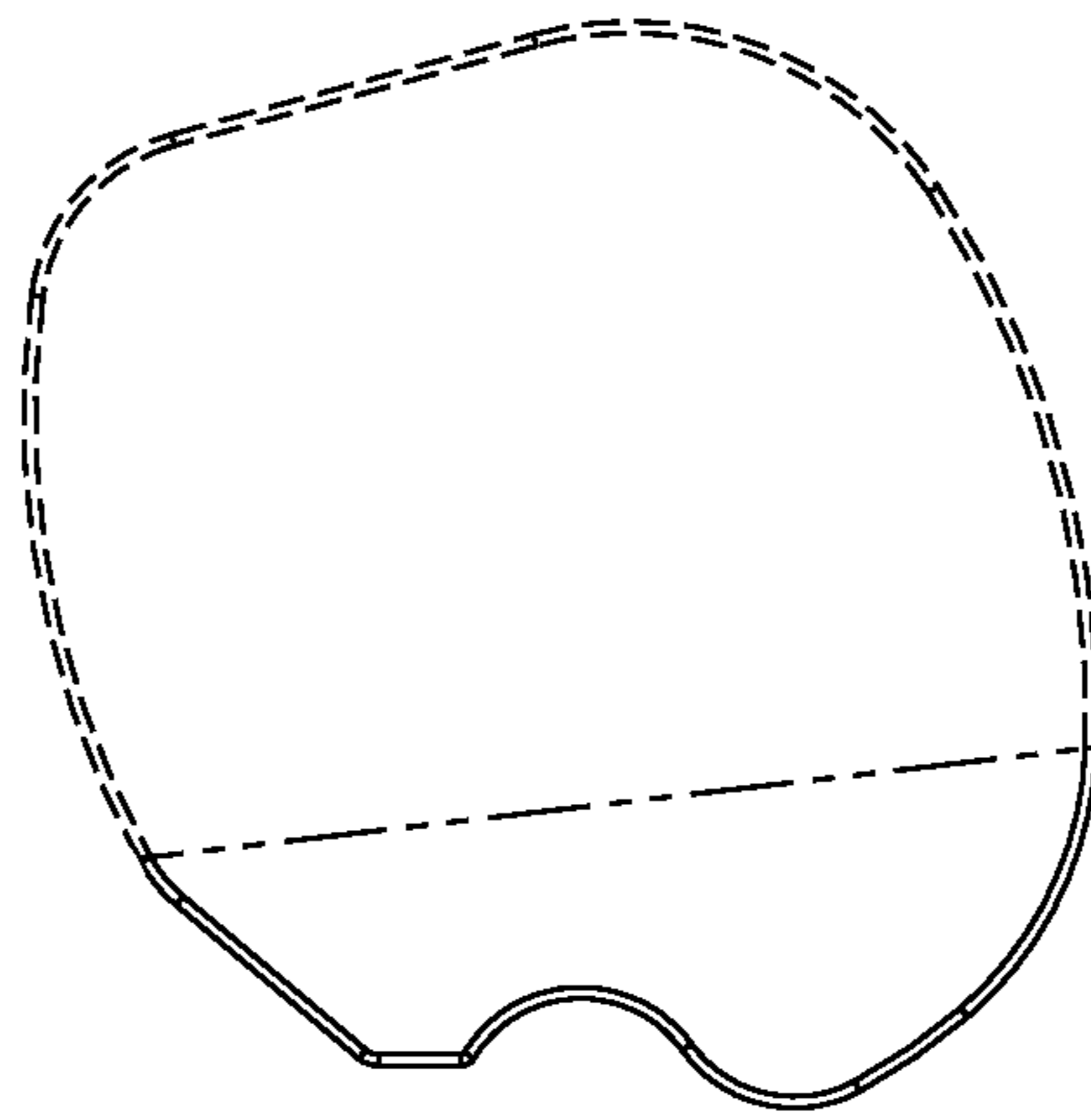


FIG 3



FIG 4

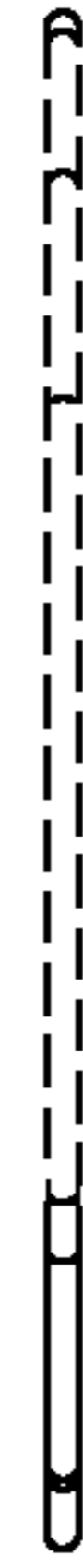


FIG 5




FIG 6




FIG 7