



US00D688671S

(12) **United States Design Patent**  
**Avganim**

(10) **Patent No.:** **US D688,671 S**

(45) **Date of Patent:** **\*\* Aug. 27, 2013**

(54) **LAPTOP BASE**

(76) Inventor: **Meir Avganim**, Gealya (IL)

(\*\*) Term: **14 Years**

(21) Appl. No.: **29/430,252**

(22) Filed: **Aug. 23, 2012**

(51) **LOC (9) CI.** ..... **08-07**

(52) **U.S. CI.**  
USPC ..... **D14/447**

(58) **Field of Classification Search**  
USPC ..... D14/432, 433, 434, 439, 440, 451,  
D14/452, 239, 217, 224.1, 251, 252, 253,  
D14/457, 458, 459, 460, 461; D6/406.1,  
D6/406.2, 406.3, 406.4, 406.5, 406.6;  
361/679.06, 679.21, 679.22, 679.24, 679.26,  
361/679.27, 679.28, 679.3, 679.55, 679.56,  
361/709; 248/917-924, 133, 136, 139, 150,  
248/176.1, 188.6; D13/108, 110  
See application file for complete search history.

(56) **References Cited**

**U.S. PATENT DOCUMENTS**

D288,097 S \* 2/1987 Harter et al. .... D14/457  
D506,204 S \* 6/2005 Bain ..... D14/451  
D508,697 S \* 8/2005 Crawford et al. .... D14/457

D529,915 S \* 10/2006 Scicluna et al. .... D14/439  
D563,114 S \* 3/2008 Pegg ..... D6/406.1  
D579,455 S \* 10/2008 Chu ..... D14/447  
D583,821 S \* 12/2008 Richter ..... D14/447  
D637,599 S \* 5/2011 Liao ..... D14/447  
D637,601 S \* 5/2011 Symons ..... D14/447  
D653,669 S \* 2/2012 Kim et al. .... D14/447  
D661,308 S \* 6/2012 Capozzoli, II ..... D14/447  
D673,571 S \* 1/2013 Akana et al. .... D14/447  
D682,282 S \* 5/2013 Steinfeld ..... D14/447

\* cited by examiner

*Primary Examiner* — Angela J Lee

(74) *Attorney, Agent, or Firm* — Ostrolenk Faber LLP

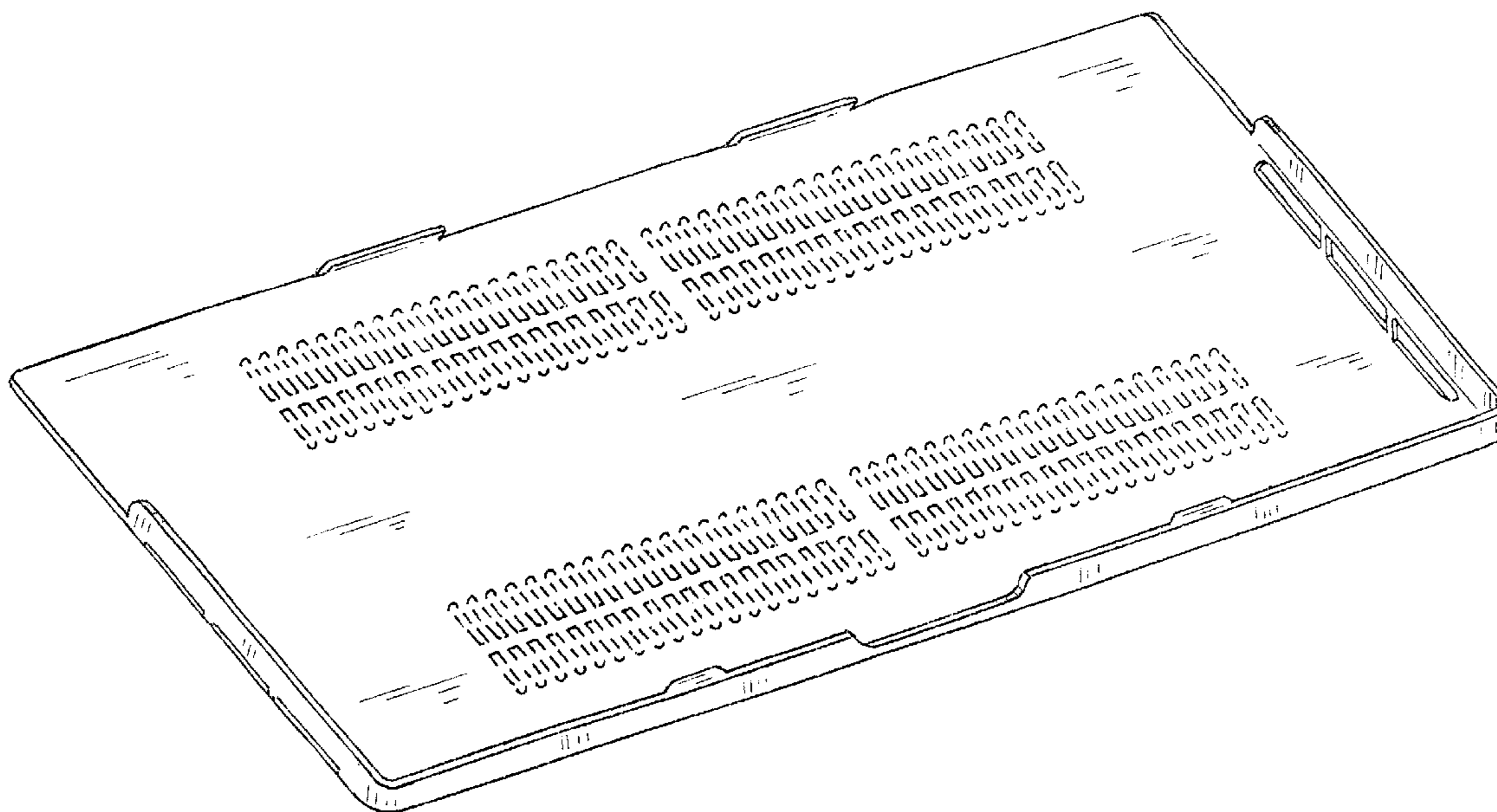
(57) **CLAIM**

The ornamental design for laptop base, as shown and described.

**DESCRIPTION**

FIG. 1 is a perspective of the laptop cover of the invention.  
FIG. 2 is a front view of FIG. 1.  
FIG. 3 is a rear view of FIG. 1.  
FIG. 4 is a right side view of FIG. 1 with the left side view being symmetrical.  
FIG. 5 is an elevational front view of FIG. 1; and,  
FIG. 6 is an elevational rear view of FIG. 1.  
The broken lines shown in the drawings represent portions of the laptop base that form no part of the claimed design.

**1 Claim, 4 Drawing Sheets**



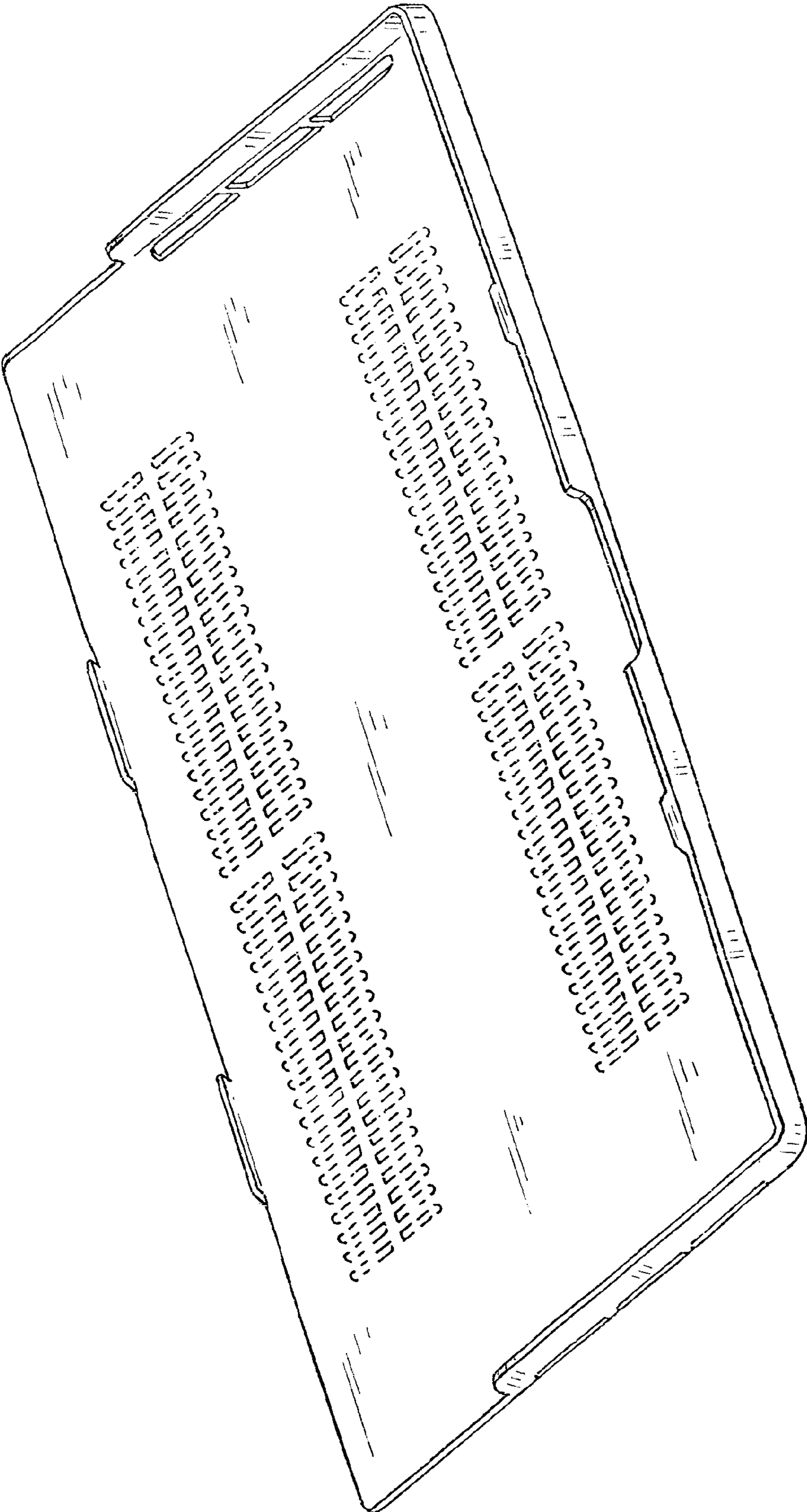


FIG. 1




FIG. 2

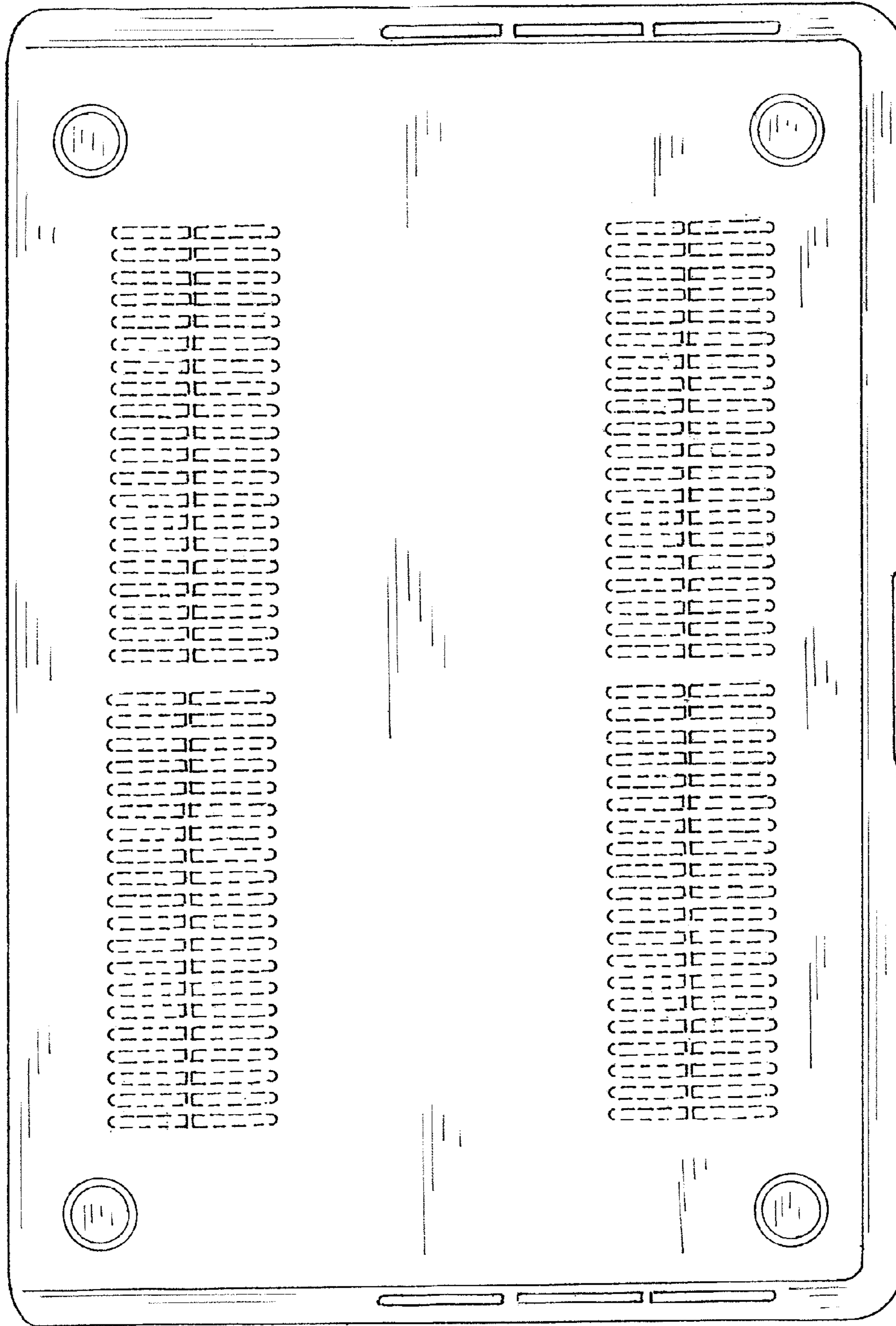


FIG. 3

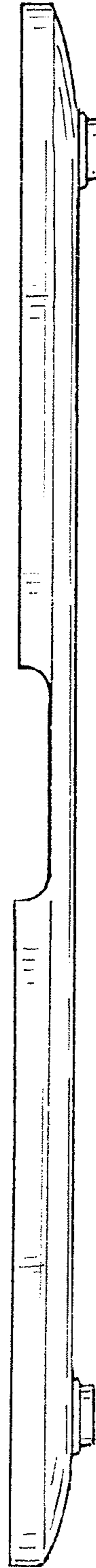
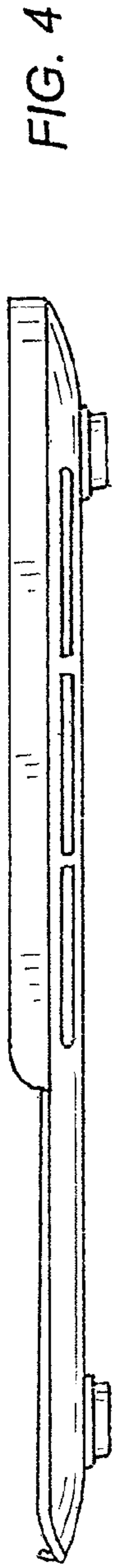


FIG. 5




FIG. 6