

US00D688659S

(12) **United States Design Patent**
Yusef

(10) **Patent No.:** **US D688,659 S**

(45) **Date of Patent:** **** *Aug. 27, 2013**

(54) **COMPUTER**

(76) Inventor: **Passam Yusef**, Valencia (VE)

(*) Notice: This patent is subject to a terminal disclaimer.

(**) Term: **14 Years**

(21) Appl. No.: **29/418,530**

(22) Filed: **Apr. 17, 2012**

(51) **LOC (9) Cl.** **14-02**

(52) **U.S. Cl.**
USPC **D14/335**

(58) **Field of Classification Search**
USPC D14/371-375, 125-129, 331, 334-337;
341/12; 345/104, 156, 168, 173; 348/180,
348/184, 325, 739; 349/1, 2, 11, 62;
361/679.05-679.09, 679.21, 679.55; D6/300,
D6/308

See application file for complete search history.

(56) **References Cited**

U.S. PATENT DOCUMENTS

D319,435	S	*	8/1991	Brown	D14/336
D430,870	S	*	9/2000	Maruyama et al.	D14/331
6,654,235	B2	*	11/2003	Imsand	361/679.09
D504,426	S	*	4/2005	Shoda et al.	D14/336
D541,278	S	*	4/2007	Hsu et al.	D14/375
7,440,267	B2	*	10/2008	Tatsukami et al.	361/679.55
D599,792	S	*	9/2009	Lin	D14/331
D631,042	S	*	1/2011	Chen	D14/337
D647,898	S	*	11/2011	Haller et al.	D14/336

* cited by examiner

Primary Examiner — Freda S Nunn

(74) *Attorney, Agent, or Firm* — Furr Law Firm; Jeffrey M. Furr, Esq.

(57) **CLAIM**

The ornamental design for a computer, as shown.


DESCRIPTION

FIG. 1 is a front left view of the computer showing my new design;

FIG. 2 is a back left view thereof; and,

FIG. 3 is a left side view thereof.

1 Claim, 3 Drawing Sheets






Figure 1




Figure 2




Figure 3