

US00D688658S

(12) **United States Design Patent**
Lee et al.

(10) **Patent No.:** **US D688,658 S**
(45) **Date of Patent:** **** Aug. 27, 2013**

(54) **PORTABLE ELECTRONIC DEVICE**

(71) Applicant: **ASUSTeK Computer Inc.**, Taipei (TW)

(72) Inventors: **Chun-Lun Lee**, Taipei (TW); **Shu-Chun Hsiao**, Taipei (TW); **Hsin-Wen Tsai**, Taipei (TW); **Shun-Lung Wang**, Taipei (TW); **Chia-Chang Tsui**, Taipei (TW)

(73) Assignee: **ASUSTek Computer Inc.**, Taipei (TW)

(**) Term: **14 Years**

(21) Appl. No.: **29/447,701**

(22) Filed: **Mar. 6, 2013**

Related U.S. Application Data

(63) Continuation of application No. 29/404,276, filed on Oct. 18, 2011, now Pat. No. Des. 681,031.

(51) **LOC (9) Cl.** **14-02**

(52) **U.S. Cl.**
USPC **D14/327**

(58) **Field of Classification Search**
USPC . D14/315-327; D18/1, 2, 7, 11; 235/145 A, 235/145 R; 341/22, 23; 345/104, 156, 168, 345/169, 173; 361/679.08, 679.09, 679.11-679.17, 679.26, 361/679.27; 455/566

See application file for complete search history.

(56) **References Cited**

U.S. PATENT DOCUMENTS

5,477,129 A 12/1995 Myslinski
6,073,187 A 6/2000 Jacobs et al.

6,744,623 B2 6/2004 Numano et al.
7,035,665 B2 4/2006 Kido et al.
7,110,248 B2 9/2006 Weng et al.
D556,192 S * 11/2007 Jeong et al. D14/327
D559,247 S 1/2008 Kawase
7,403,378 B2 7/2008 Lo et al.
D574,378 S 8/2008 Andre et al.
D616,881 S 6/2010 Andre et al.

* cited by examiner

Primary Examiner — Freda S Nunn

(74) *Attorney, Agent, or Firm* — Muncy, Geissler, Olds & Lowe, PLLC

(57) **CLAIM**

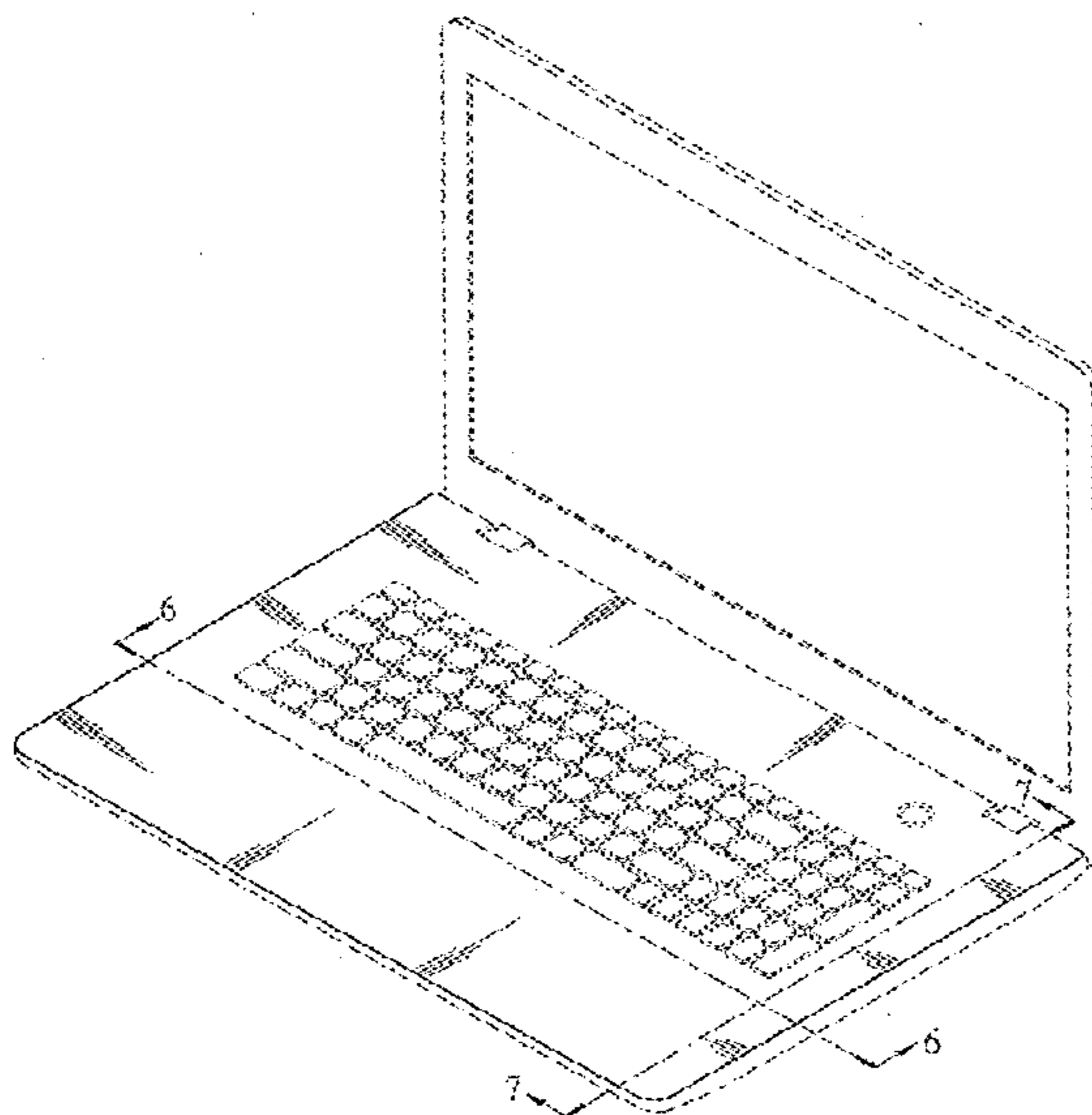
The ornamental design for a portable electronic device, as shown and described.

DESCRIPTION

FIG. 1 is a perspective view of a portable electronic device showing our new design;
FIG. 2 is a front elevational view thereof;
FIG. 3 is a left side elevational view thereof;
FIG. 4 is a right side elevational view thereof;
FIG. 5 is a top plan view thereof;
FIG. 6 is a cross-sectional view taken along line 6-6 of FIG. 1;
FIG. 7 is a cross-sectional view taken along line 7-7 of FIG. 1; and,
FIG. 8 is an enlarged view of a portion of the portable electronic device of FIG. 3 taken generally from circle 8 of FIG. 3.

The broken lines shown in figures illustrate environmental structures and form no part of the claimed design.

1 Claim, 7 Drawing Sheets



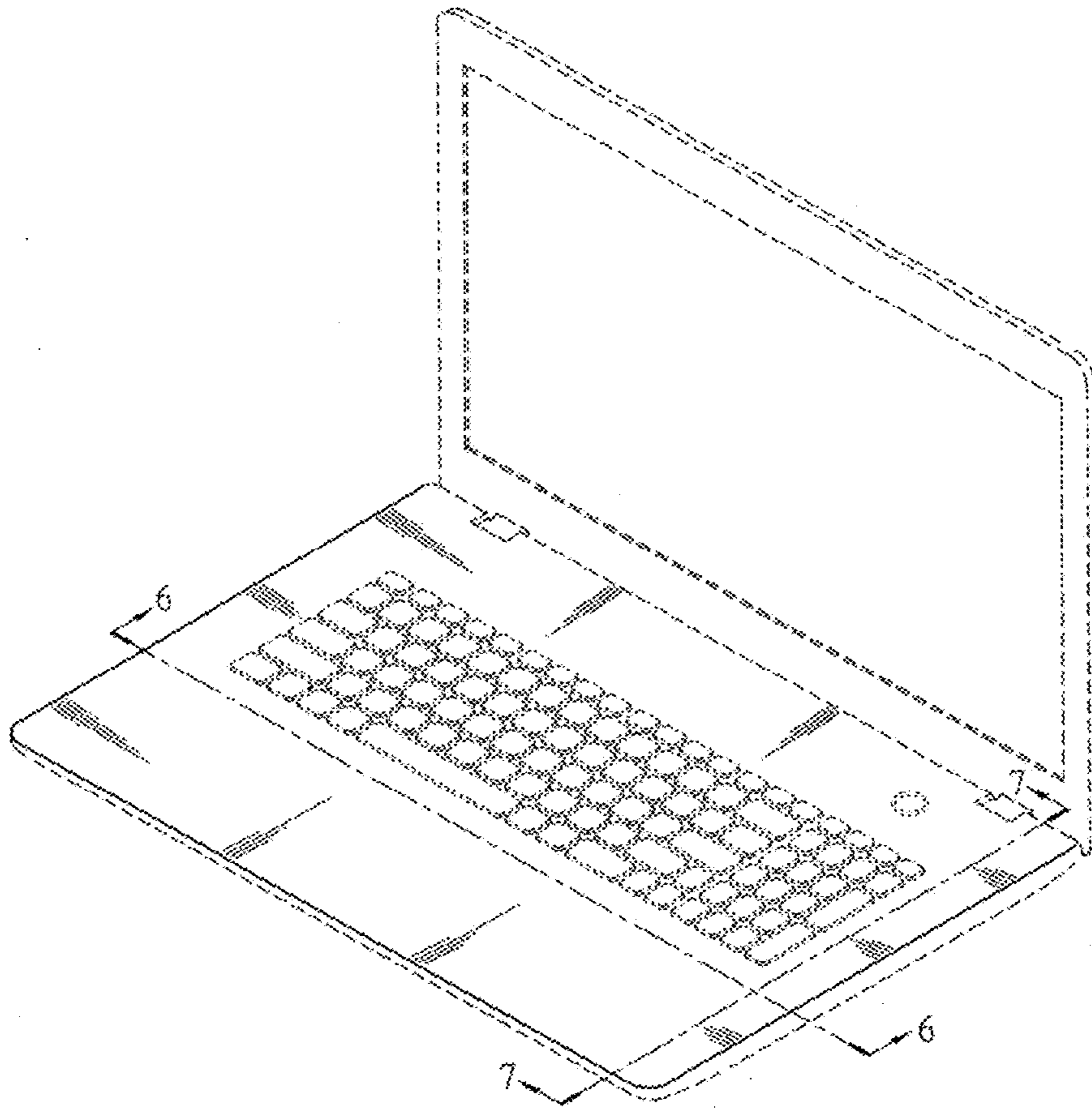


FIG.1




FIG.2

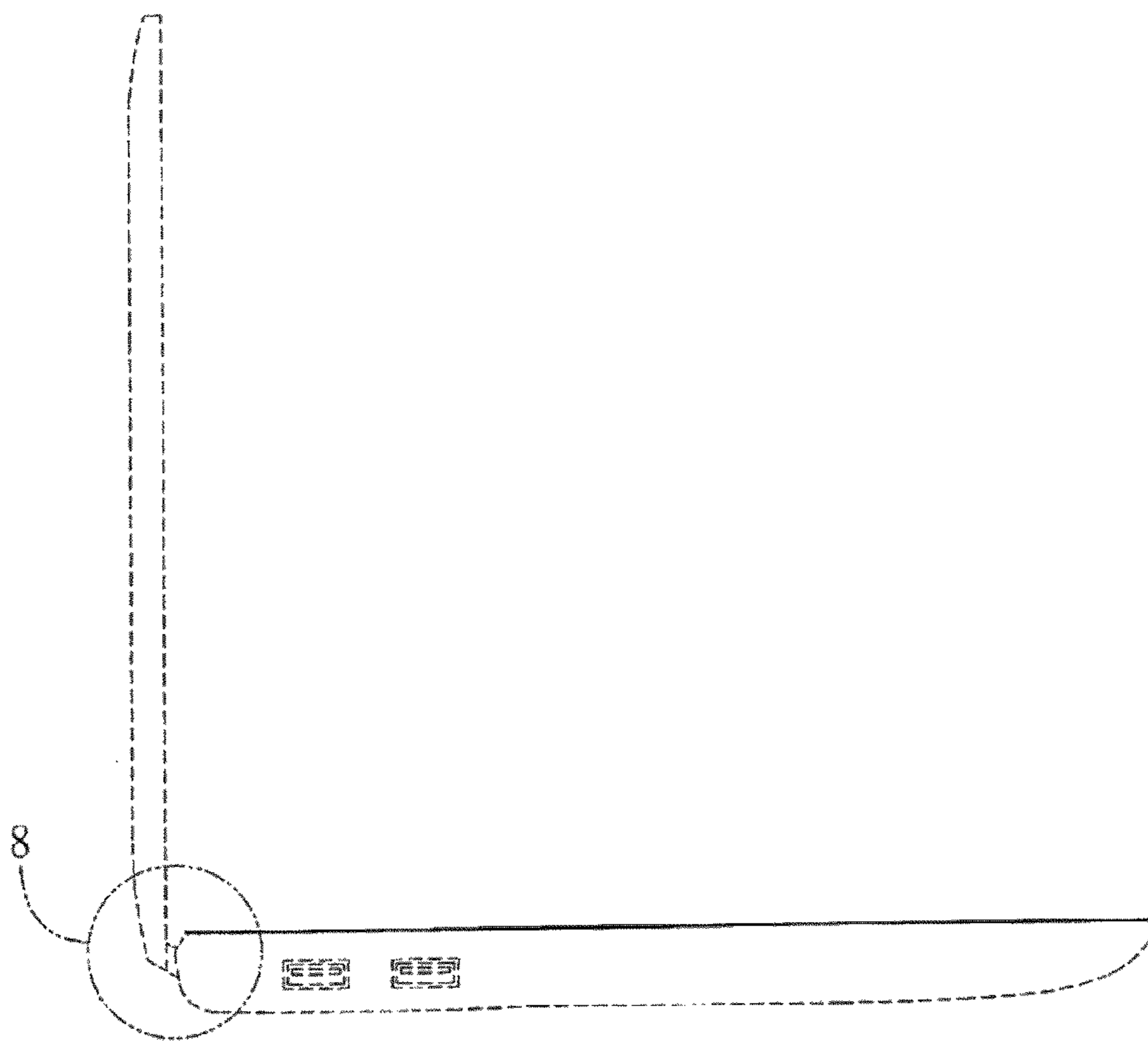


FIG.3




FIG.4

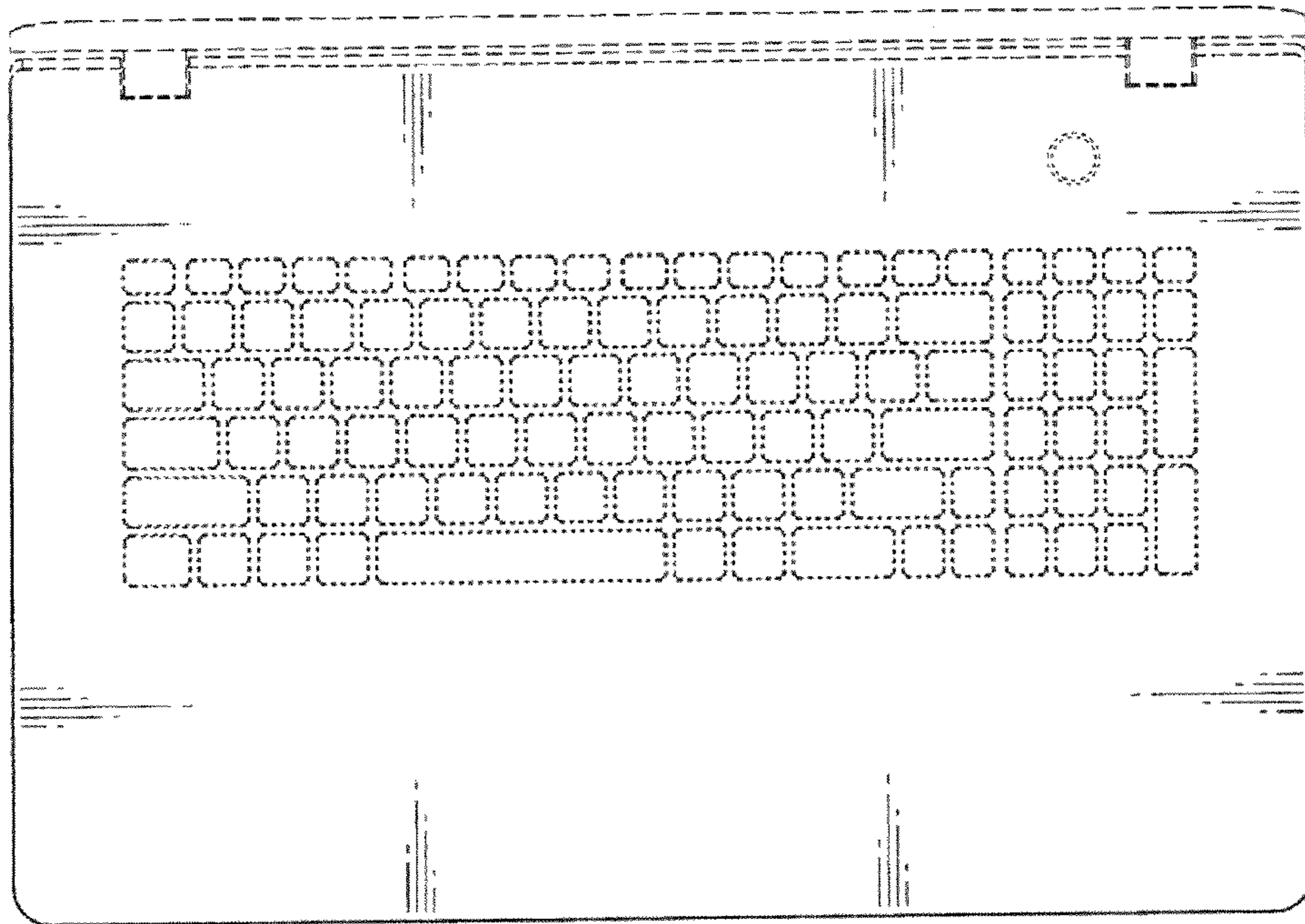


FIG.5




FIG. 6




FIG. 7

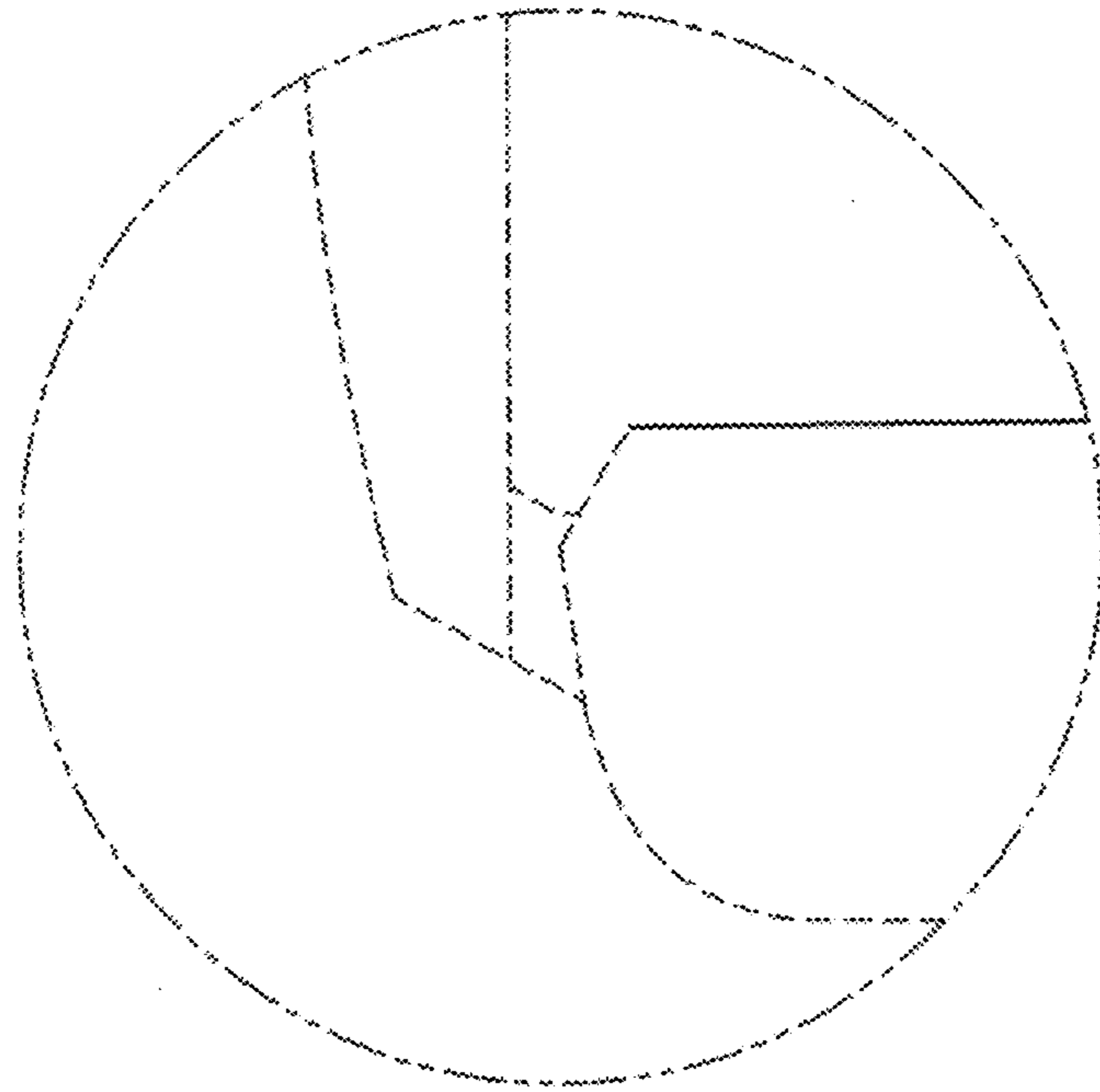


FIG.8