



US00D688654S

(12) **United States Design Patent**
Stevinson

(10) **Patent No.:** **US D688,654 S**

(45) **Date of Patent:** **** Aug. 27, 2013**

(54) **PEEL TYPE EARPHONE STORAGE CASE**

2010/0096284 A1 4/2010 Van Bau

(76) Inventor: **Dean Stevenson**, Centennial, CO (US)

* cited by examiner

(**) Term: **14 Years**

Primary Examiner — Raphael Barkai
Assistant Examiner — Randall Gholson

(21) Appl. No.: **29/409,535**

(74) *Attorney, Agent, or Firm* — Lathrop & Gage LLP

(22) Filed: **Dec. 23, 2011**

(57) **CLAIM**

(51) **LOC (9) Cl.** **14-03**

The ornamental design for a peel type earphone storage case, as shown and described.

(52) **U.S. Cl.**

USPC **D14/250**

(58) **Field of Classification Search**

DESCRIPTION

USPC D14/250–253, 440, 203.3–203.7,
D14/217, 496, 248, 238.1, 240, 447; D3/201,
D3/218, 269, 301, 273, 303, 103, 247;
D13/103, 107–108, 119; 220/4.02; 248/309.1,
248/371, 176.3, 668; 361/679.56, 679.3,
361/679.25, 816; 379/426, 433.11, 455;
455/575.1, 575.8; 206/305, 320; 345/173
See application file for complete search history.

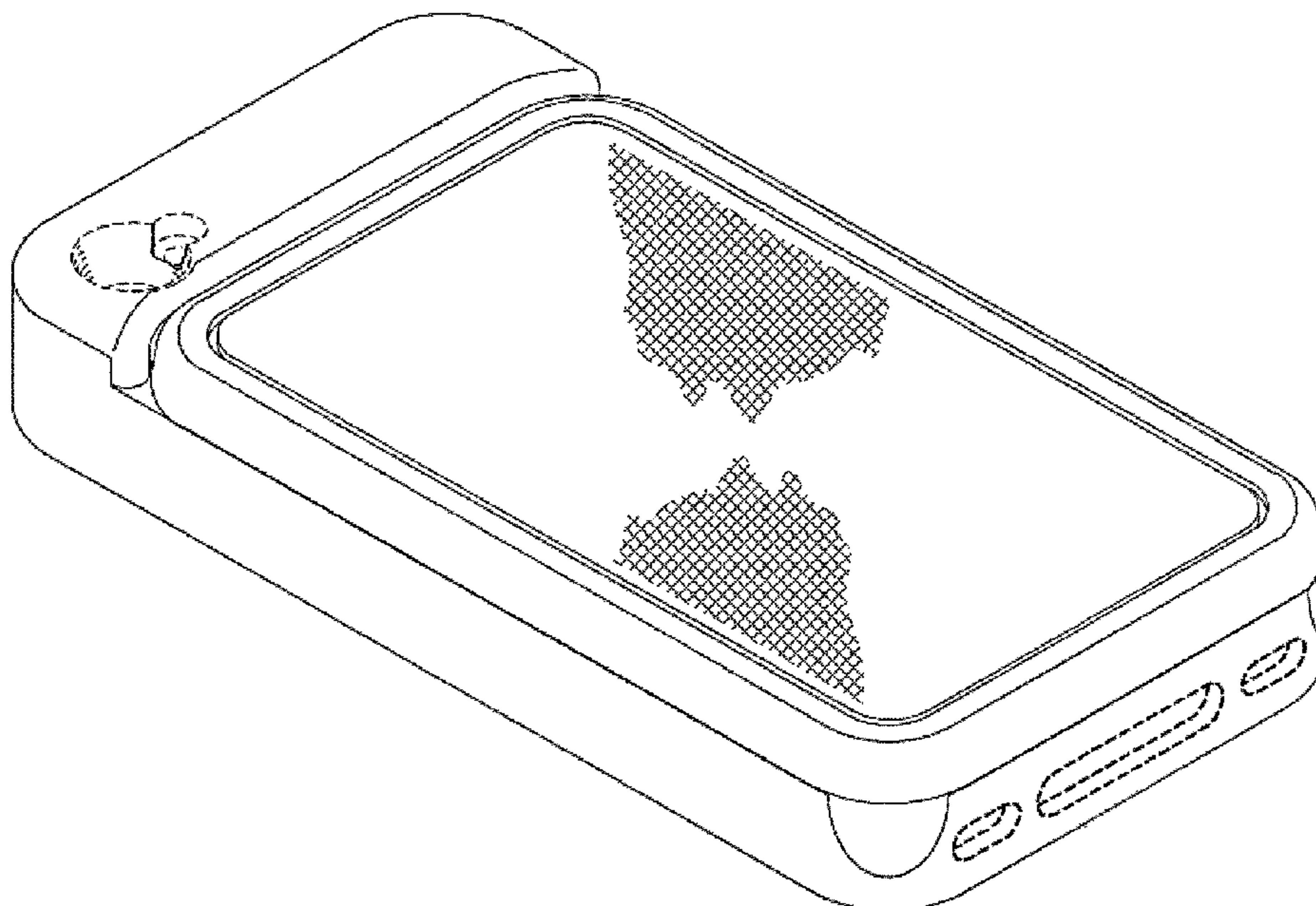
FIG. 1 is a perspective view, as seen from above, of the peel type earphone storage case;
FIG. 2 is a perspective view, as seen from below, of the peel type earphone storage case;
FIG. 3 is a top elevation of the peel type earphone storage case;
FIG. 4 is a bottom elevation of the peel type earphone storage case;
FIG. 5 is a front elevation of the peel type earphone storage case;
FIG. 6 is a back elevation of the peel type earphone storage case;
FIG. 7 is a left side elevation of the peel type earphone storage case;
FIG. 8 is a right side elevation of the peel type earphone storage case; and,
FIG. 9 is a perspective view, as seen from above, of the peel type earphone storage case with the lid open.

(56) **References Cited**

U.S. PATENT DOCUMENTS

D519,275 S *	4/2006	Shertzer	D3/218
D529,288 S	10/2006	Ham		
D576,785 S	9/2008	TerMeer		
D582,405 S *	12/2008	Andre et al.	D3/299
D592,399 S *	5/2009	Sage	D3/295
D601,992 S *	10/2009	Choi et al.	D14/138 AB
D623,642 S *	9/2010	Wang	D14/253
D624,304 S *	9/2010	Danze et al.	D3/201
D634,115 S	3/2011	Long et al.		
D647,892 S *	11/2011	Ragde, Jr.	D14/238.1

1 Claim, 6 Drawing Sheets



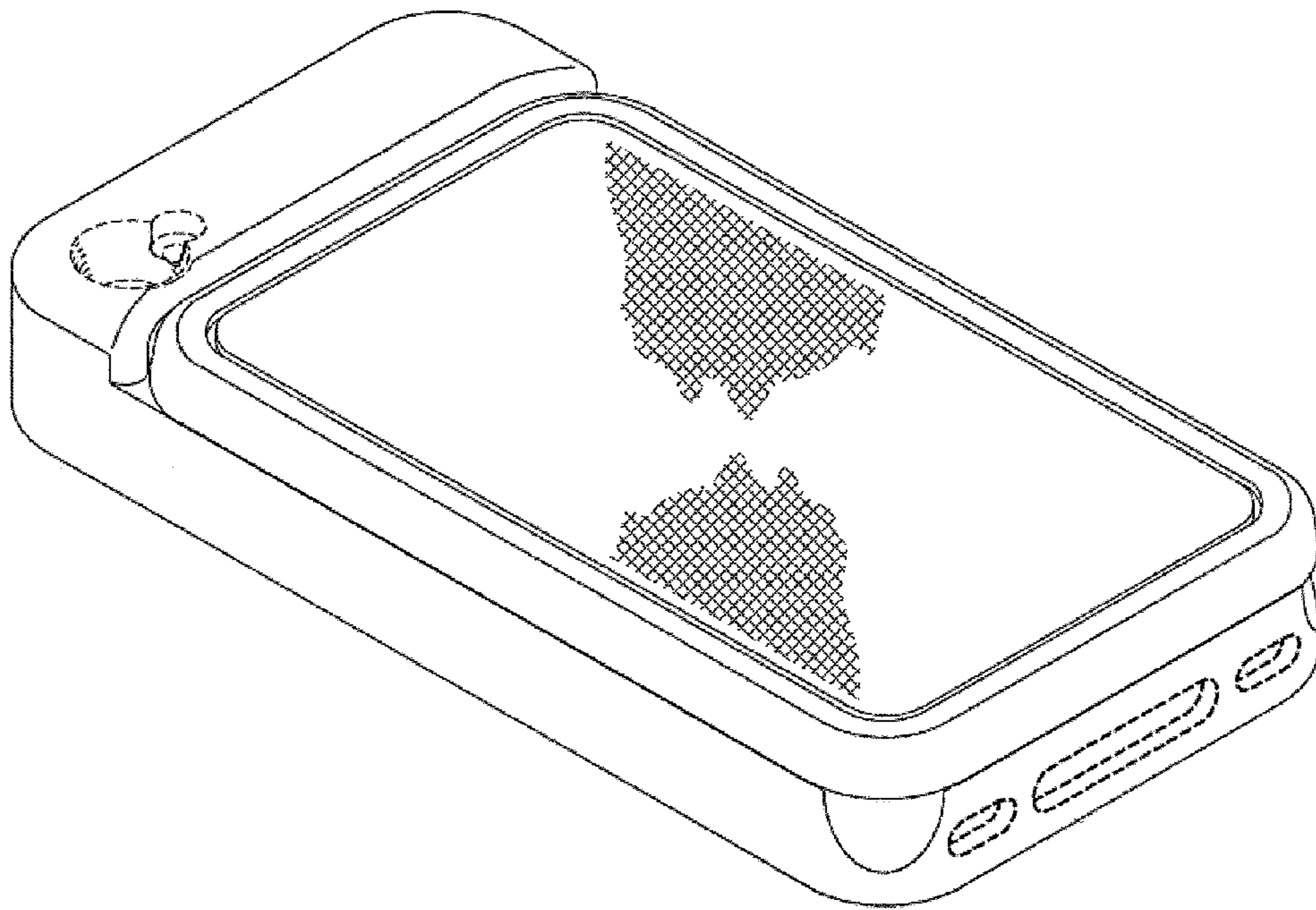


FIG. 1

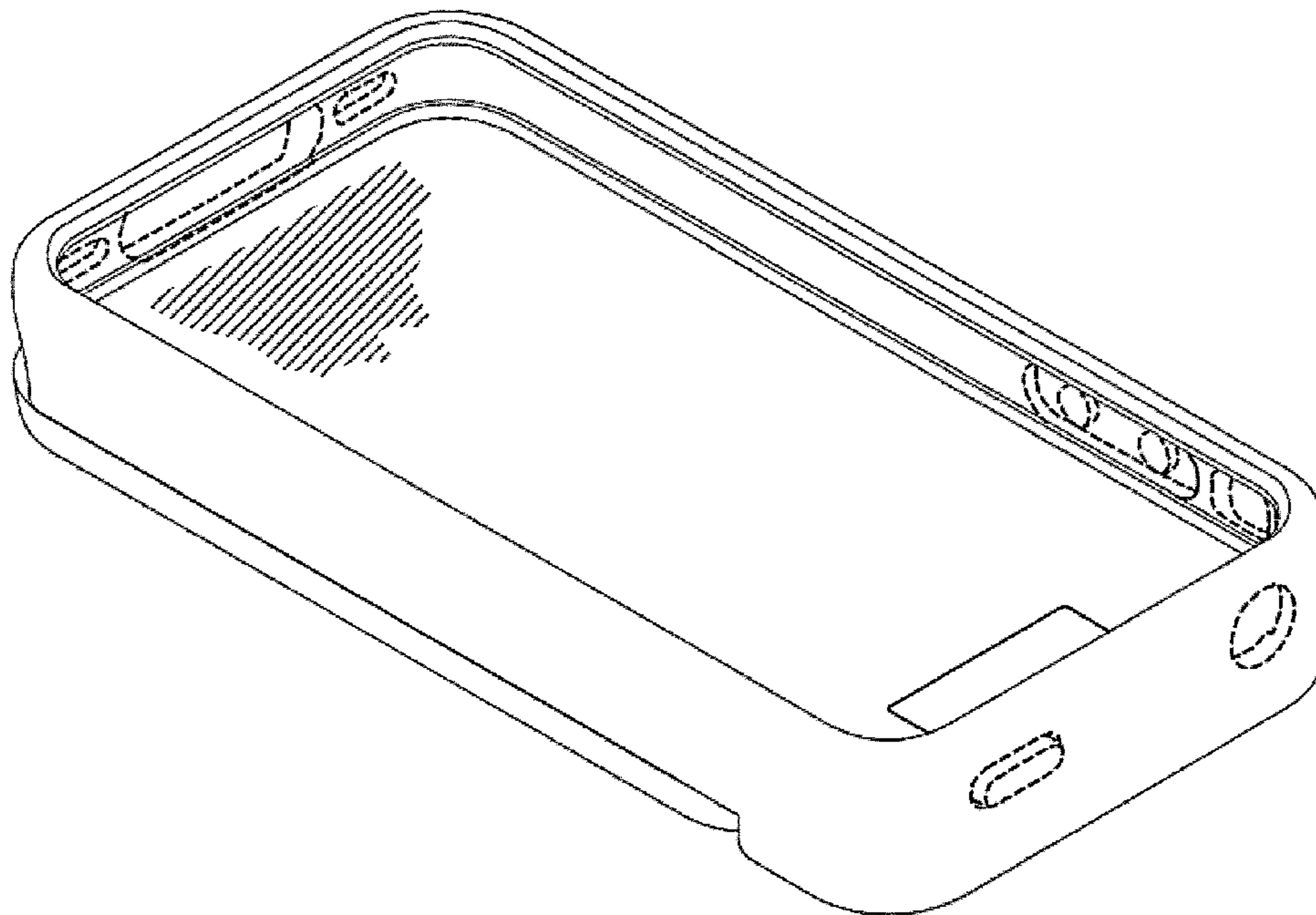


FIG. 2




FIG. 3




FIG. 4

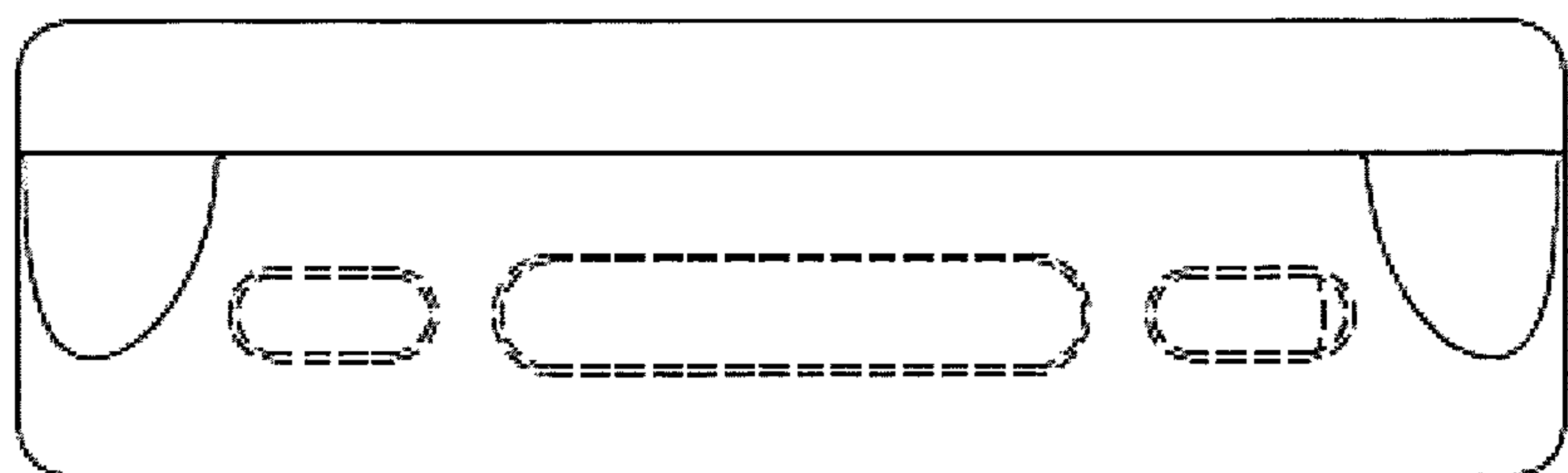


FIG. 5

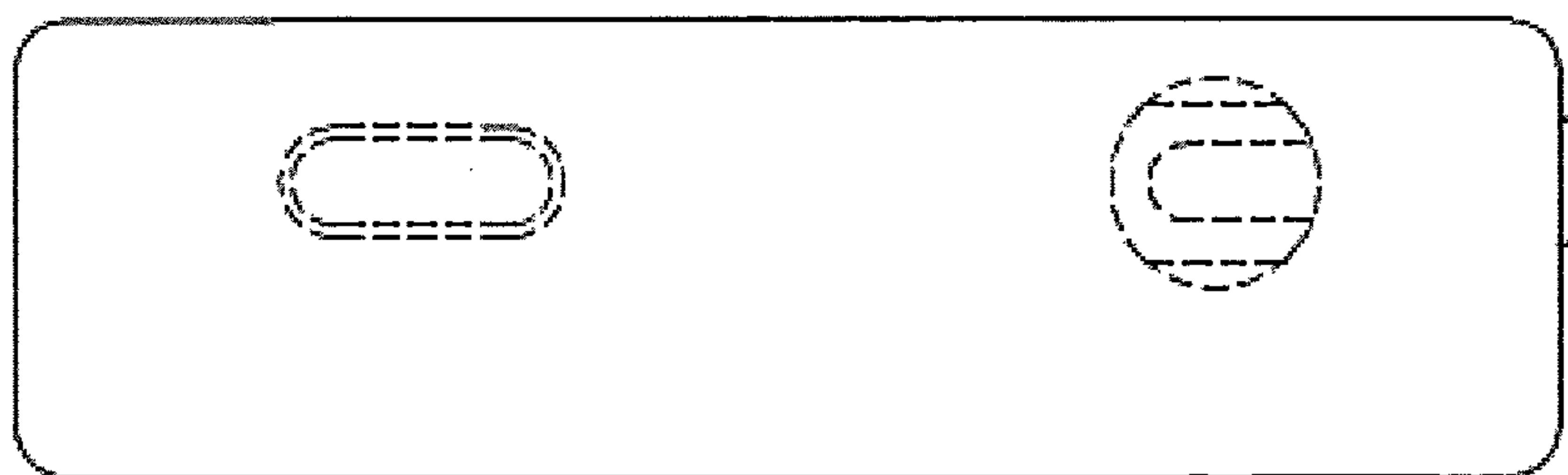


FIG. 6




FIG. 7




FIG. 8




FIG. 9