



US00D688648S

(12) **United States Design Patent**
Li et al.

(10) **Patent No.:** **US D688,648 S**
(45) **Date of Patent:** **** Aug. 27, 2013**

(54) **HEADSET**

(75) Inventors: **Shanshan Li**, Fort Collins, CO (US);
Eric Benjamin Liu, Taipei (TW);
Michael C. Ip, Fremont, CA (US);
Daphne Liming Kung, Taipei (TW)

(73) Assignee: **Hewlett-Packard Development Company, L.P.**, Houston, TX (US)

(**) Term: **14 Years**

(21) Appl. No.: **29/416,064**

(22) Filed: **Mar. 17, 2012**

(51) **LOC (9) Cl.** **14-01**

(52) **U.S. Cl.**
USPC **D14/205**

(58) **Field of Classification Search**
USPC D14/205, 206, 223; D29/112; 181/129,
181/130, 135; 379/430, 431; 381/380, 381;
455/90.3, 575.1

See application file for complete search history.

(56) **References Cited**

U.S. PATENT DOCUMENTS

958,263	A *	5/1910	Loewe	2/172
2,622,159	A *	12/1952	Herman	181/129
2,846,521	A *	8/1958	Beidler	381/374
2,954,442	A *	9/1960	Mickenberg	2/410
D195,304	S *	5/1963	Little et al.	D14/205
4,783,822	A *	11/1988	Toole et al.	381/379
D301,145	S *	5/1989	Besasie et al.	D14/205
D334,196	S *	3/1993	Seggerman	D14/249
5,369,857	A *	12/1994	Sacherman et al.	29/594
D390,564	S *	2/1998	Savona	D14/205
5,821,468	A *	10/1998	Urella et al.	181/129
6,093,202	A *	7/2000	Dyken et al.	607/109
D505,411	S *	5/2005	Sakai	D14/192
6,902,029	B2 *	6/2005	Weise	181/129
7,245,735	B2 *	7/2007	Han	381/371
D582,890	S *	12/2008	Koza et al.	D14/205

7,480,388	B1 *	1/2009	Crook	381/322
D588,100	S *	3/2009	Densho et al.	D14/205
D606,969	S *	12/2009	Semcken	D14/205
D606,970	S *	12/2009	Semcken	D14/205
7,660,560	B2 *	2/2010	Zuo et al.	455/90.3
D613,539	S *	4/2010	Crusiau	D6/523
D616,418	S *	5/2010	Morisawa	D14/205
D633,895	S *	3/2011	Morimoto	D14/205
D634,298	S *	3/2011	Shimizu et al.	D14/205
7,917,185	B2 *	3/2011	Shi et al.	455/575.8
7,974,660	B2 *	7/2011	Hsu et al.	455/566
8,098,872	B2 *	1/2012	Chang	381/371
8,213,644	B2 *	7/2012	Choi	381/151
D675,595	S *	2/2013	Cho et al.	D14/205

* cited by examiner

Primary Examiner — Paula Greene

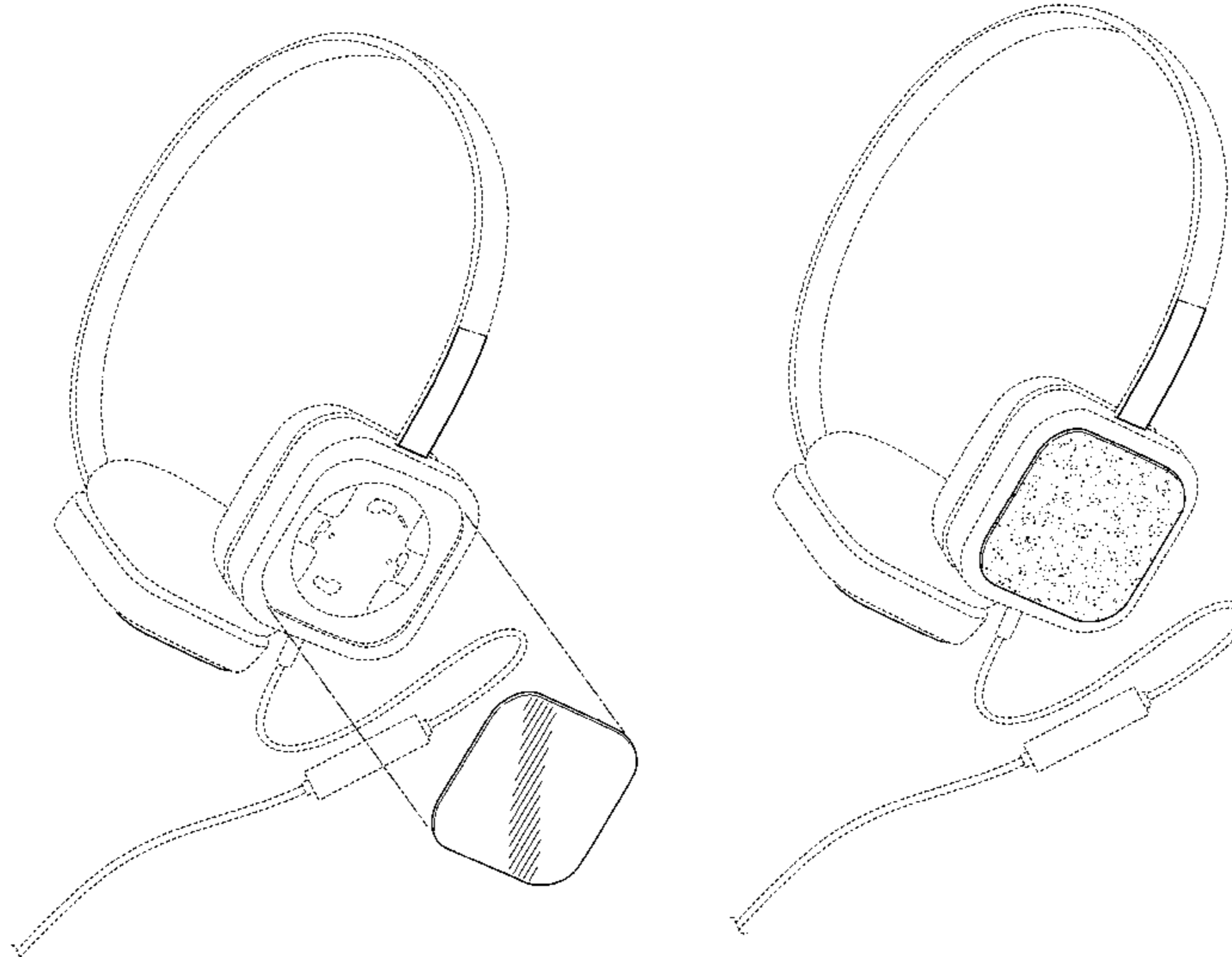
(57) **CLAIM**

We claim the ornamental design for a headset, as shown and described.

DESCRIPTION

FIG. 1 is a perspective view of a headset;
 FIG. 2 is a perspective view of the headset;
 FIG. 3 is a perspective view of the headset of FIG. 1;
 FIG. 4 is a top view of the headset of FIG. 1;
 FIG. 5 is a bottom view of the headset of FIG. 1;
 FIG. 6 is a left side view of the headset of FIG. 1;
 FIG. 7 is a right side view of the headset of FIG. 1;
 FIG. 8 is a front view of the headset of FIG. 1;
 FIG. 9 is a rear view of the headset of FIG. 1; and,
 FIG. 10 is a perspective view of a second embodiment of a headset, the only difference being the surface cover.
 The dash-dash broken lines in the drawings are environmental lines which do not form part of the claimed design. The stippling of FIG. 10 represents a surface appearance distinct from a corresponding surface appearance of the cover of FIG. 1.

1 Claim, 10 Drawing Sheets



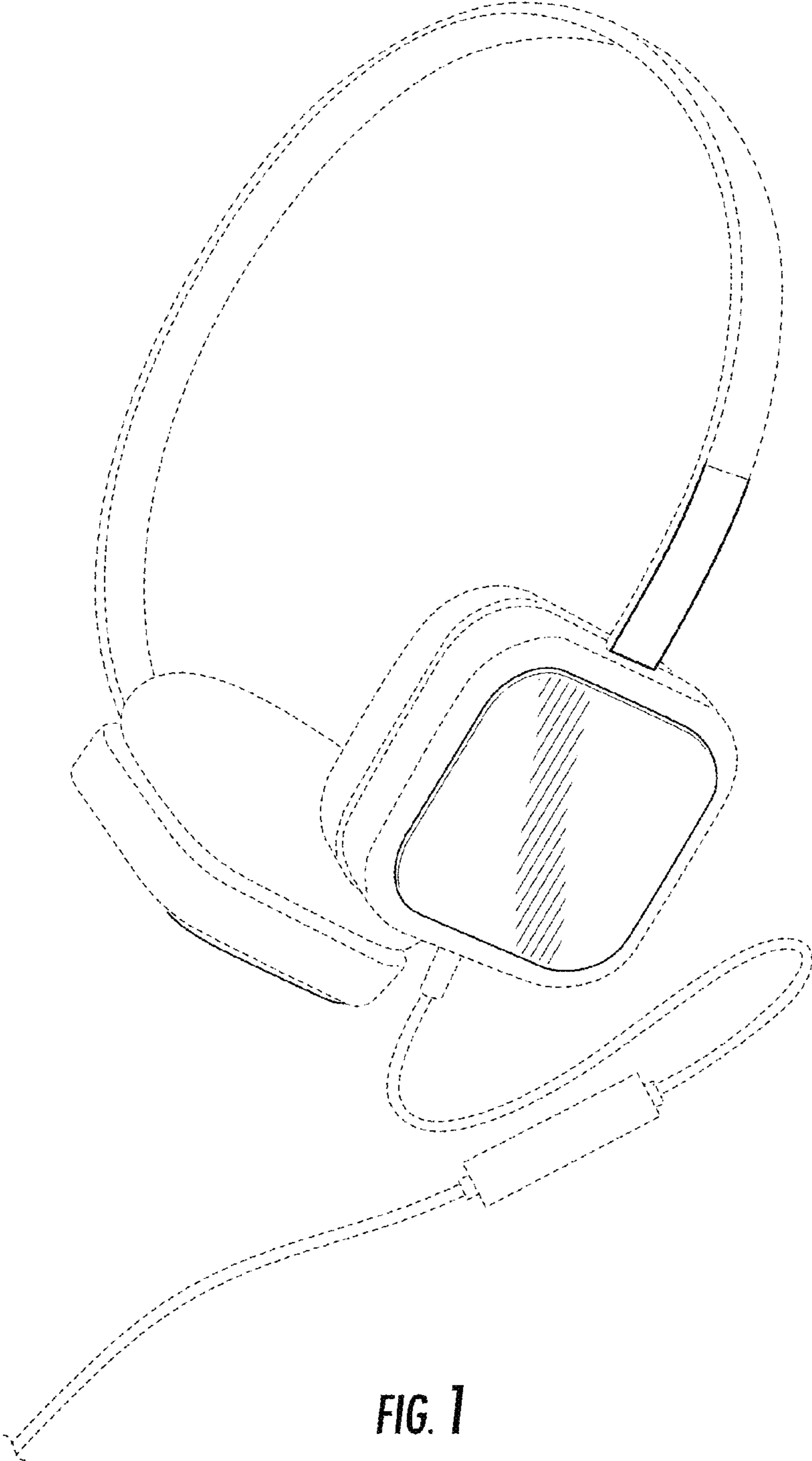
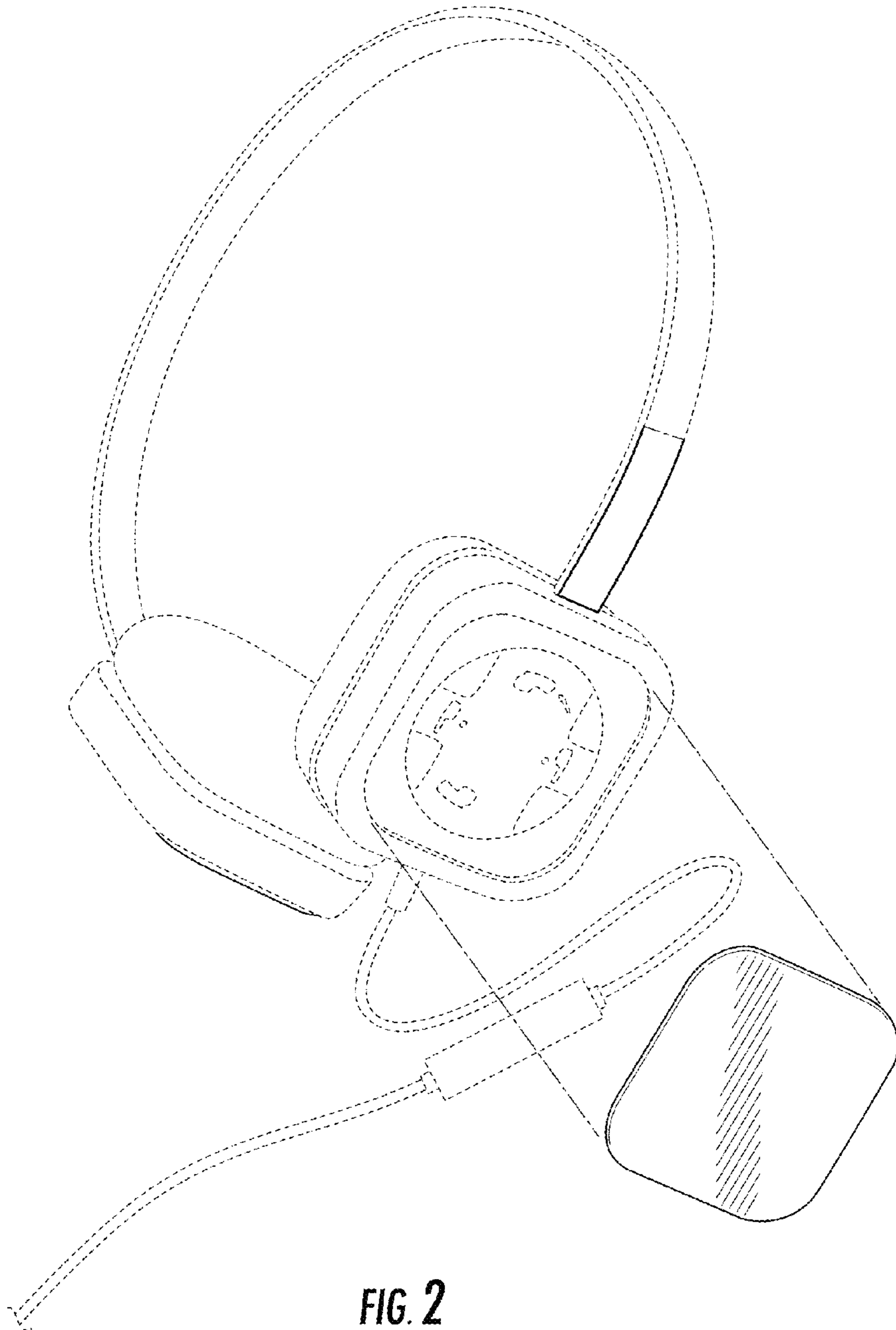


FIG. 1



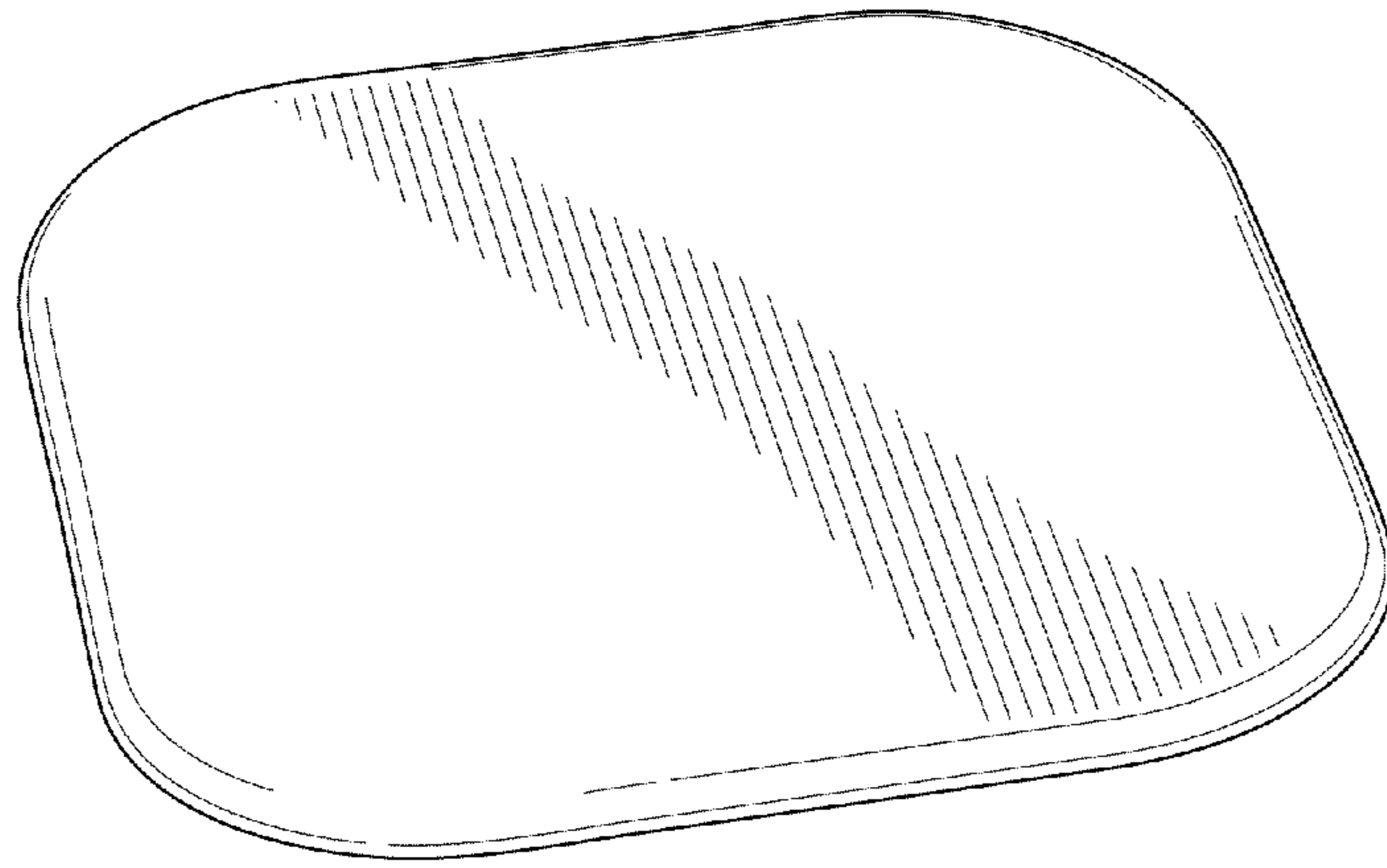


FIG. 3




FIG. 4

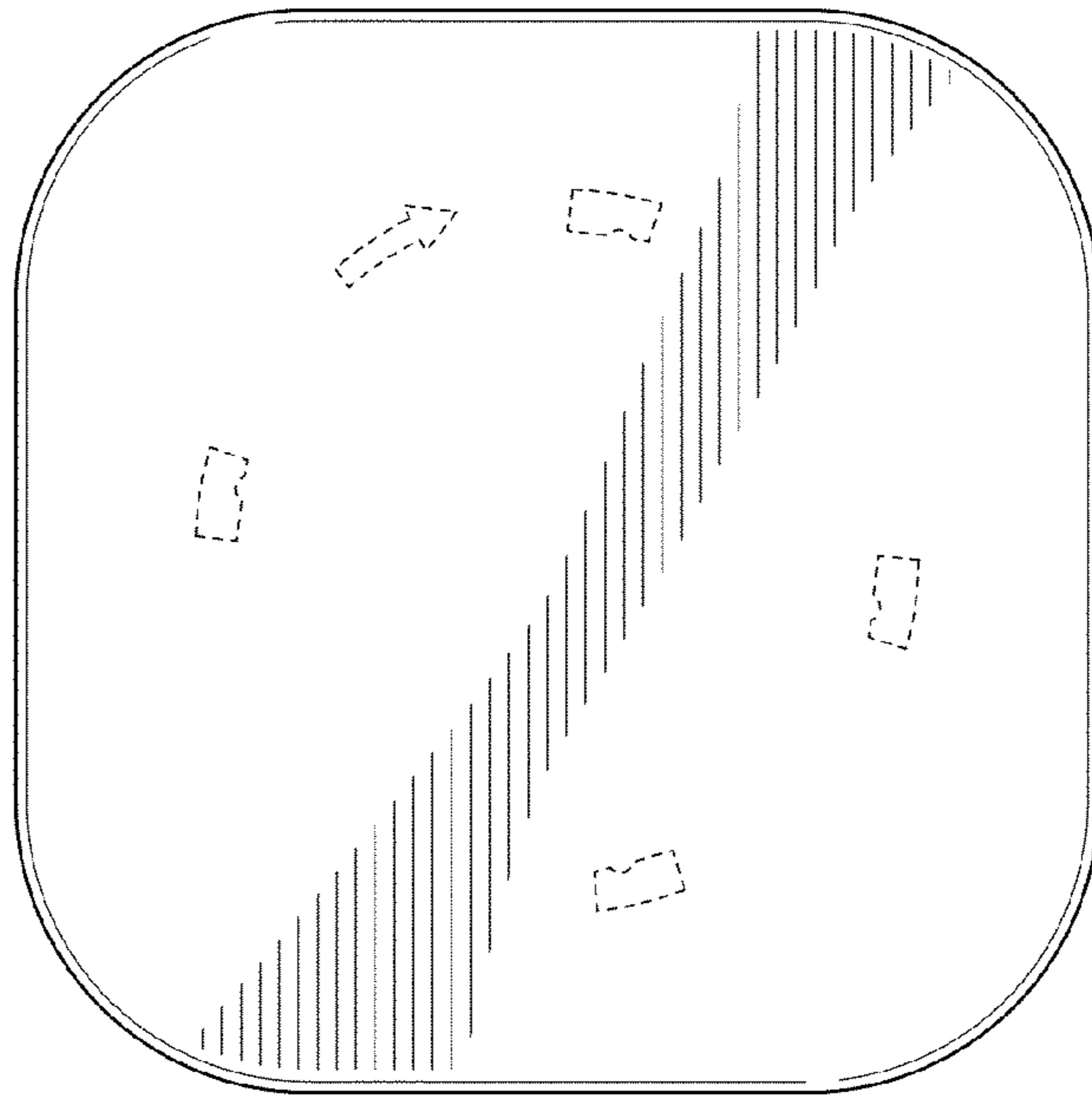


FIG. 5

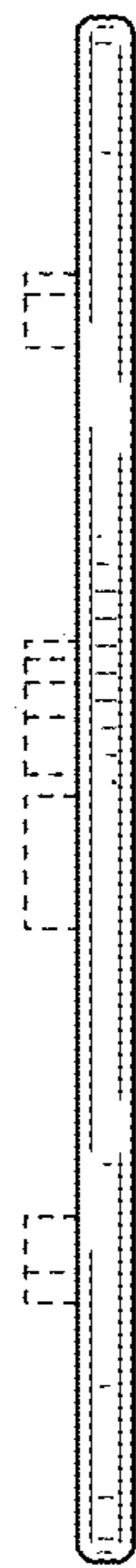


FIG. 6

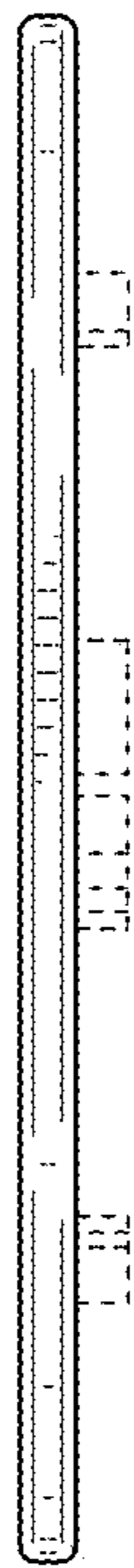


FIG. 7

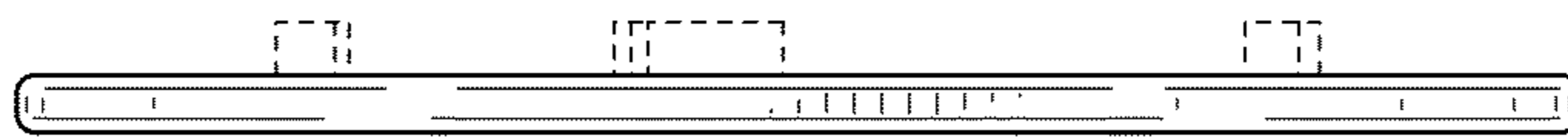


FIG. 8



FIG. 9

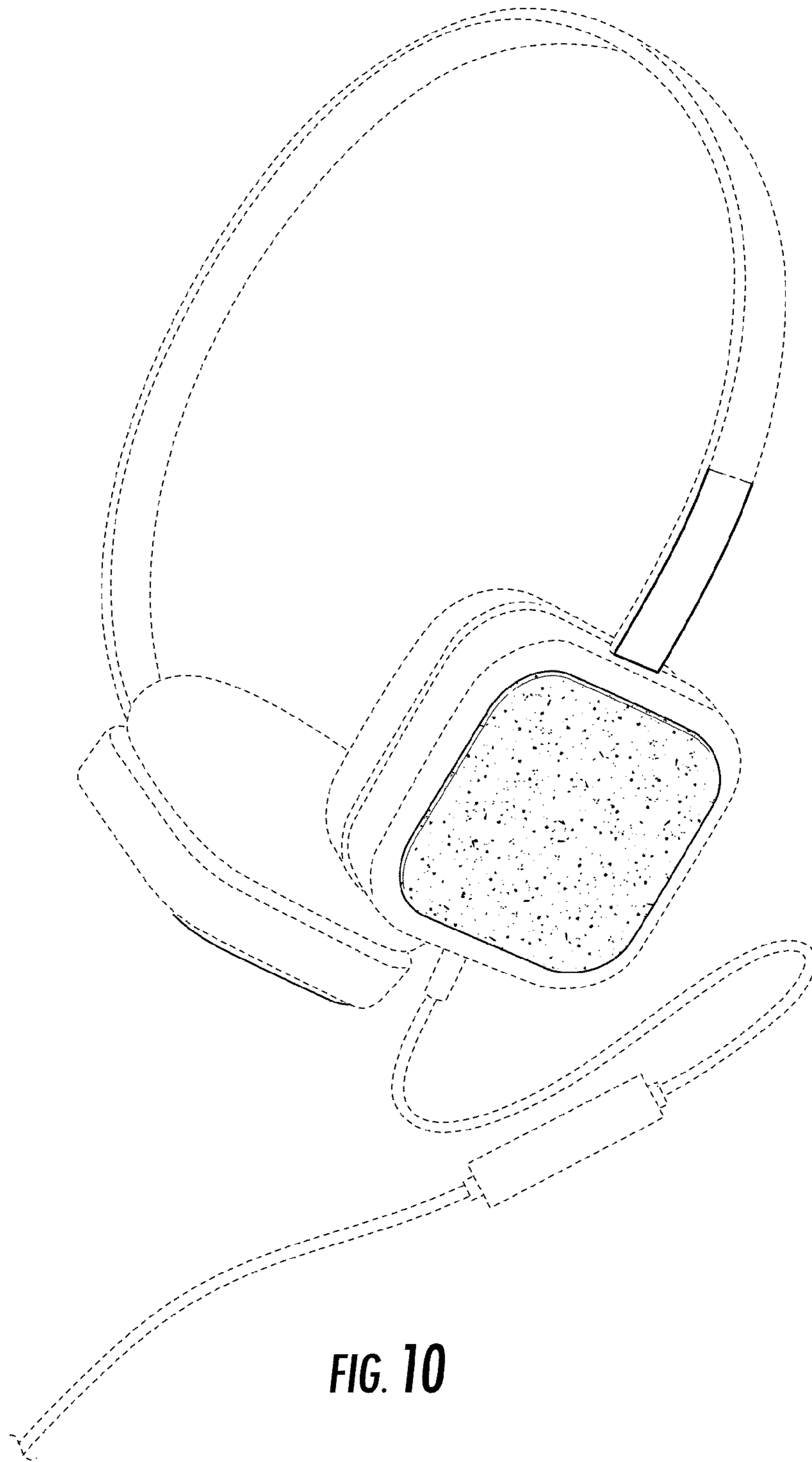


FIG. 10