



US00D688647S

(12) **United States Design Patent**  
**Dangerfield**

(10) **Patent No.:** **US D688,647 S**

(45) **Date of Patent:** **\*\* Aug. 27, 2013**

(54) **PORTABLE MEDIA PLAYER**

(75) Inventor: **Nicholas E. Dangerfield**, New York, NY  
(US)

(73) Assignee: **Playbutton, LLC**, New York, NY (US)

(\*\*) Term: **14 Years**

(21) Appl. No.: **29/425,055**

(22) Filed: **Jun. 19, 2012**

(51) **LOC (9) Cl.** ..... **14-03**

(52) **U.S. Cl.**  
USPC ..... **D14/203.6**

(58) **Field of Classification Search**  
USPC ..... D14/496, 401, 435, 474, 483, 217,  
D14/137, 138, 160, 168, 356, 203.1–203.8,  
D14/507; 345/156, 169, 173–179, 905;  
715/727–729, 864; 710/1, 5, 8; 713/1, 600;  
455/1.1, 1.7, 73, 344–347, 93, 95, 3.01–3.06,  
455/550.1, 573.1; 370/342–344; 369/1,  
369/2, 6–12; 463/43–47; 273/148 B  
See application file for complete search history.

(56) **References Cited**

**U.S. PATENT DOCUMENTS**

D467,892 S \* 12/2002 Lewis ..... D14/203.6  
6,522,613 B1 \* 2/2003 Frankeny et al. .... 720/655  
D511,337 S \* 11/2005 Kim ..... D14/509

D531,159 S \* 10/2006 Park ..... D14/203.3  
7,255,644 B2 \* 8/2007 Duhamel ..... 463/25  
D554,614 S \* 11/2007 Lin ..... D14/509  
D585,898 S \* 2/2009 Skurdal ..... D14/434  
D645,473 S \* 9/2011 Dangerfield ..... D14/496  
D647,917 S \* 11/2011 Voorhees ..... D14/496  
D657,775 S \* 4/2012 Dangerfield ..... D14/203.5

\* cited by examiner

*Primary Examiner* — Prabhakar Deshmukh

(74) *Attorney, Agent, or Firm* — Leason Ellis LLP


(57) **CLAIM**

The ornamental design for a portable media player, as shown and described.

**DESCRIPTION**

FIG. 1 is a top and rear perspective view of a portable media player showing my new design with the pin in a closed position;  
FIG. 2 is a bottom plan view thereof;  
FIG. 3 is a top plan view thereof;  
FIG. 4 is a right side elevation view thereof;  
FIG. 5 is a left side elevation view thereof;  
FIG. 6 is a rear elevation view thereof; and,  
FIG. 7 is a front elevation bottom plan view thereof.  
The broken line showing of control buttons and fastening members and holes along with front surface indicia is for illustrative purposes only and forms no part of the claimed design.

**1 Claim, 3 Drawing Sheets**



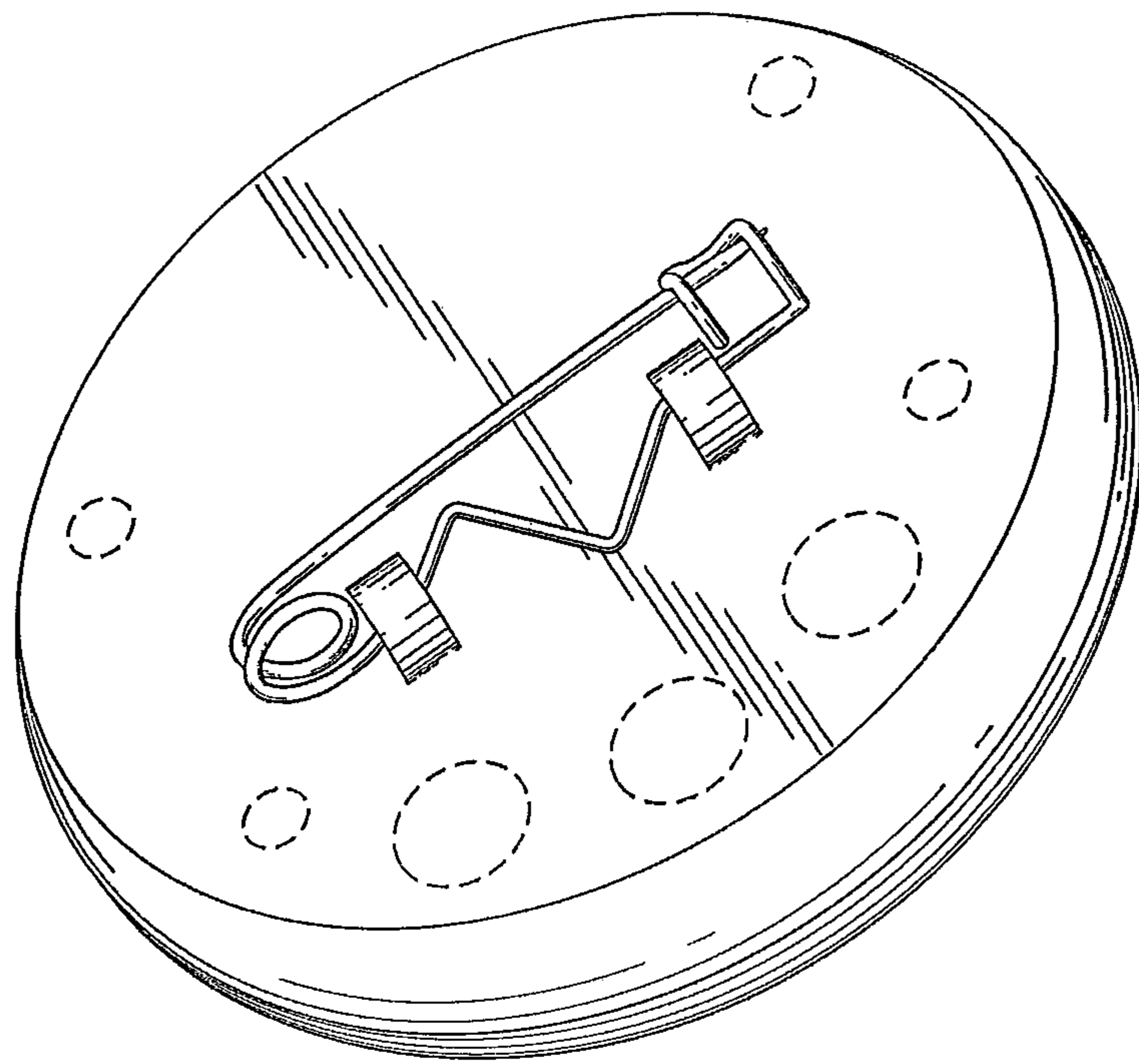


Fig. 1

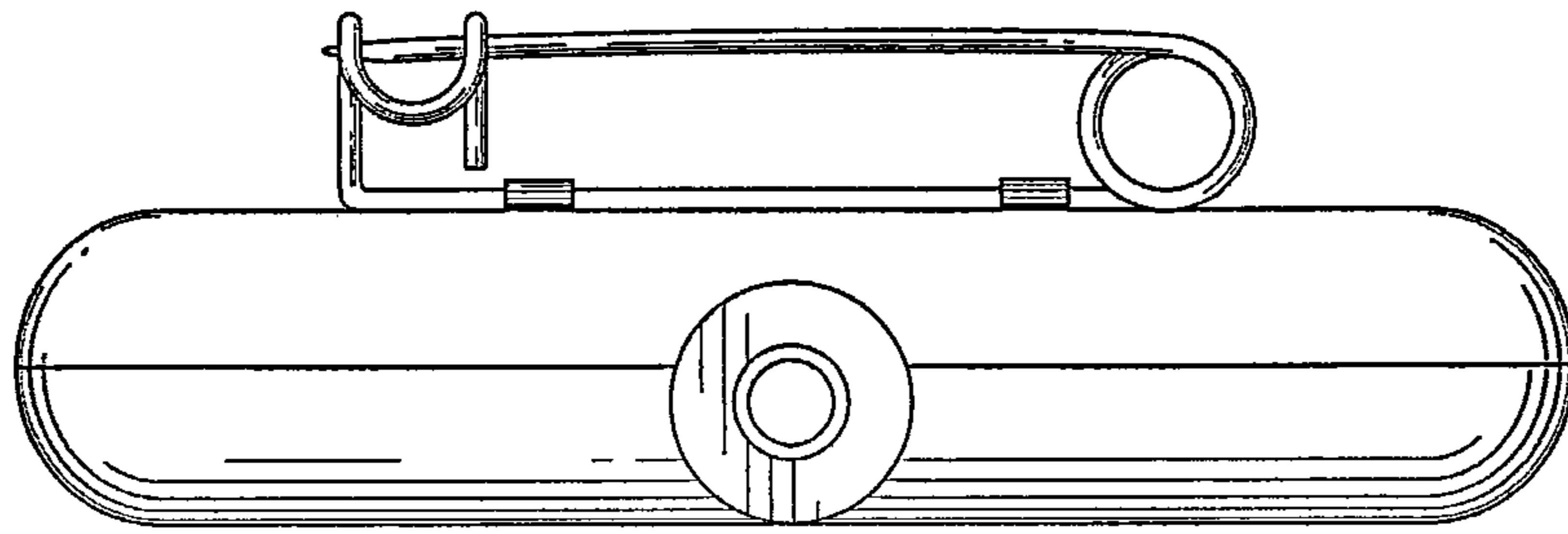


Fig. 2

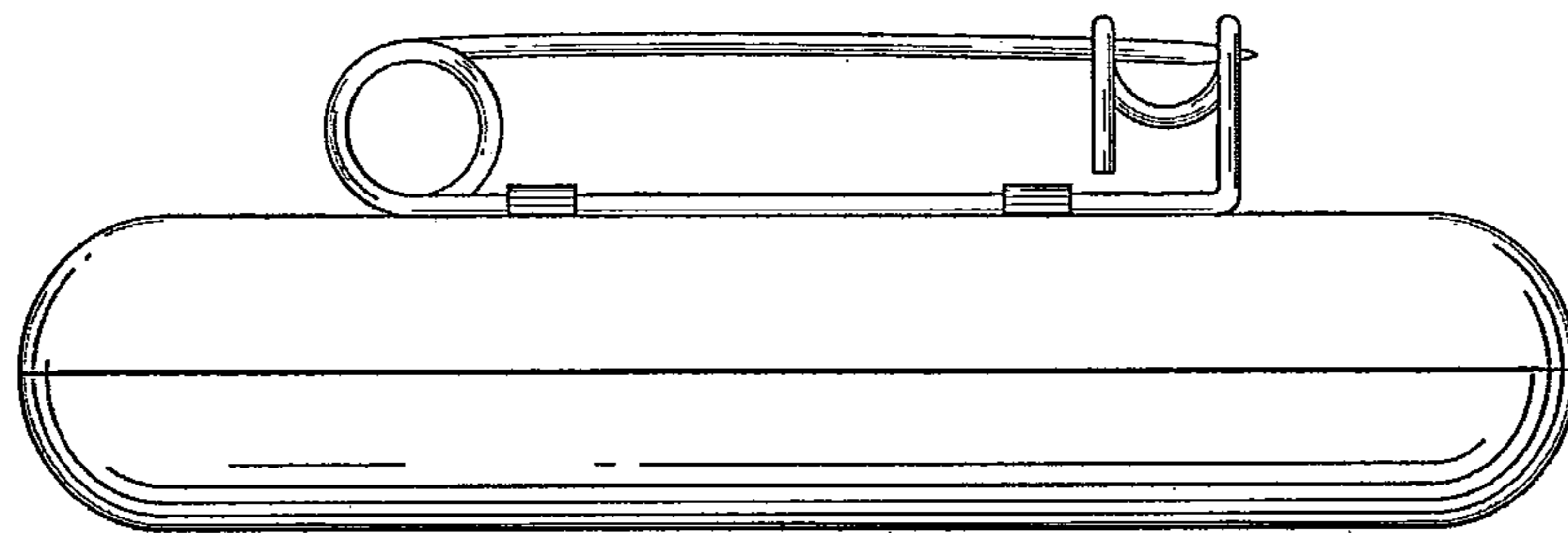


Fig. 3

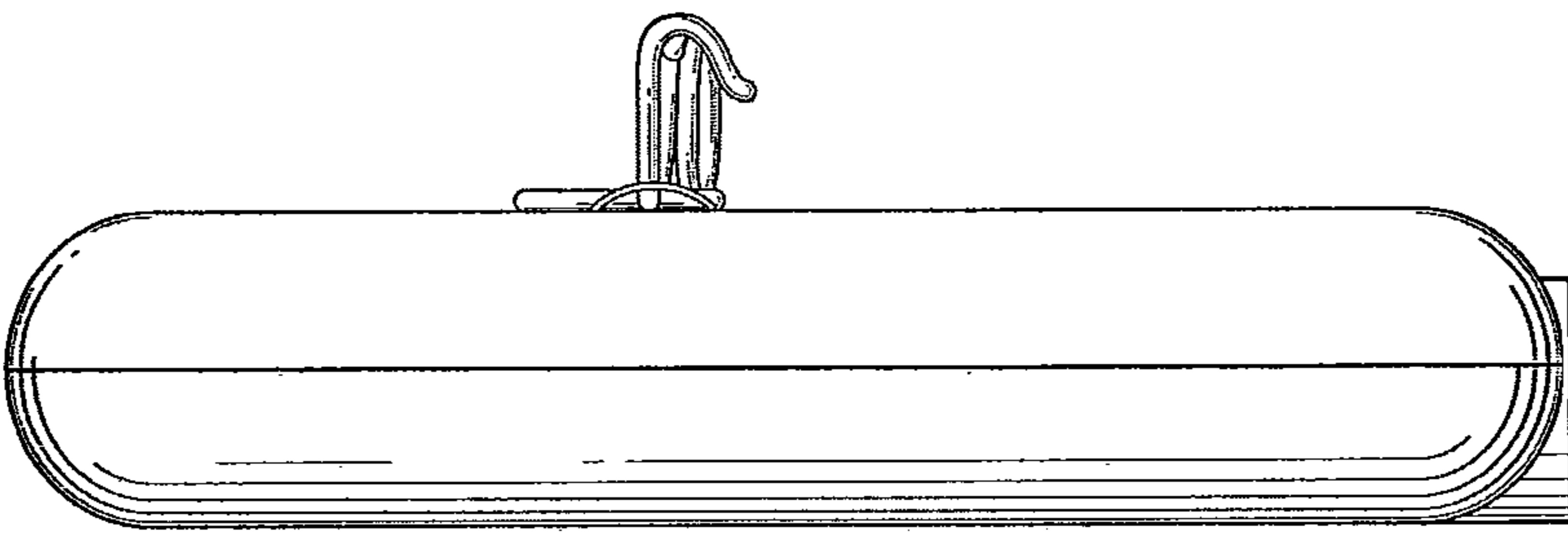


Fig. 4




Fig. 5

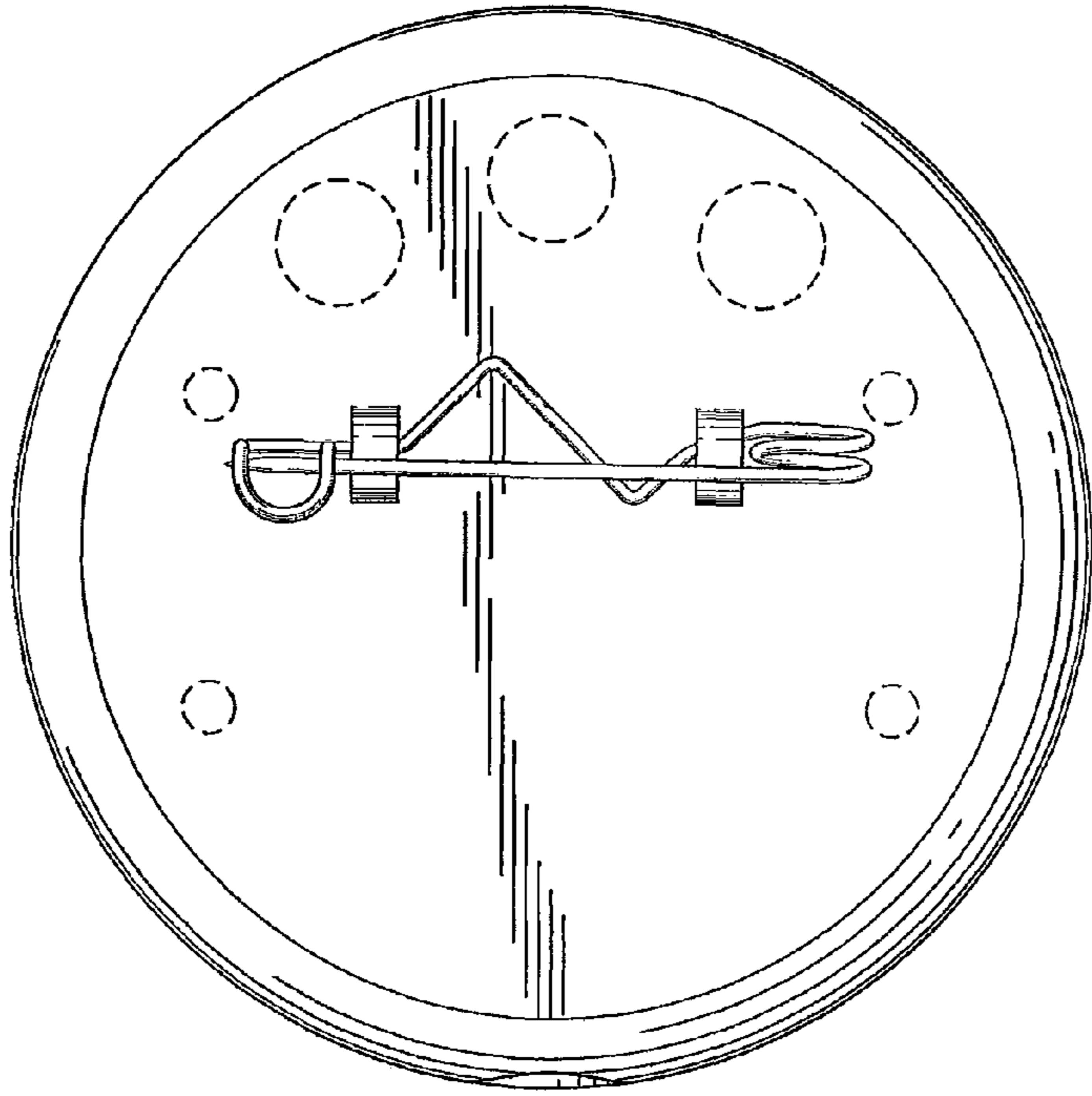


Fig. 6

Fig. 7

