



US00D688632S

(12) **United States Design Patent**
Williams, Jr.

(10) **Patent No.:** **US D688,632 S**

(45) **Date of Patent:** **** Aug. 27, 2013**

(54) **SAFETY ATTACHMENT FOR ELECTRIC
OUTLET**

(71) Applicant: **Ira L. Williams, Jr.**, Three Rivers, TX
(US)

(72) Inventor: **Ira L. Williams, Jr.**, Three Rivers, TX
(US)

(**) Term: **14 Years**

(21) Appl. No.: **29/448,049**

(22) Filed: **Mar. 8, 2013**

(51) **LOC (9) Cl.** **13-03**

(52) **U.S. Cl.**
USPC **D13/156**

(58) **Field of Classification Search**
USPC D13/156, 133, 139.1-139.8, 147,
D13/149, 152, 154, 158, 173, 177, 184, 199;
D8/349, 350, 353; D9/424, 426, 432; D28/83;
174/50, 53, 66, 67, 480, 481, 482, 504; 220/3.2,
220/3.3, 3.7, 3.8, 3.9, 241, 242; 439/535,
439/536, 555, 556, 565, 892, 901, 904, 373,
439/457, 458
See application file for complete search history.

(56) **References Cited**

U.S. PATENT DOCUMENTS

2,569,037 A 9/1951 Dalton
2,659,059 A 11/1953 Johnson
3,102,922 A 9/1963 de Lashmutt
3,163,481 A * 12/1964 Salvador 439/371

4,066,313 A * 1/1978 von dem Hagen 439/471
D275,175 S * 8/1984 Rolli, Jr. D8/356
D297,323 S * 8/1988 Fischer D13/156
5,044,976 A 9/1991 Thompson
D331,386 S * 12/1992 Koessler D13/156
5,348,495 A * 9/1994 Kasden 439/371
5,547,390 A 8/1996 Laherty
5,591,043 A 1/1997 Kenney
5,989,052 A 11/1999 Fields et al.
6,071,142 A 6/2000 Blackman
D438,175 S * 2/2001 Stark et al. D13/152
6,491,539 B1 12/2002 Johnston
D508,896 S * 8/2005 Nipke D13/156
7,470,141 B2 12/2008 Yoest

* cited by examiner

Primary Examiner — Derrick Holland

(74) *Attorney, Agent, or Firm* — Montgomery Patent &
Design; Robert C. Montgomery

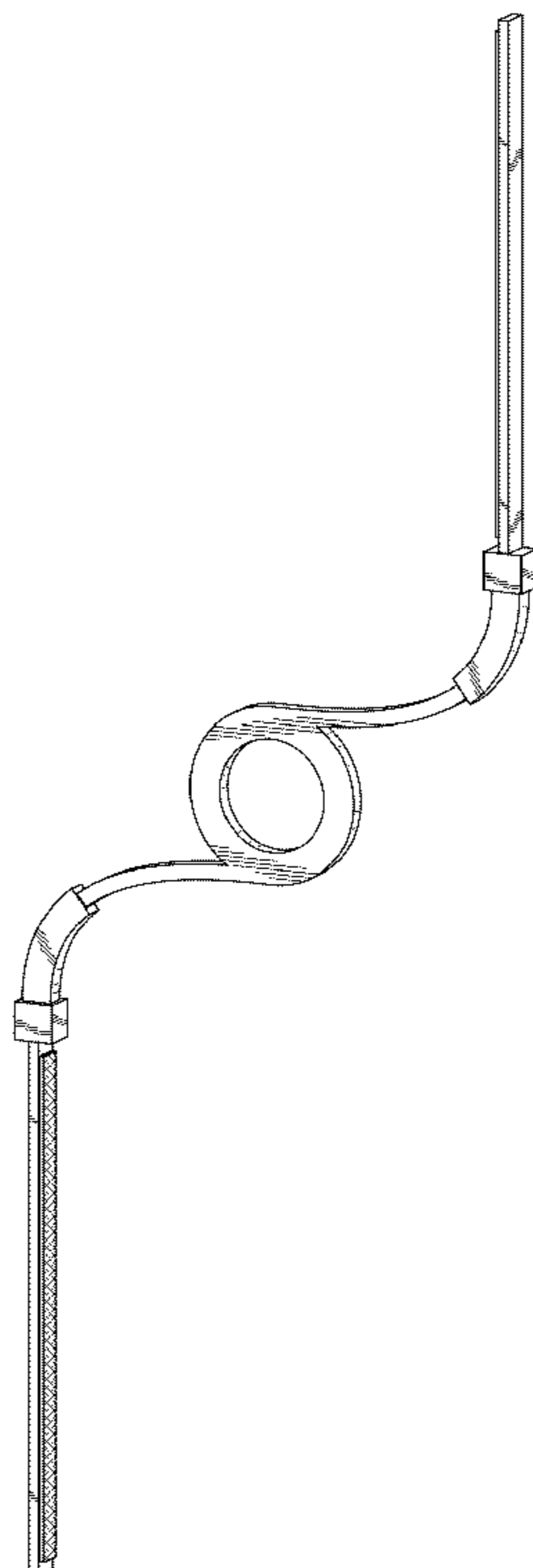
(57) **CLAIM**

The ornamental design for a safety attachment for an electrical outlet, as shown and described.

DESCRIPTION

FIG. 1 is an isometric view of a safety attachment for an electrical outlet;
FIG. 2 is a front view thereof, wherein a rear view is a mirror image of the front view;
FIG. 3 is a right-hand side view thereof;
FIG. 4 is a left-hand side view thereof;
FIG. 5 is a top view thereof; and,
FIG. 6 is a bottom view thereof.

1 Claim, 5 Drawing Sheets



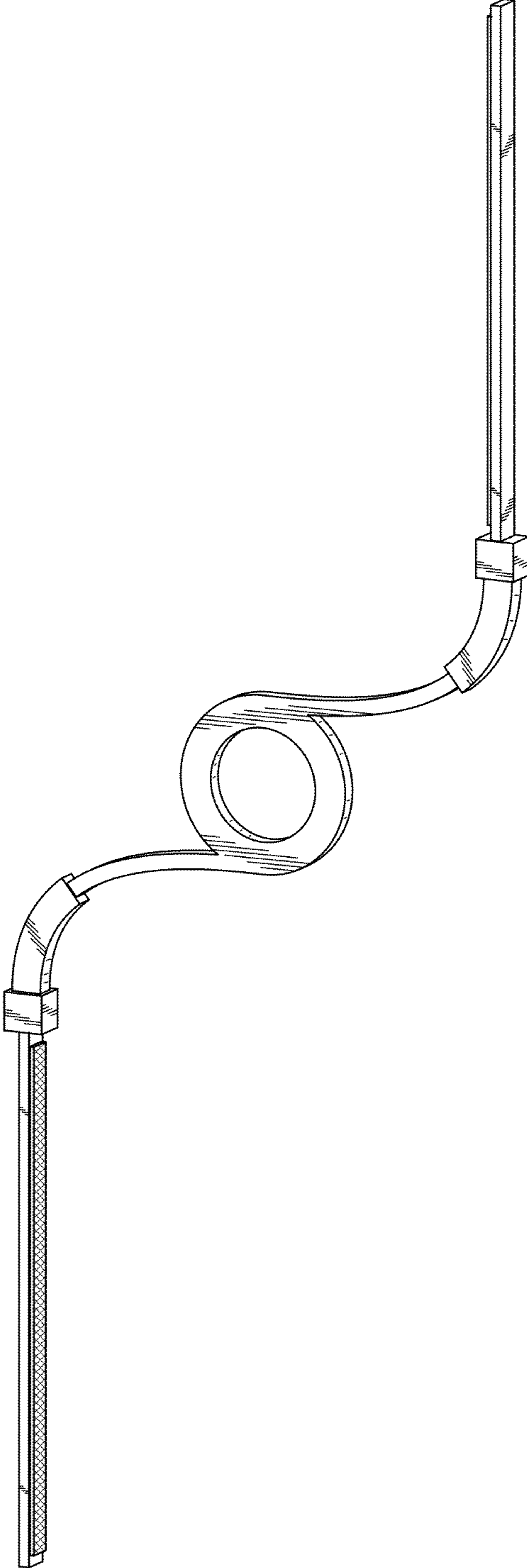


Fig. 1

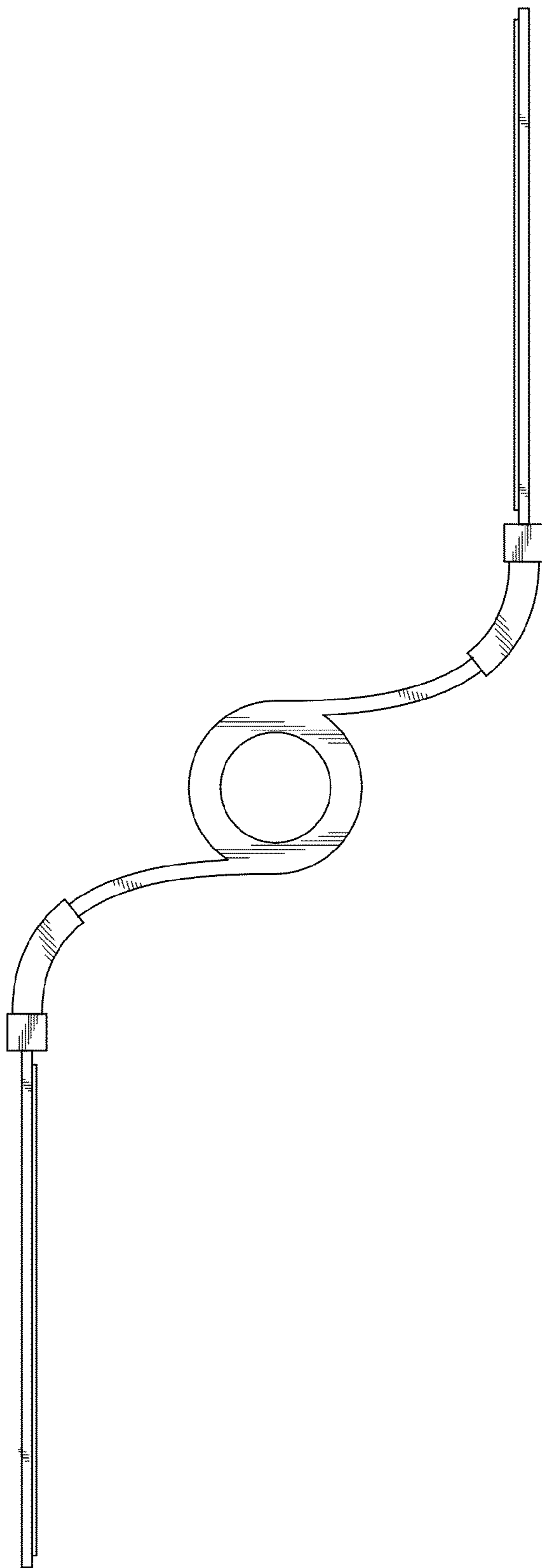


Fig. 2



Fig. 3



Fig. 4

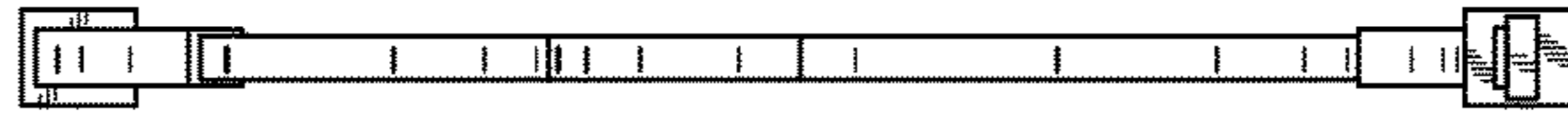


Fig. 5

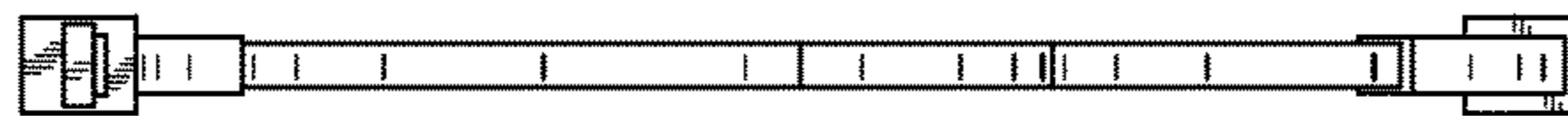


Fig. 6