



US00D688629S

(12) **United States Design Patent**
Spilker et al.

(10) **Patent No.:** **US D688,629 S**

(45) **Date of Patent:** **** Aug. 27, 2013**

(54) **CONNECTION SOCKET**

(75) Inventors: **Nicole Spilker**, Lübbecke (DE); **Dieter Riepe**, Lübbecke (DE)

(73) Assignee: **Harting Electric GmbH & Co. KG**, Espelkamp (DE)

(**) Term: **14 Years**

(21) Appl. No.: **29/411,358**

(22) Filed: **Jan. 19, 2012**

(30) **Foreign Application Priority Data**

Jul. 20, 2011 (EM) 001286165

(51) **LOC (9) Cl.** **13-03**

(52) **U.S. Cl.**
USPC **D13/133**

(58) **Field of Classification Search**
USPC D13/133, 146–147, 154, 156, 184;
439/180, 252, 278, 280, 290–293, 328, 374,
439/375, 378, 483, 488, 489, 491, 500, 525,
439/529, 533, 592–593, 680, 892, 894
See application file for complete search history.

(56) **References Cited**

U.S. PATENT DOCUMENTS

3,760,333	A	9/1973	Stieler	339/91 R
D320,785	S	10/1991	Rüttgerodt	D13/168
5,318,457	A	6/1994	Harting et al.	439/352
D413,100	S *	8/1999	Nakazawa	D13/146
D449,583	S *	10/2001	Goto	D13/154
6,644,999	B1	11/2003	Tan et al.	439/446
D497,880	S	11/2004	Apotheloz	D13/168
6,969,283	B2	11/2005	Schmidt	439/687
D616,821	S	6/2010	The	D13/133
D624,028	S	9/2010	Stamate et al.	D13/168
7,938,685	B2	5/2011	Zwanger	439/607.55
D648,271	S *	11/2011	Spilker et al.	D13/133
D648,272	S *	11/2011	Spilker et al.	D13/133

D648,273	S *	11/2011	Spilker et al.	D13/133
D648,274	S *	11/2011	Spilker et al.	D13/133
D648,275	S *	11/2011	Spilker et al.	D13/133
8,292,676	B2 *	10/2012	Schmidt et al.	439/701
2004/0152364	A1	8/2004	Schmidt	439/687
2005/0079749	A1	4/2005	Schmidt et al.	439/275
2012/0244754	A1 *	9/2012	Riepe et al.	439/638

OTHER PUBLICATIONS

Product Catalogue of Harting Electric GmbH & Co. KG, May 2, 1996, 14 pages.

“Han-Yellock” Promotional Materials from Harting Electric GmbH & Co. KG, Sep. 2010, 36 pages.

“Han-Yellock” Promotional Materials from Harting Electric GmbH & Co. KG, Sep. 2010, 4 pages.

* cited by examiner

Primary Examiner — Thomas Johannes

(74) *Attorney, Agent, or Firm* — Seed IP Law Group PLLC

(57) **CLAIM**

The ornamental design for a connection socket, substantially as shown and described.

DESCRIPTION

FIG. 1 is a front isometric view of a connection socket, showing an embodiment of our new design.

FIG. 2 is a top plan view thereof.

FIG. 3 is a bottom plan view thereof.

FIG. 4 is a right side elevational view thereof.

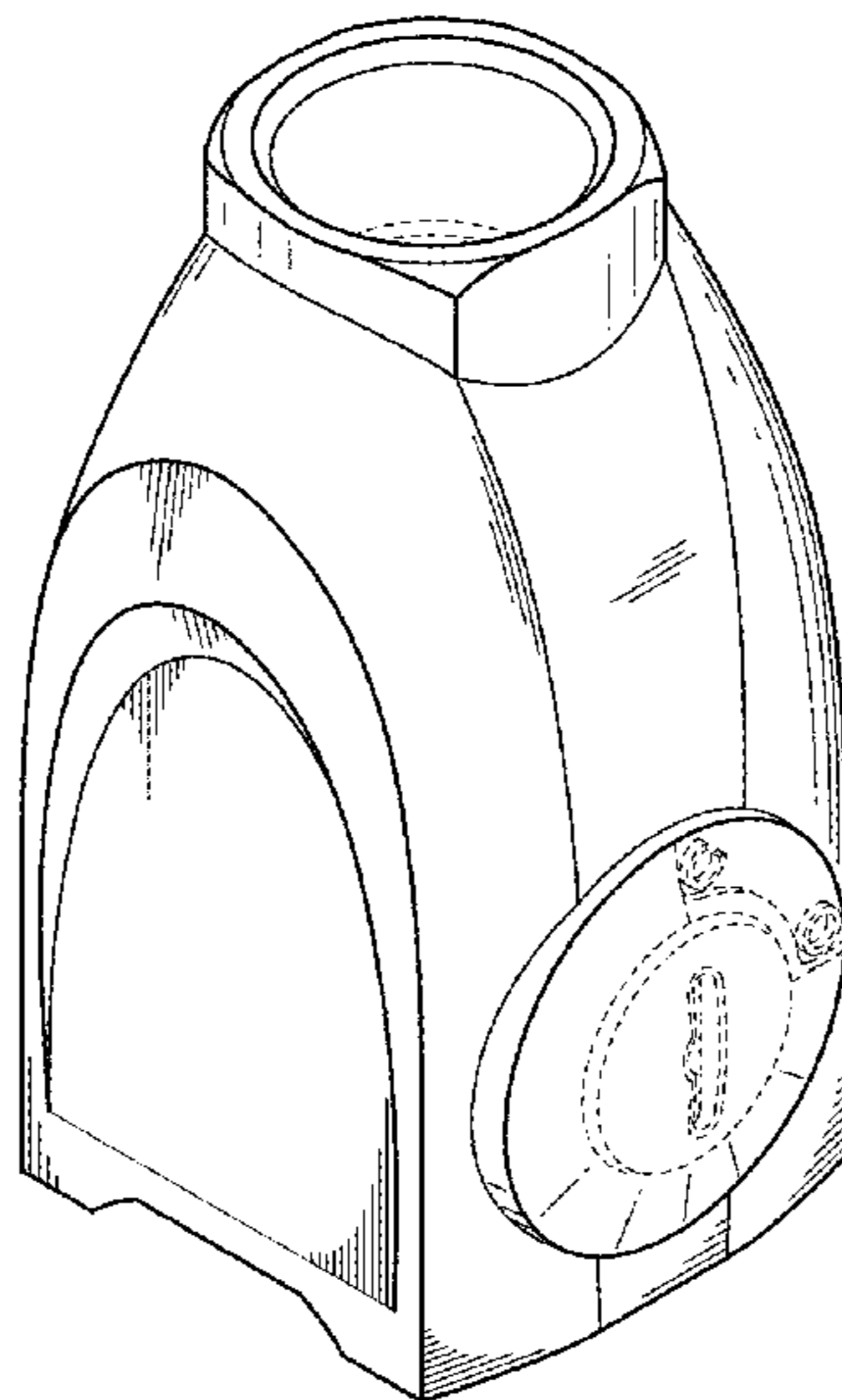
FIG. 5 is a left side elevational view thereof.

FIG. 6 is a rear elevational view thereof; and,

FIG. 7 is a front elevational view thereof.

Shading lines shown in the drawings are intended to represent the approximate three-dimensional contour of the design, and are not intended to indicate surface decoration. The broken lines in the figures show unclaimed subject matter only and form no part of the claimed design.

1 Claim, 3 Drawing Sheets



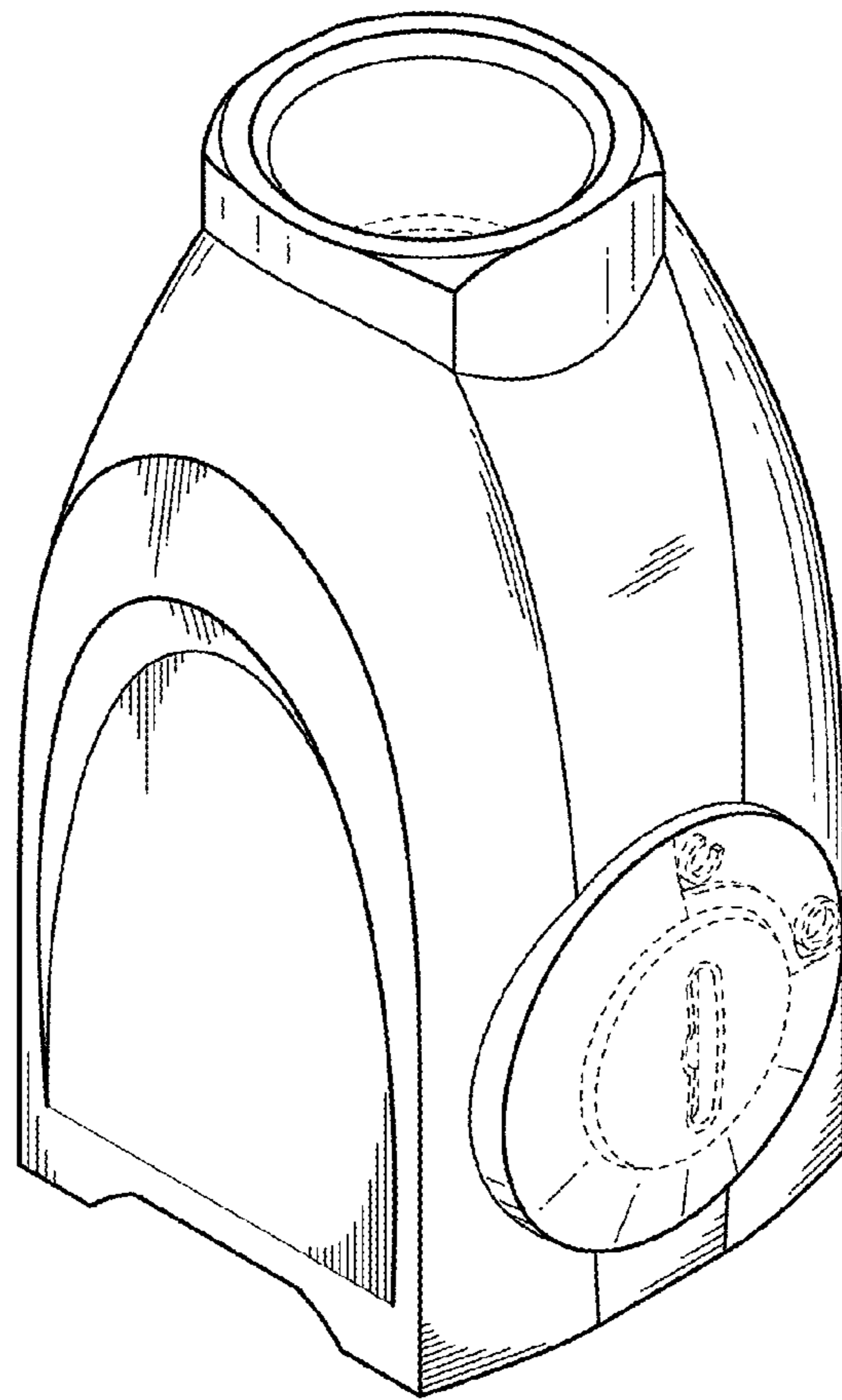


FIG. 1

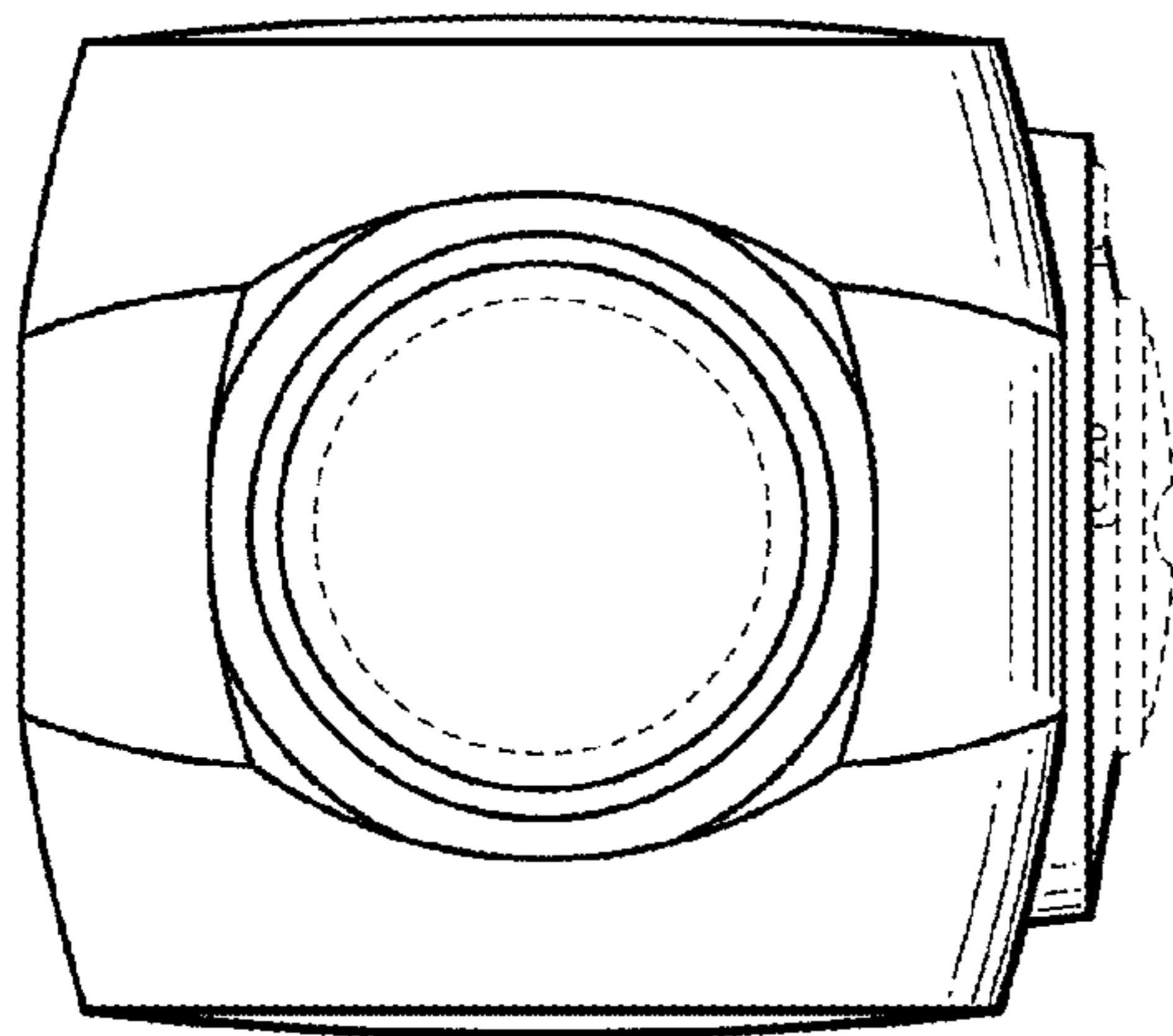


FIG. 2

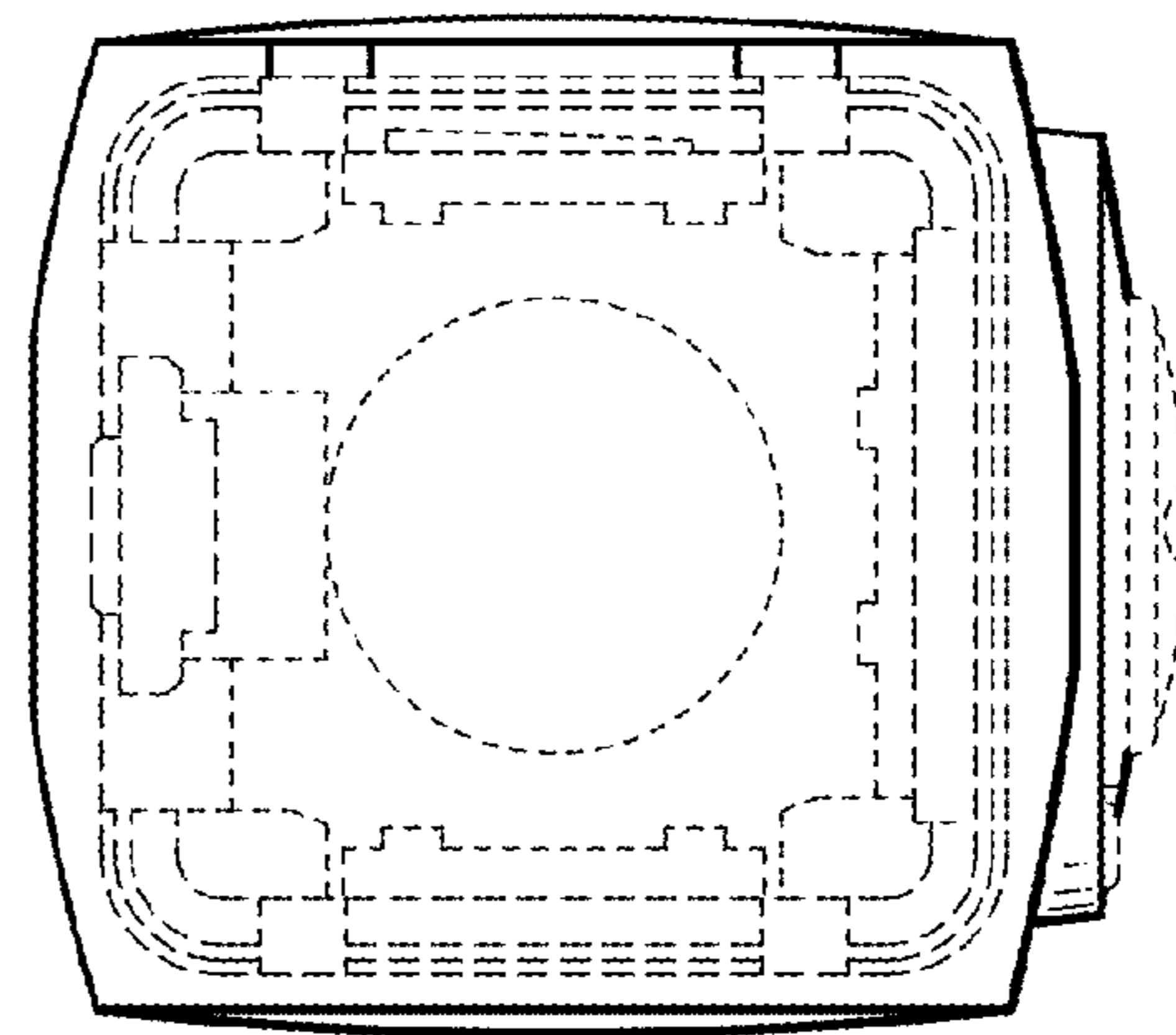


FIG. 3

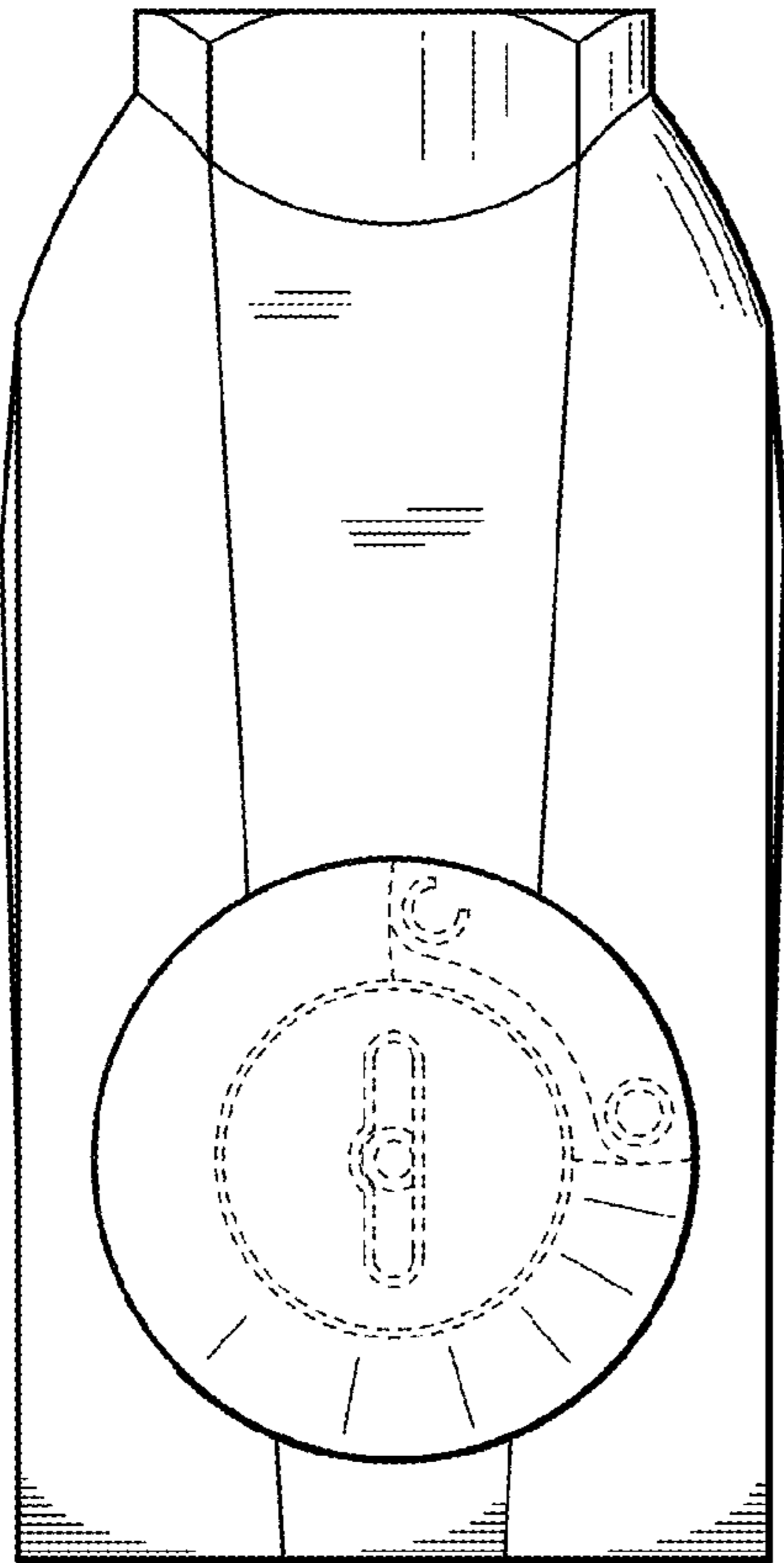


FIG. 4

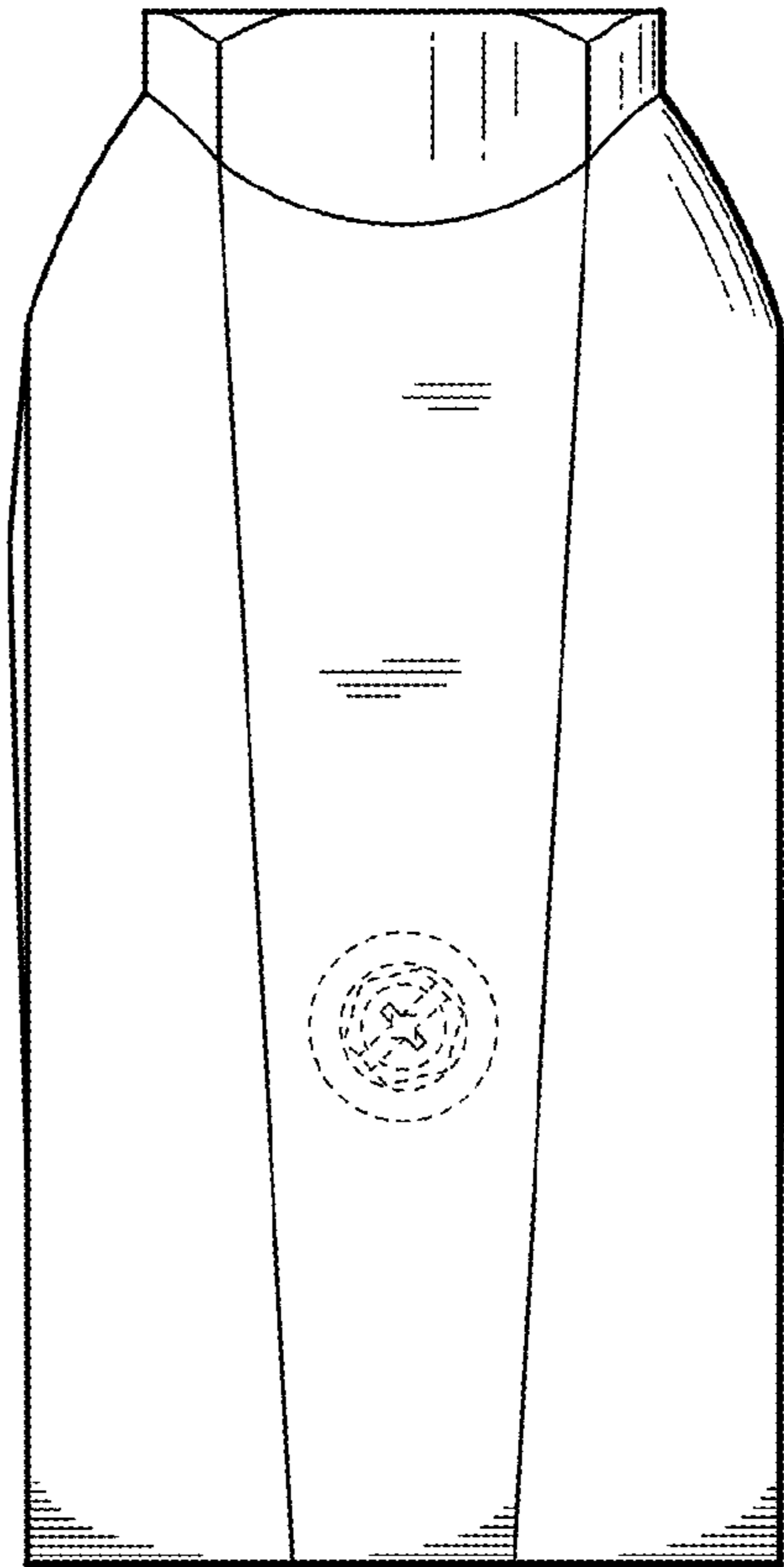


FIG. 5

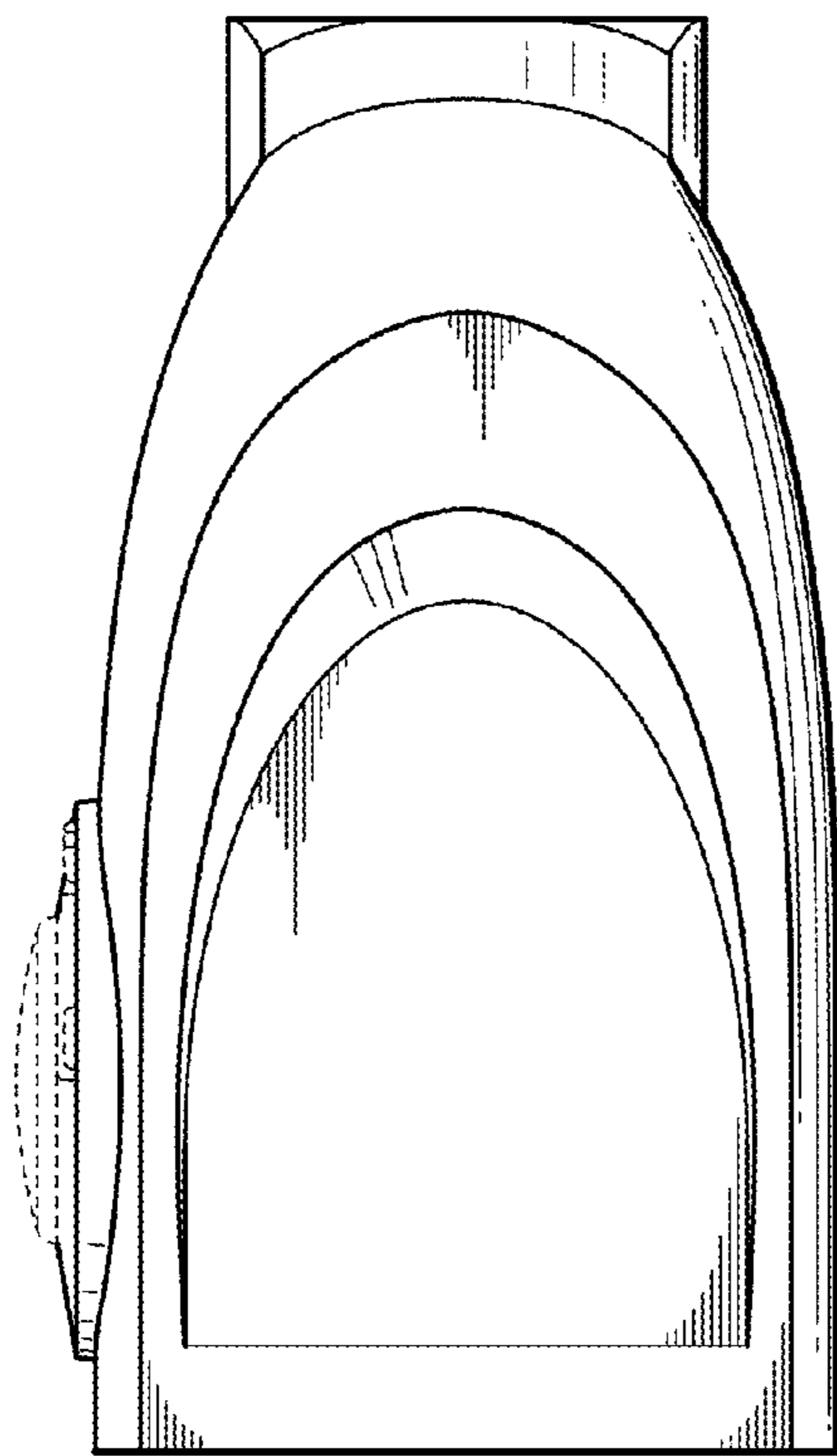


FIG. 6

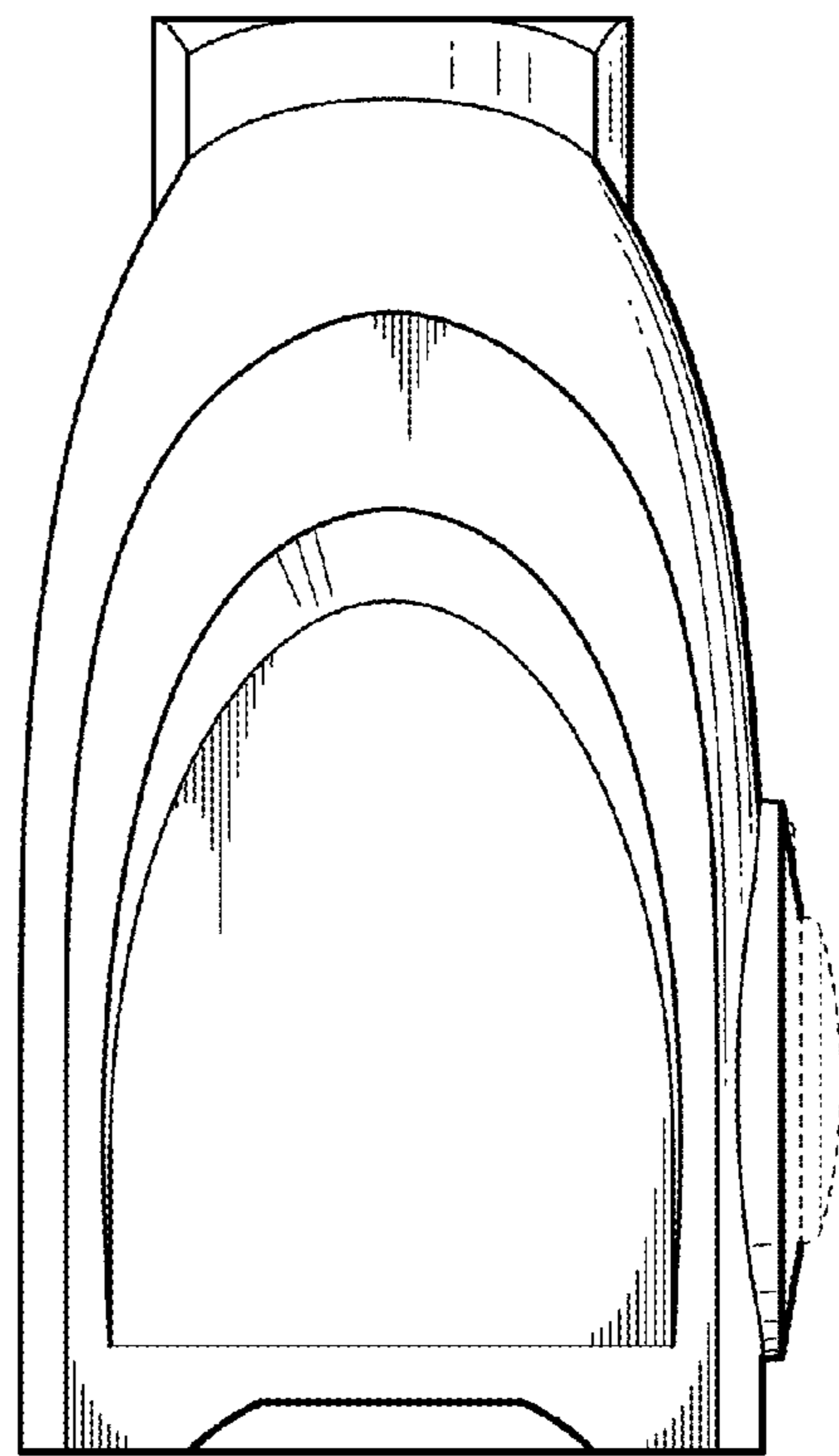


FIG. 7