



US00D688604S

(12) **United States Design Patent**  
**Fetherston et al.**

(10) **Patent No.:** **US D688,604 S**

(45) **Date of Patent:** **\*\* Aug. 27, 2013**

(54) **RADIATOR GRILL FOR A VEHICLE**

(75) Inventors: **Mark Fetherston**, Stuttgart (DE); **Klaus Frenzel**, Stuttgart (DE); **Hans-Dieter Futschik**, Stuttgart (DE); **Gorden Wagener**, Stuttgart (DE)

(73) Assignee: **Daimler AG**, Stuttgart (DE)

(\*\*) Term: **14 Years**

(21) Appl. No.: **29/430,924**

(22) Filed: **Aug. 31, 2012**

(30) **Foreign Application Priority Data**

Mar. 1, 2012 (EM) ..... 002001040-0001

(51) **LOC (9) Cl.** ..... **12-16**

(52) **U.S. Cl.**  
USPC ..... **D12/163**

(58) **Field of Classification Search**

USPC ..... D12/163, 196, 171, 169, 216, 90-92,  
D12/86; 180/68.1, 68.6; 296/193.11  
See application file for complete search history.

(56) **References Cited**

**U.S. PATENT DOCUMENTS**

D617,692 S \* 6/2010 Bauer et al. .... D12/163  
D635,896 S \* 4/2011 Frei et al. .... D12/163  
D671,462 S \* 11/2012 Fetherston et al. .... D12/163  
D679,225 S \* 4/2013 Gifford ..... D12/163

**OTHER PUBLICATIONS**

“Mercedes-Benz” Concept A-Class, Mercedes-Benz, Apr. 19, 2011.

\* cited by examiner

*Primary Examiner* — Melody Brown

(74) *Attorney, Agent, or Firm* — Crowell & Moring LLP

(57) **CLAIM**

The ornamental design for a radiator grill for a vehicle, as shown and described.

**DESCRIPTION**

This application contains subject matter related to the following co-pending U.S. design patent applications:

Application Ser. No. 29/430,921, filed herewith and entitled “Front Portion of a Vehicle, Toy, and/or Replicas Thereof”; Application Ser. No. 29/402,409, filed Sep. 23, 2011 and entitled “Radiator Grill for a Vehicle;” and Application Ser. No. 29/402,410, filed Sep. 23, 2011 and entitled “Radiator Grill for a Vehicle.”

FIG. 1 is a left perspective view of a radiator grill for a vehicle according to our design, the right perspective view being mirror symmetrical;

FIG. 2 is a front view thereof;

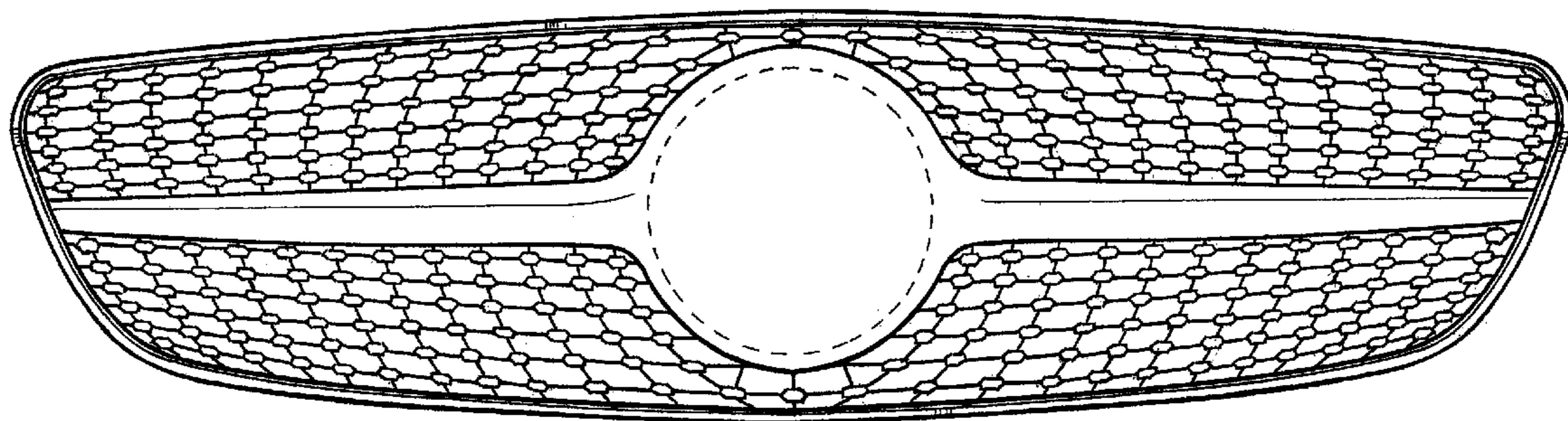
FIG. 3 is a top view thereof;

FIG. 4 is a bottom view thereof; and,

FIG. 5 is a right side view thereof, the left side view being mirror symmetrical.

The broken lines are for illustrative purposes only and form no part of the claimed design.

**1 Claim, 2 Drawing Sheets**



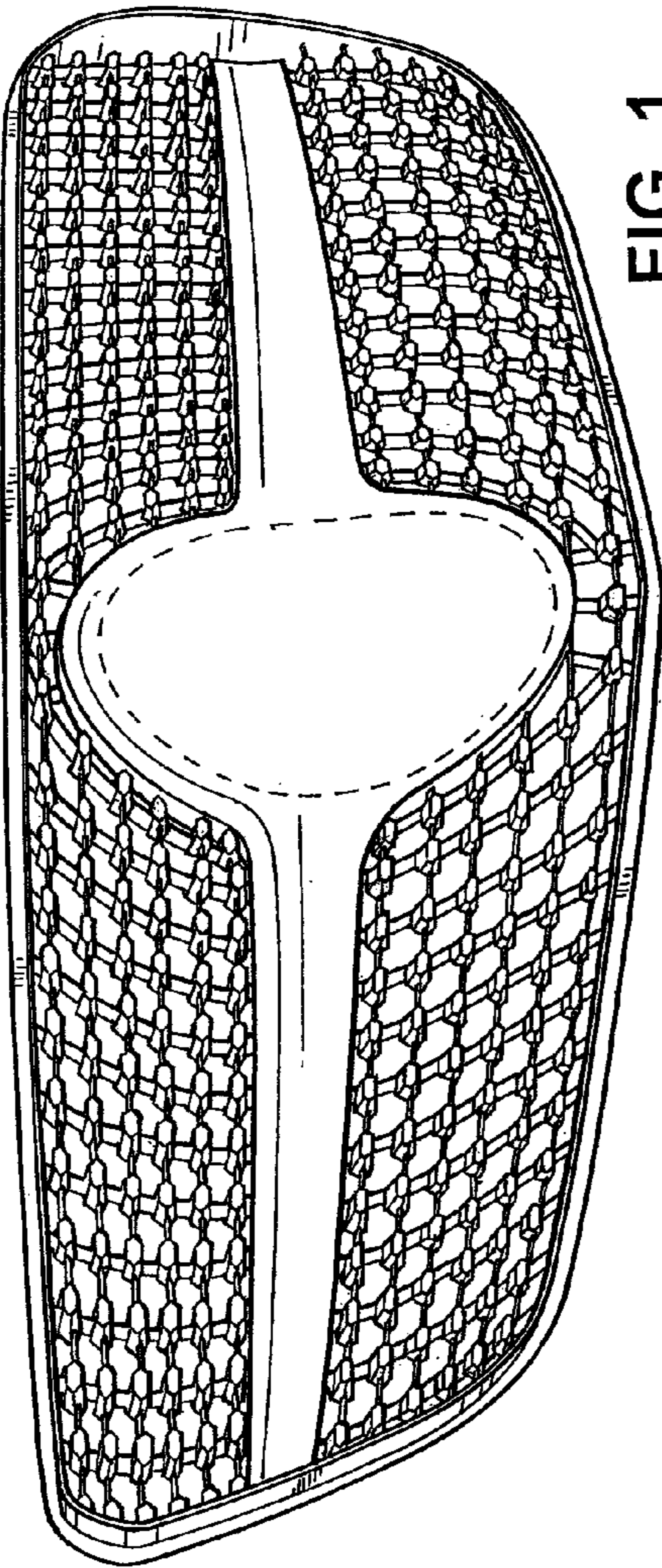


FIG. 1

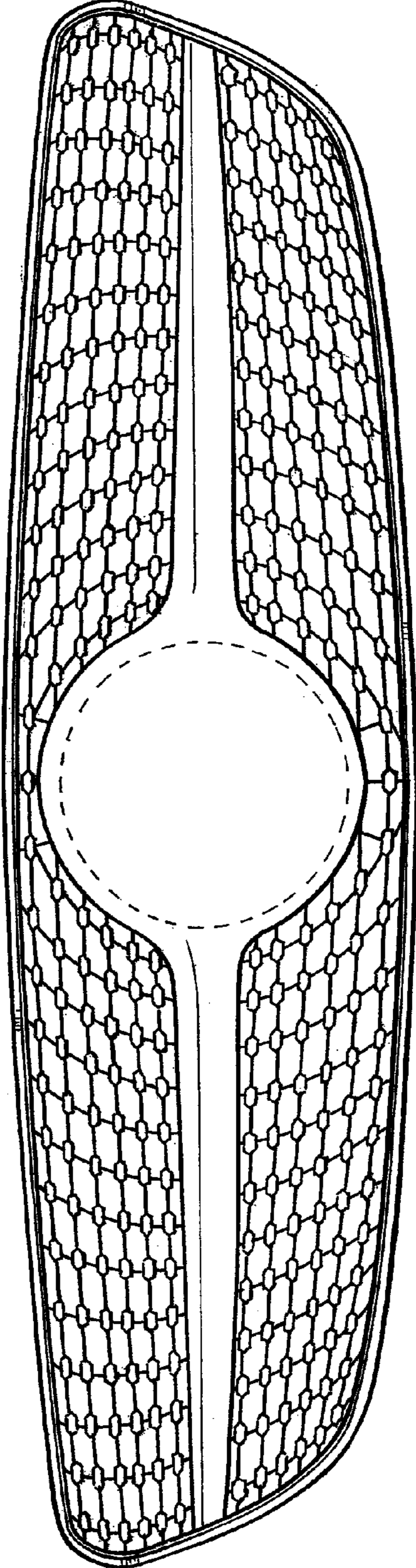


FIG. 2



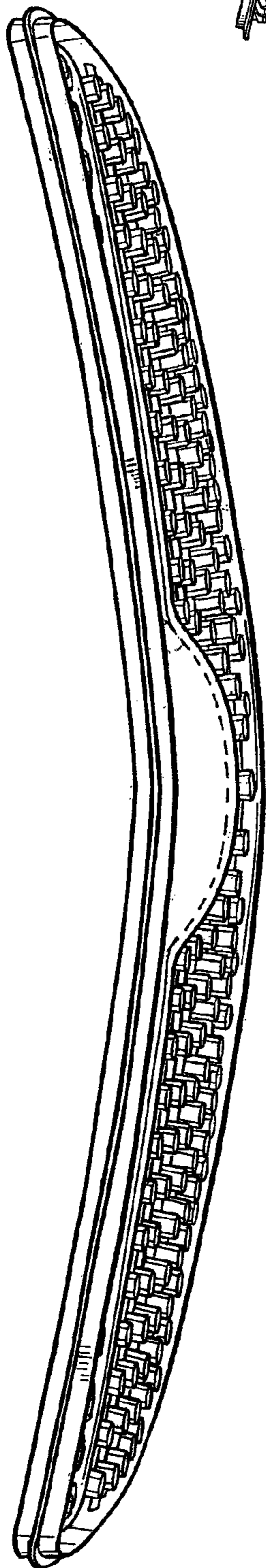


FIG. 3

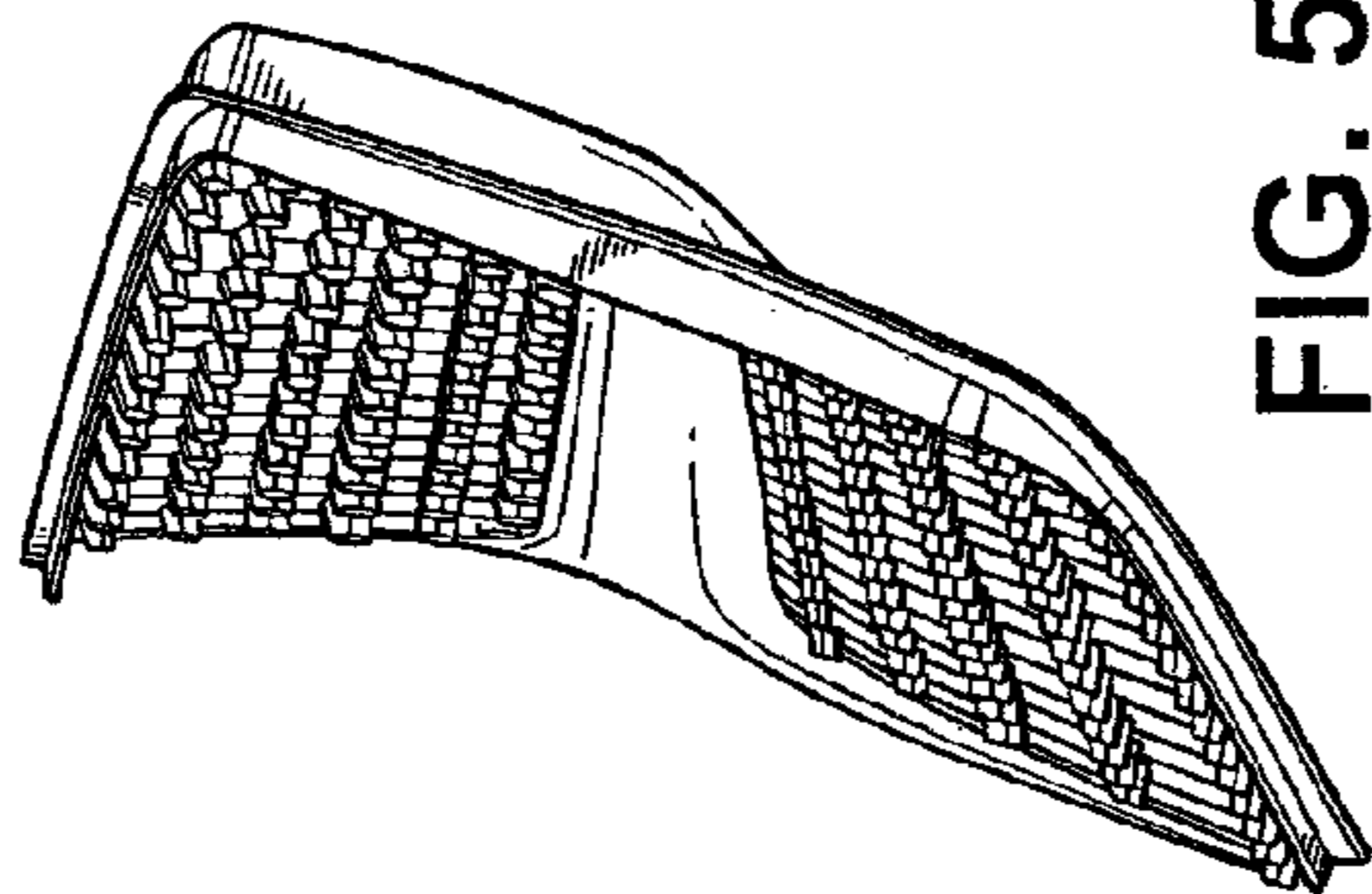


FIG. 5

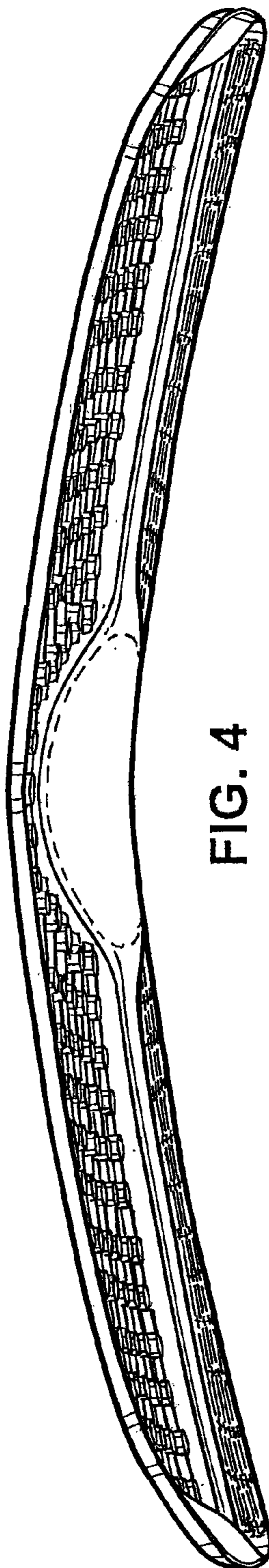


FIG. 4