



US00D688603S

(12) **United States Design Patent**
Fetherston et al.

(10) **Patent No.:** **US D688,603 S**
(45) **Date of Patent:** **** Aug. 27, 2013**

(54) **RADIATOR GRILL FOR A VEHICLE**

(75) Inventors: **Mark Fetherston**, Stuttgart (DE);
Robert Lesnik, Stuttgart (DE); **Gorden**
Wagener, Stuttgart (DE)

(73) Assignee: **Daimler AG**, Stuttgart (DE)

(**) Term: **14 Years**

(21) Appl. No.: **29/423,328**

(22) Filed: **May 31, 2012**

(30) **Foreign Application Priority Data**

Feb. 29, 2012 (EM) 002000281-0005

(51) **LOC (9) Cl.** **12-16**

(52) **U.S. Cl.**
USPC **D12/163**

(58) **Field of Classification Search**
USPC D12/163, 196, 171, 169, 216, 90-92,
D12/86; 180/68.1, 68.6; 296/193.11
See application file for complete search history.

(56) **References Cited**

U.S. PATENT DOCUMENTS

D617,692 S * 6/2010 Bauer et al. D12/163
D635,896 S * 4/2011 Frei et al. D12/163
D671,462 S * 11/2012 Fetherston et al. D12/163

* cited by examiner

Primary Examiner — Melody Brown

(74) *Attorney, Agent, or Firm* — Crowell & Moring LLP

(57) **CLAIM**

The ornamental design for a radiator grill for a vehicle, as shown and described.

DESCRIPTION

This application contains subject matter related to the following co-pending U.S. design patent applications:

Application Ser. No. 29/423,325, filed herewith and entitled “Vehicle, Toy, and/or Replicas Thereof”;

Application Ser. No. 29/423,326, filed herewith and entitled “Front Portion of a Vehicle, Toy, and/or Replicas Thereof”; and

Application Ser. No. 29/423,334, filed herewith and entitled “Radiator Grill for a Vehicle”.

FIG. 1 is a left, front perspective view of a radiator grill for a vehicle according to our design, the right, front perspective view being mirror symmetrical;

FIG. 2 is a front view thereof;

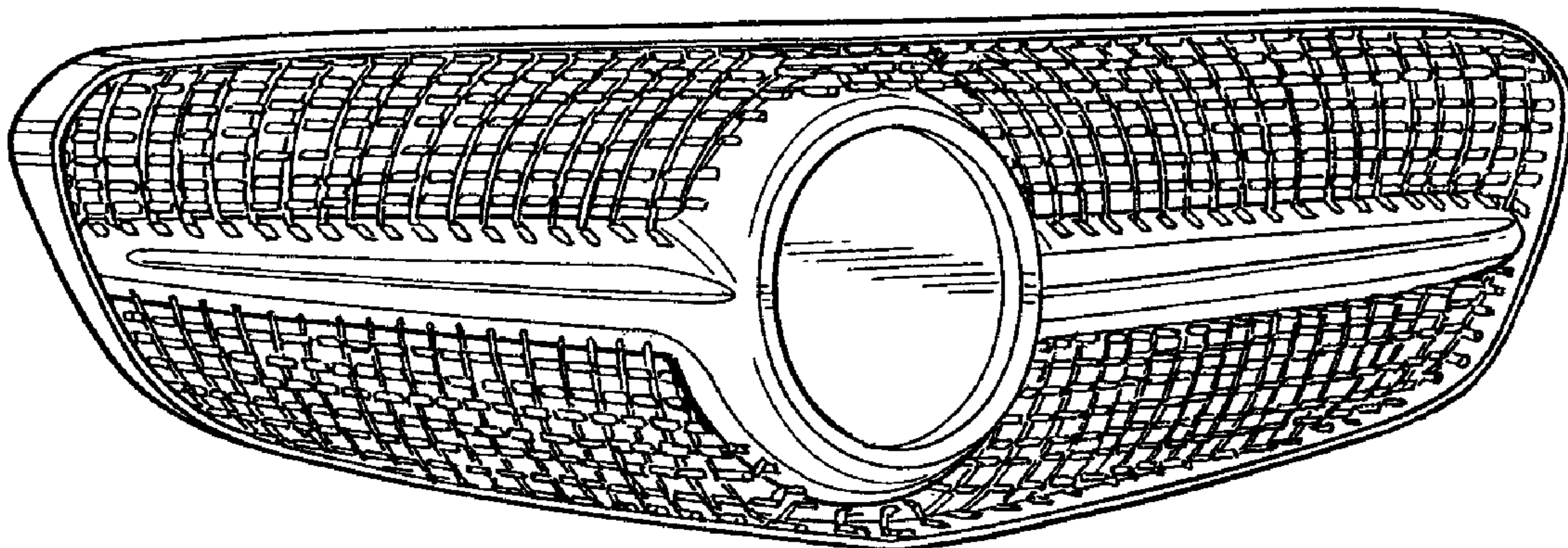
FIG. 3 is a top view thereof;

FIG. 4 is a bottom view thereof; and,

FIG. 5 is a right side view thereof; the left side view being mirror symmetrical.

The broken lines are for illustrative purposes only and form no part of the claimed design.

1 Claim, 2 Drawing Sheets



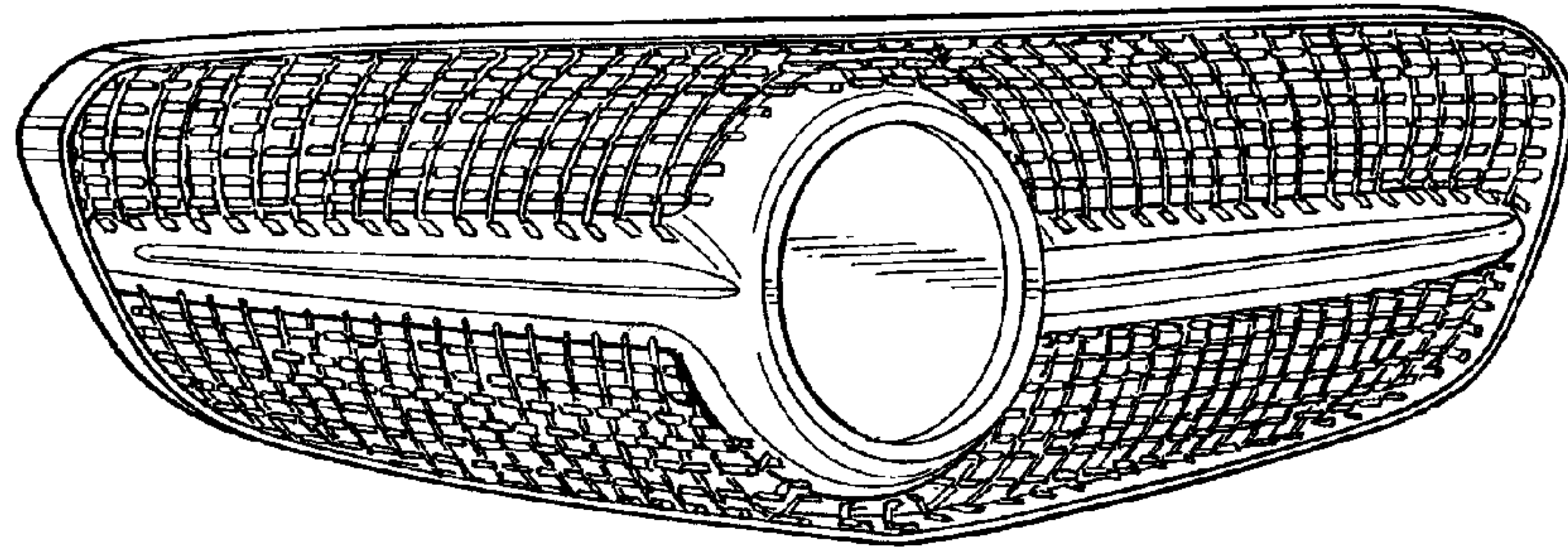


FIG. 1

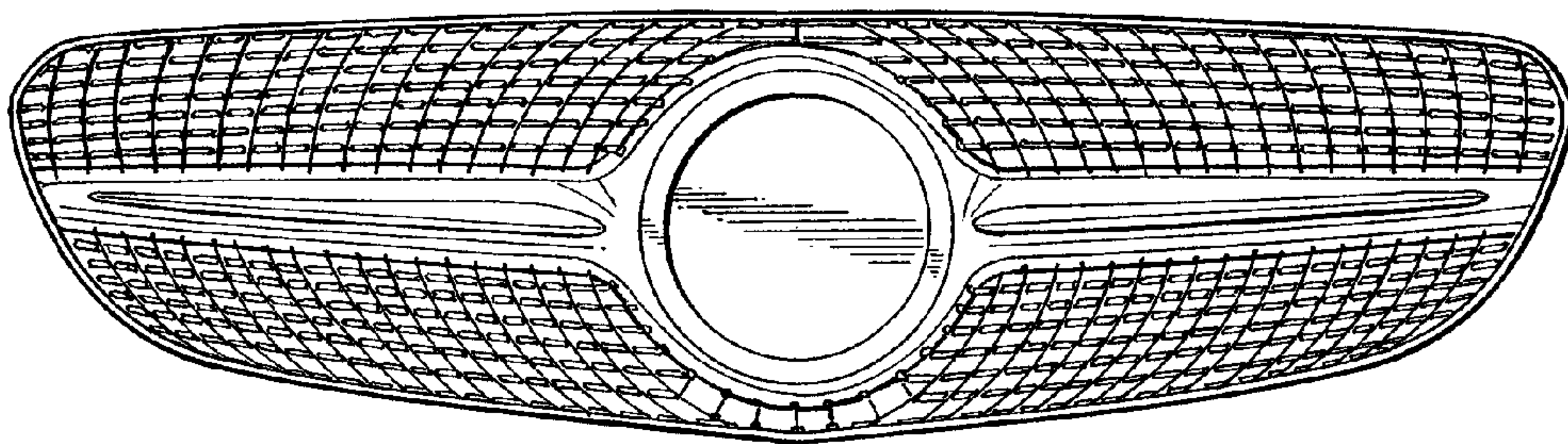


FIG. 2

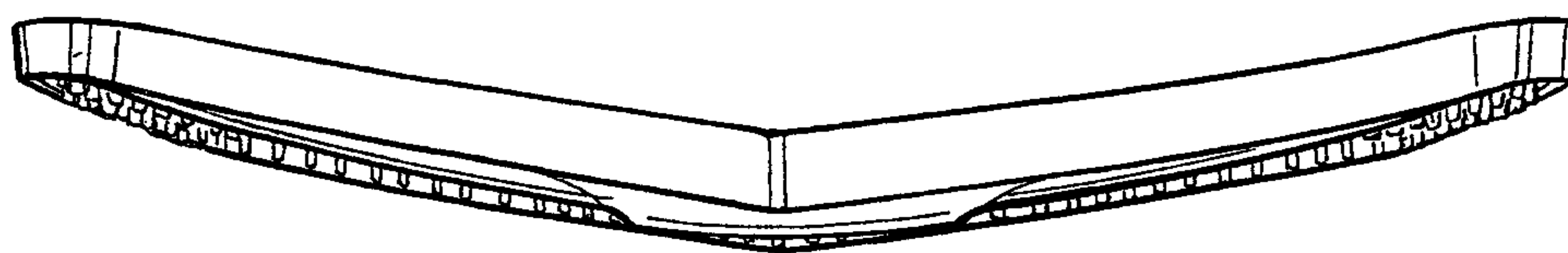


FIG. 3

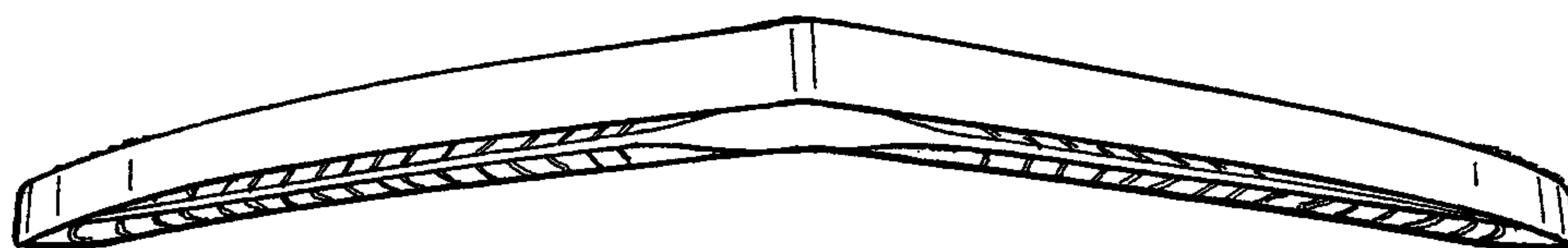


FIG. 4

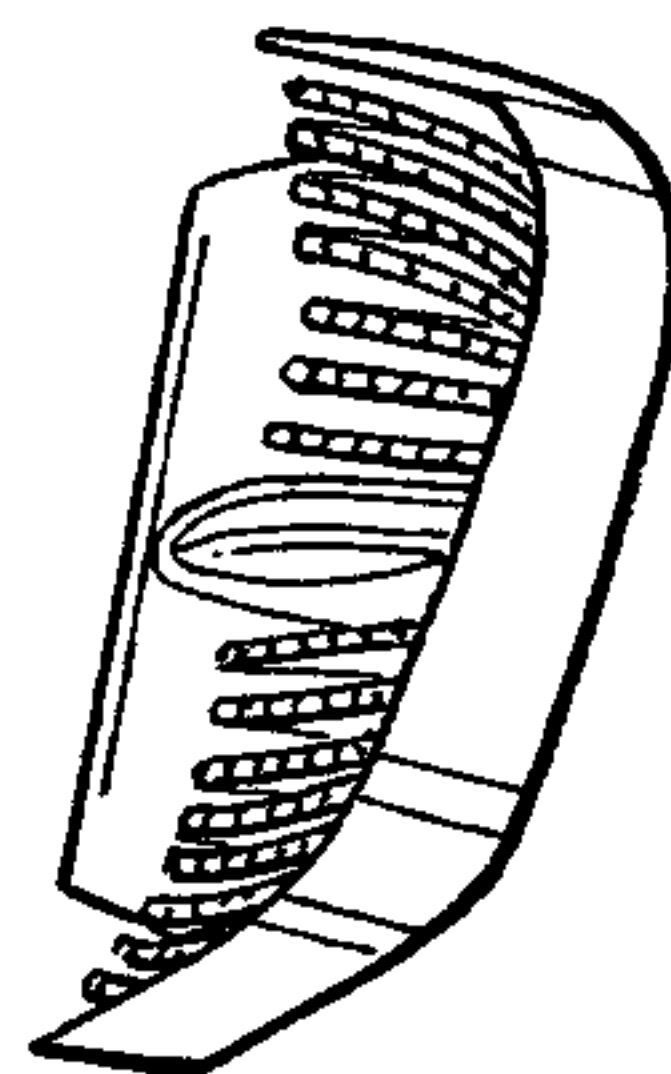


FIG. 5