



US00D688591S

(12) **United States Design Patent**
Merrell

(10) **Patent No.:** **US D688,591 S**

(45) **Date of Patent:** **** Aug. 27, 2013**

(54) **CROSS SHAPED PLANTER**

(71) Applicant: **Brian Merrell**, Seres, CA (US)

(72) Inventor: **Brian Merrell**, Seres, CA (US)

(**) Term: **14 Years**

(21) Appl. No.: **29/433,901**

(22) Filed: **Oct. 5, 2012**

(51) **LOC (9) Cl.** **11-02**

(52) **U.S. Cl.**
USPC **D11/149**

(58) **Field of Classification Search**
USPC D6/403-405, 556-558; D8/1;
D11/143-156, 164; D19/77, 80, 81, 84;
D25/100; D26/9-11, 16, 19; D34/1, 2, 4-6;
D99/5, 19; 47/17, 32.4, 32.5, 33, 39, 41.01,
47/41.1, 41.11-41.15, 44-47, 65, 65.5, 65.9,
47/66.1, 66.6, 66.7, 67-71

See application file for complete search history.

(56) **References Cited**

U.S. PATENT DOCUMENTS

183,611	A *	10/1876	Westcott	47/47
274,006	A *	3/1883	Kuehn	47/41.01
600,313	A *	3/1898	Hayes	47/41.01
1,344,526	A *	6/1920	Tilney	47/41.11
2,366,377	A *	1/1945	Zois	47/41.12
3,302,327	A *	2/1967	Fant	47/41.12
3,992,812	A *	11/1976	Horowitz	47/45

4,058,929	A *	11/1977	O'Connell	47/41.12
4,092,801	A *	6/1978	Schoenherr et al.	47/41.12
D365,781	S	1/1996	Osborn	
5,588,253	A *	12/1996	Boodley et al.	47/41.12
D555,535	S *	11/2007	Mantor	D11/149
D652,764	S	1/2012	Cadigan	
D653,160	S *	1/2012	Ford	D11/149
D656,429	S	3/2012	Cadigan	
2012/0247014	A1 *	10/2012	Kepes et al.	47/41.12

* cited by examiner

Primary Examiner — Garth Rademaker

(74) *Attorney, Agent, or Firm* — Kirk A. Buhler; Buhler & Associates

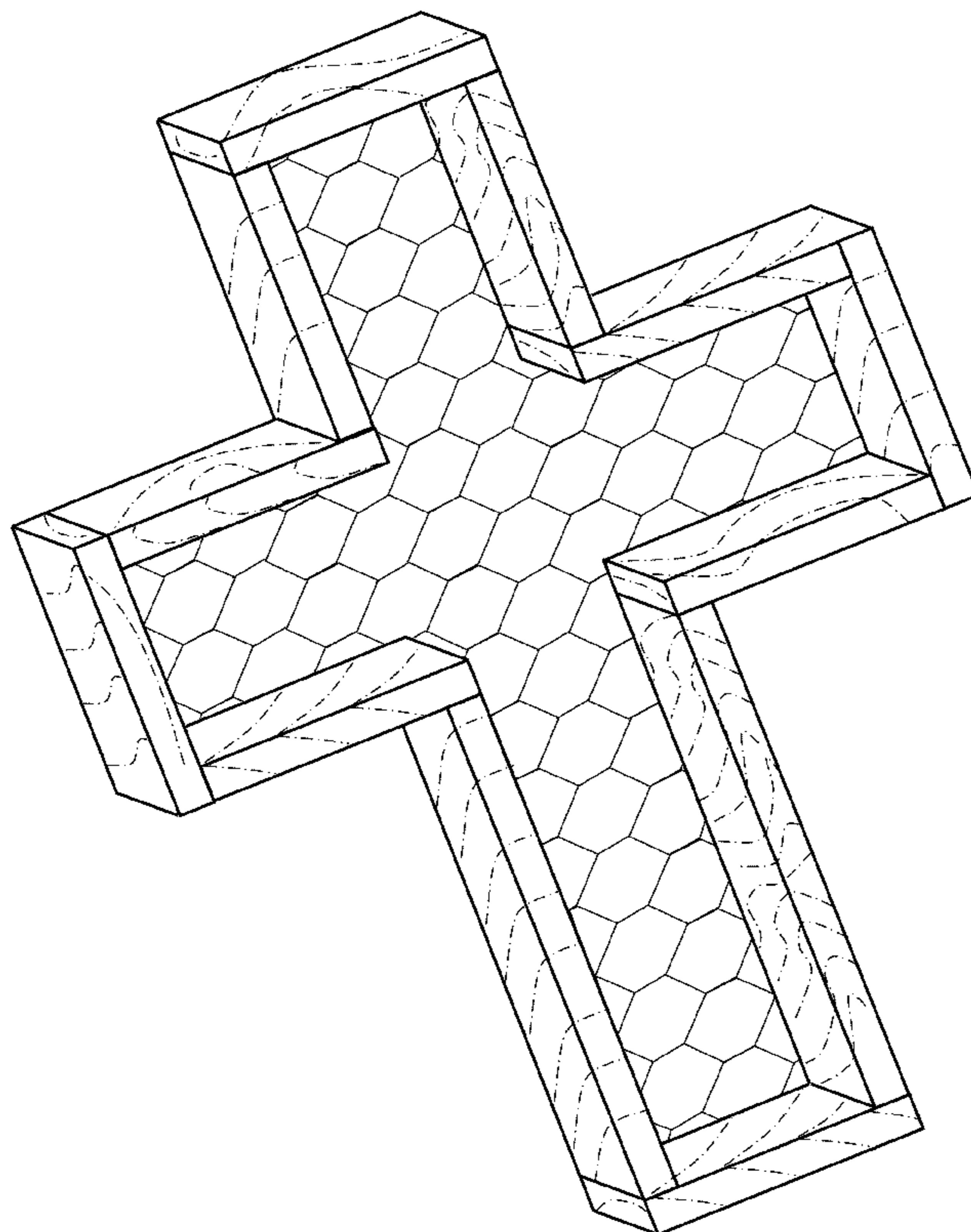
(57) **CLAIM**

The ornamental design for a cross shaped planter, as shown and described.

DESCRIPTION

FIG. 1 is a top perspective view of a cross shaped planter showing my new design;
FIG. 2 is a front view thereof;
FIG. 3 is a right side view thereof;
FIG. 4 is a rear view thereof;
FIG. 5 is a left side view thereof;
FIG. 6 is a top view thereof; and,
FIG. 7 is a bottom view thereof.
The broken lines depict wood grain which forms no part of the claimed design.

1 Claim, 4 Drawing Sheets



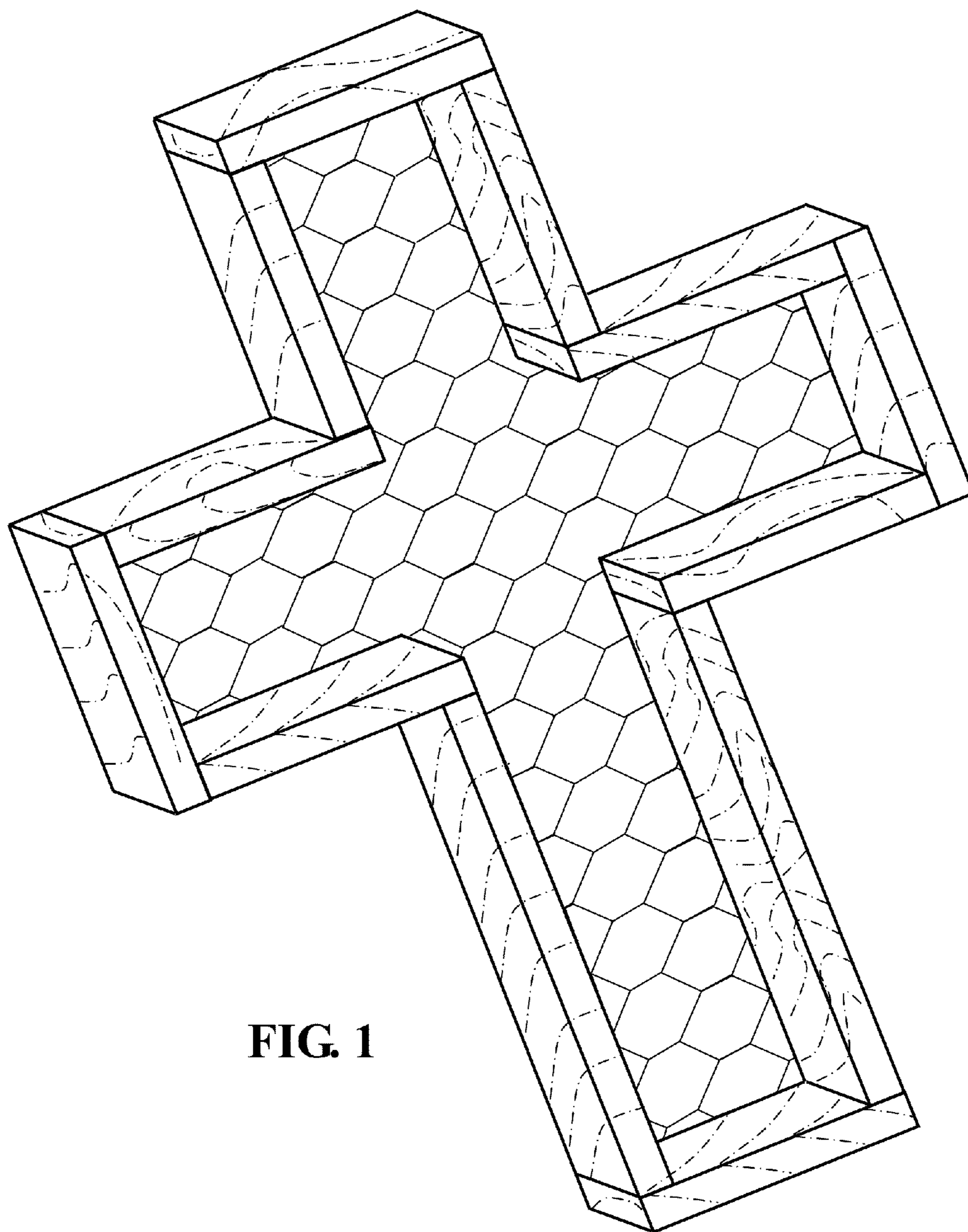


FIG. 1

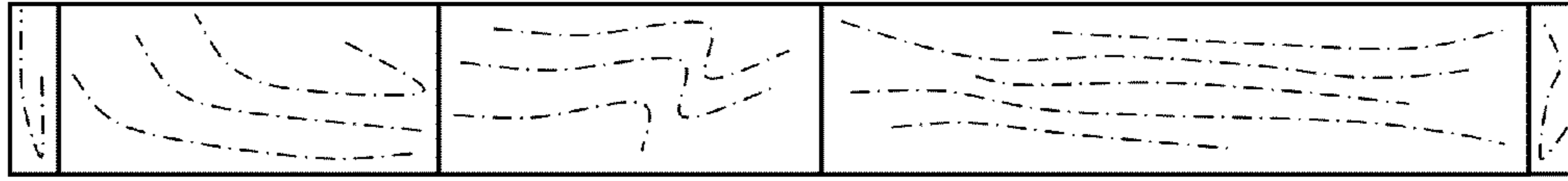


FIG. 3




FIG. 2

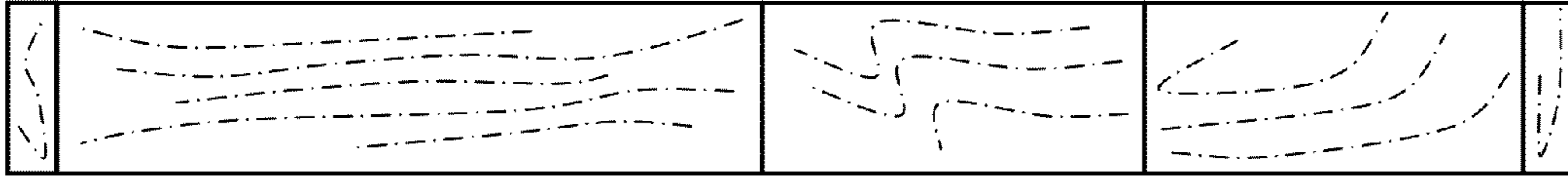


FIG. 5

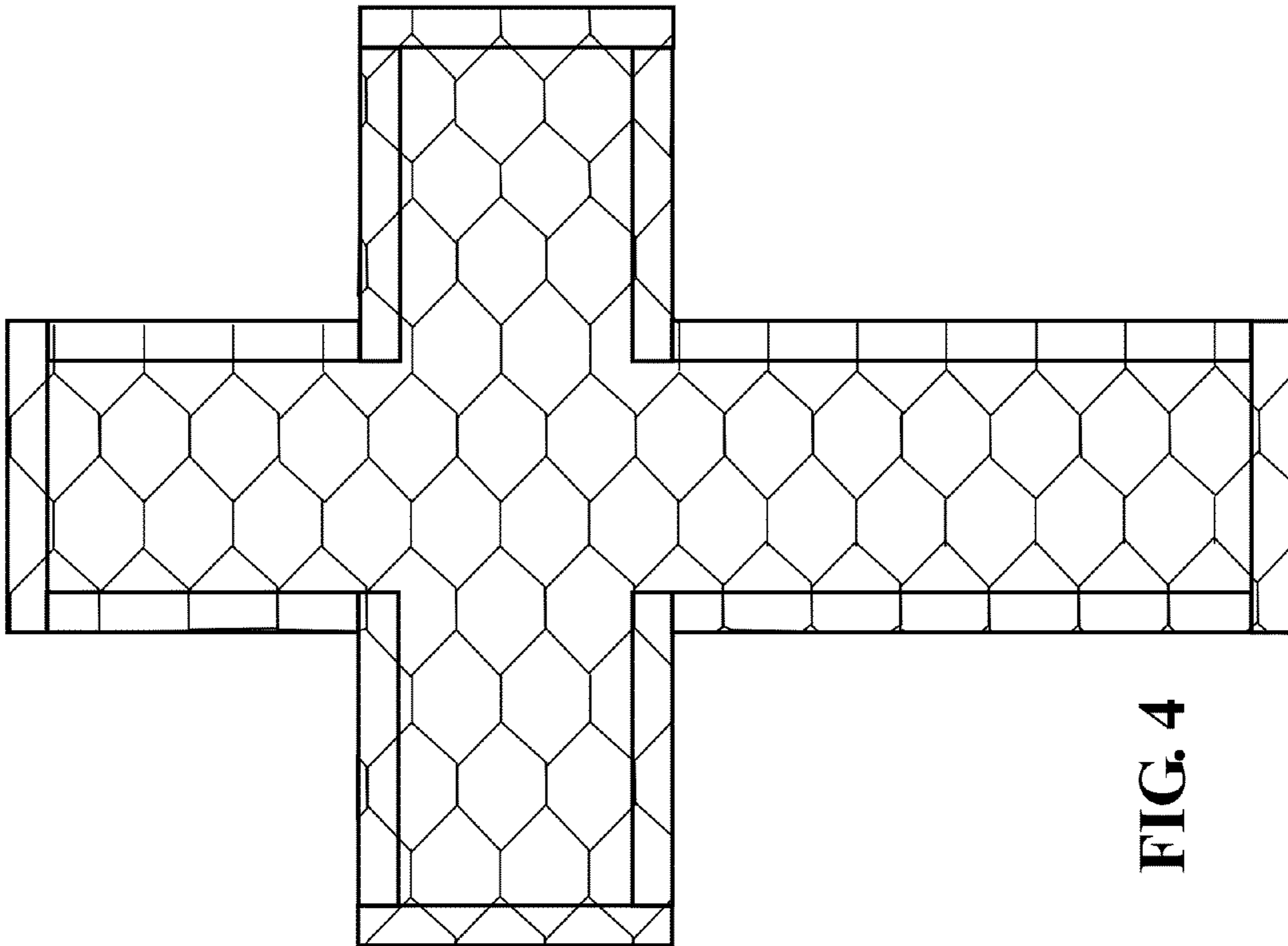


FIG. 4

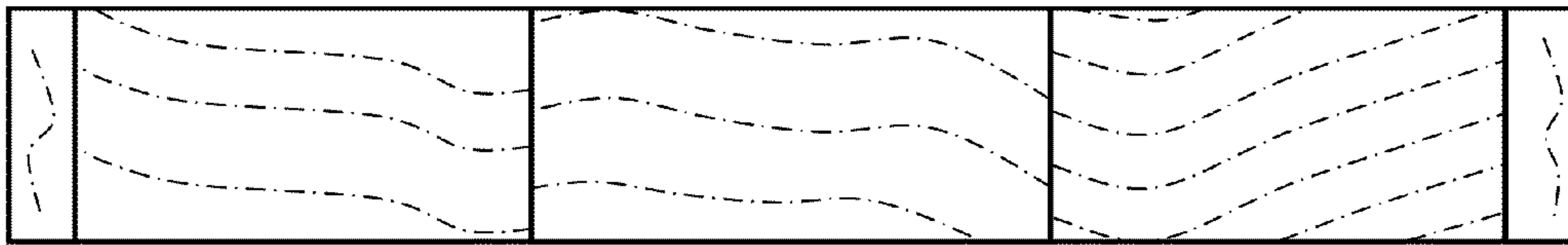


FIG. 6

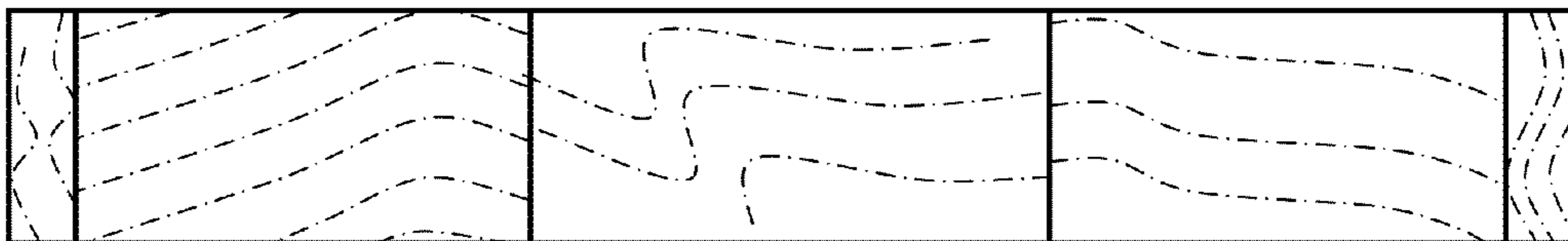


FIG. 7