



US00D688581S

(12) **United States Design Patent**
Sawyer

(10) **Patent No.:** **US D688,581 S**

(45) **Date of Patent:** **** Aug. 27, 2013**

(54) **OFF-CENTERED WATCH FACE**

(76) **Inventor:** **Ann Sawyer**, San Antonio, TX (US)

(**) **Term:** **14 Years**

(21) **Appl. No.:** **29/429,964**

(22) **Filed:** **Aug. 20, 2012**

(51) **LOC (9) Cl.** **10-07**

(52) **U.S. Cl.**
USPC **D10/126**

(58) **Field of Classification Search**
USPC D10/122–126, 30–39, 1–29; 368/223,
368/228, 229, 231, 232, 233, 239, 76, 77
See application file for complete search history.

(56) **References Cited**

U.S. PATENT DOCUMENTS

D42,761 S	7/1912	Kennon	
1,135,409 A	4/1915	Simmons	
D131,628 S *	3/1942	Heinmuller	D10/124
2,482,660 A *	9/1949	Dewey	224/179
D186,818 S	12/1959	Gale	
2,994,970 A *	8/1961	Spooner	434/304
D212,962 S *	12/1968	McLeod	D10/22
D252,194 S *	6/1979	Day	D10/125
D297,512 S *	9/1988	Kowalenko et al.	D10/22
D323,121 S *	1/1992	Dumas	D10/32
D325,877 S	5/1992	Fong	
D330,166 S	10/1992	Park	
D334,346 S *	3/1993	Vogel	D10/33
D360,593 S	7/1995	McLaughlin	

D362,190 S *	9/1995	Neuse	D10/22
D365,526 S *	12/1995	Gardner	D10/39
D366,851 S *	2/1996	Svast	D10/124
D438,472 S *	3/2001	Fichter	D10/39
D468,656 S *	1/2003	Kallestad	D10/126
D469,363 S	1/2003	Mittersinker	
D470,061 S	2/2003	Mittersinker	
D496,296 S *	9/2004	Nataf	D10/126
D528,019 S *	9/2006	Bedat	D10/39
D530,226 S	10/2006	Senggen	
D553,534 S *	10/2007	d'Origny	D10/124
D558,609 S	1/2008	Iff	
D560,535 S *	1/2008	Solomon	D10/126
D567,679 S	4/2008	Iff	
D591,190 S *	4/2009	Lacroix-Gachet	D10/126
D598,788 S	8/2009	Cole	
D602,798 S	10/2009	Garzon	

* cited by examiner

Primary Examiner — Lucy Lieberman

(74) *Attorney, Agent, or Firm* — QuickPatents; Kevin Prince

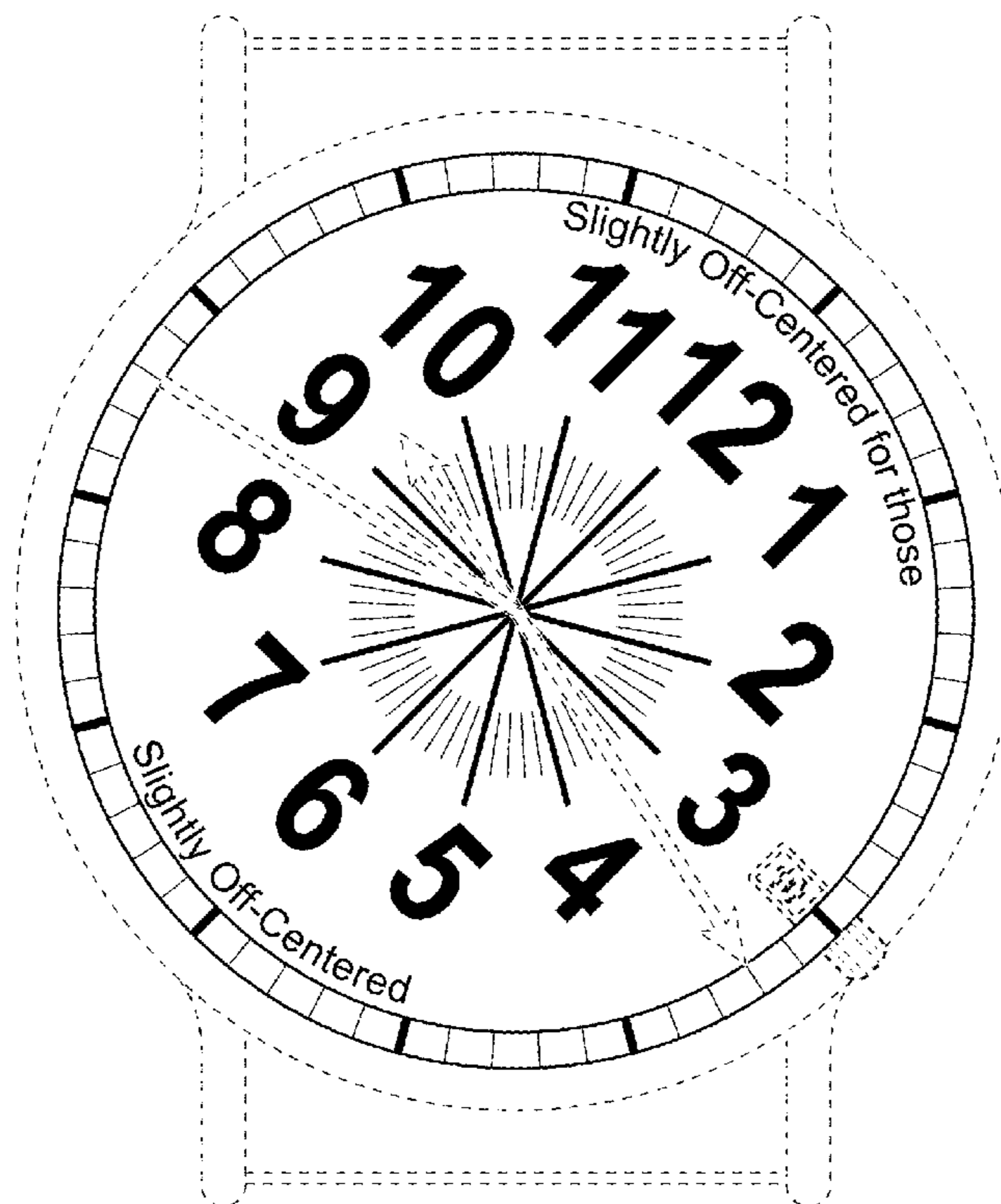
(57) **CLAIM**

I claim the ornamental design for an off-centered watch face, as shown and described.

DESCRIPTION

FIG. 1 is a top plan view of an off-centered watch face, showing a first embodiment of my new design; and, FIG. 2 is a top plan view of a second embodiment thereof. All of the broken lines in the drawings are used to show unclaimed environmental structure.

1 Claim, 2 Drawing Sheets






FIG. 1




FIG. 2