



US00D688569S

(12) **United States Design Patent**
Weeston

(10) **Patent No.:** **US D688,569 S**

(45) **Date of Patent:** **** Aug. 27, 2013**

(54) **DEODORANT DISPENSER**

(71) Applicant: **Jennifer D. Weeston**, San Diego, CA
(US)

(72) Inventor: **Jennifer D. Weeston**, San Diego, CA
(US)

(**) Term: **14 Years**

(21) Appl. No.: **29/437,231**

(22) Filed: **Nov. 14, 2012**

(51) **LOC (9) Cl.** **09-01**

(52) **U.S. Cl.**
USPC **D9/727**

(58) **Field of Classification Search**
USPC D9/418, 414, 417, 424, 428, 432,
D9/435, 439, 440, 445, 529, 560, 569, 572-575,
D9/682, 684, 690, 693, 694, 696, 723-729,
D9/730, 732-736; D24/113, 115, 119, 121,
D24/130, 188, 197, 207; D3/901; D28/7,
D28/76, 73, 82, 83, 99; 206/38, 438, 823,
206/828; 221/135, 208, 278, 282;
215/381-384; 220/660, 679; D7/300, 300.1,
D7/505

See application file for complete search history.

(56) **References Cited**

U.S. PATENT DOCUMENTS

D199,274 S * 9/1964 Du Pree D7/300
D221,520 S * 8/1971 Plummer D9/529

D233,981 S * 12/1974 Watt D9/560
D320,936 S * 10/1991 Honda et al. D9/430
D374,817 S * 10/1996 Bertolini et al. D9/727
D654,812 S * 2/2012 Wade D9/729

* cited by examiner

Primary Examiner — Derrick Holland

Assistant Examiner — Lauren Calve

(74) *Attorney, Agent, or Firm* — John K. Buche; Buche & Associates, P.C.

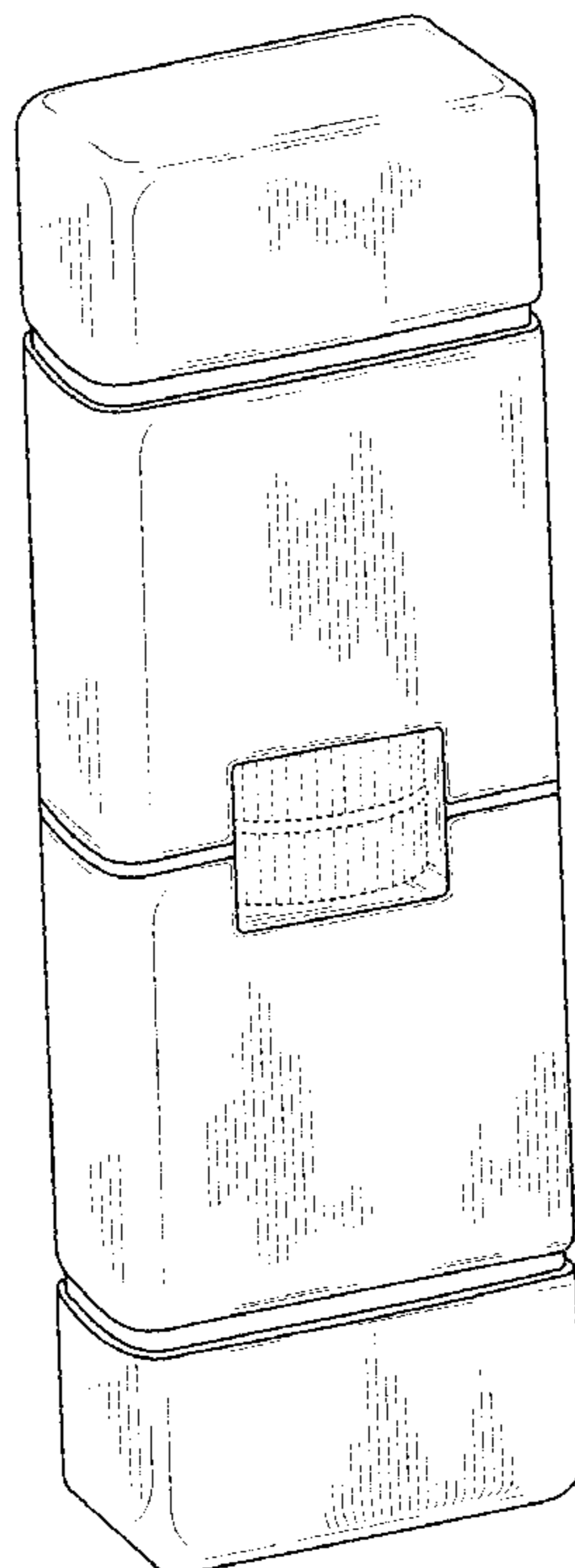
(57) **CLAIM**

The ornamental design for a deodorant dispenser, as shown and described.

DESCRIPTION

FIG. 1 is a perspective view of a deodorant dispenser.
FIG. 2 is a back view of the deodorant dispenser of FIG. 1.
FIG. 3 is a front view of the deodorant dispenser of FIG. 1.
FIG. 4 is a left side view of the deodorant dispenser of FIG. 1.
FIG. 5 is a right side view of the deodorant dispenser of FIG. 1.
FIG. 6 is a bottom view of the deodorant dispenser of FIG. 1.
FIG. 7 is a top view of the deodorant dispenser of FIG. 1; and,
FIG. 8 is an exploded perspective view of the deodorant dispenser of FIG. 1.
The broken line showing of a deodorant dispenser represents unclaimed subject matter and forms no part of the claimed design.

1 Claim, 6 Drawing Sheets



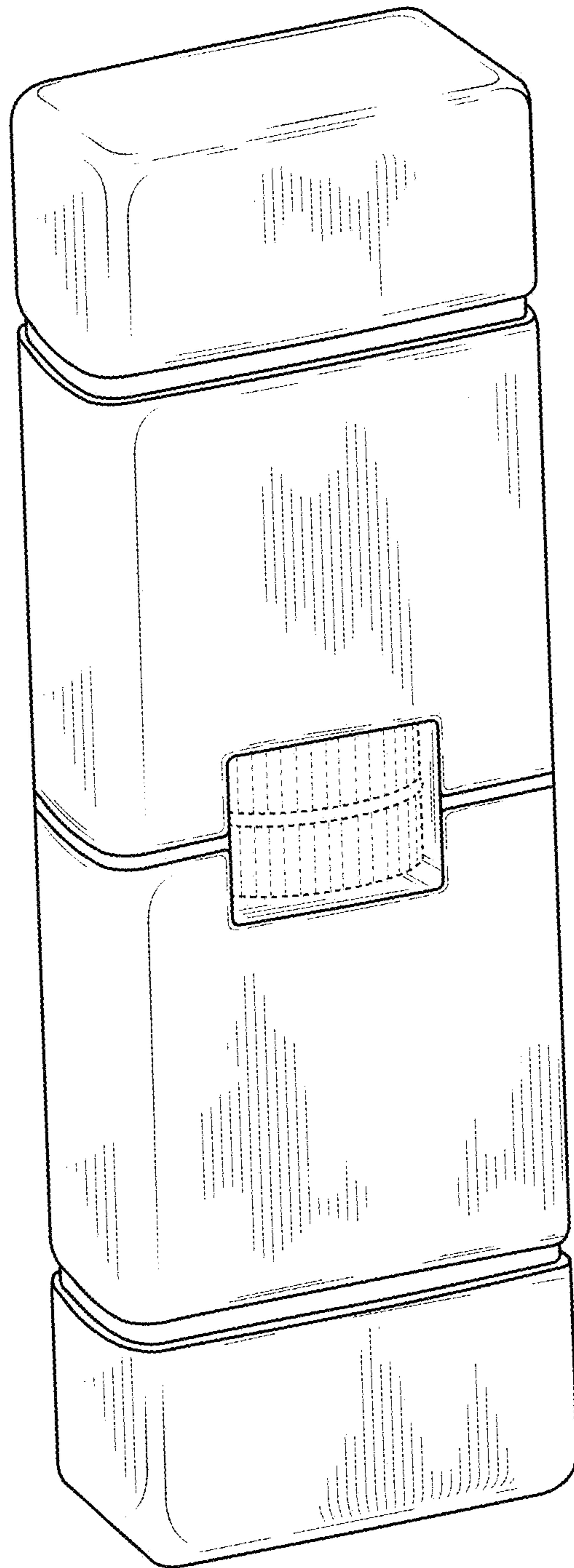


FIG. 1

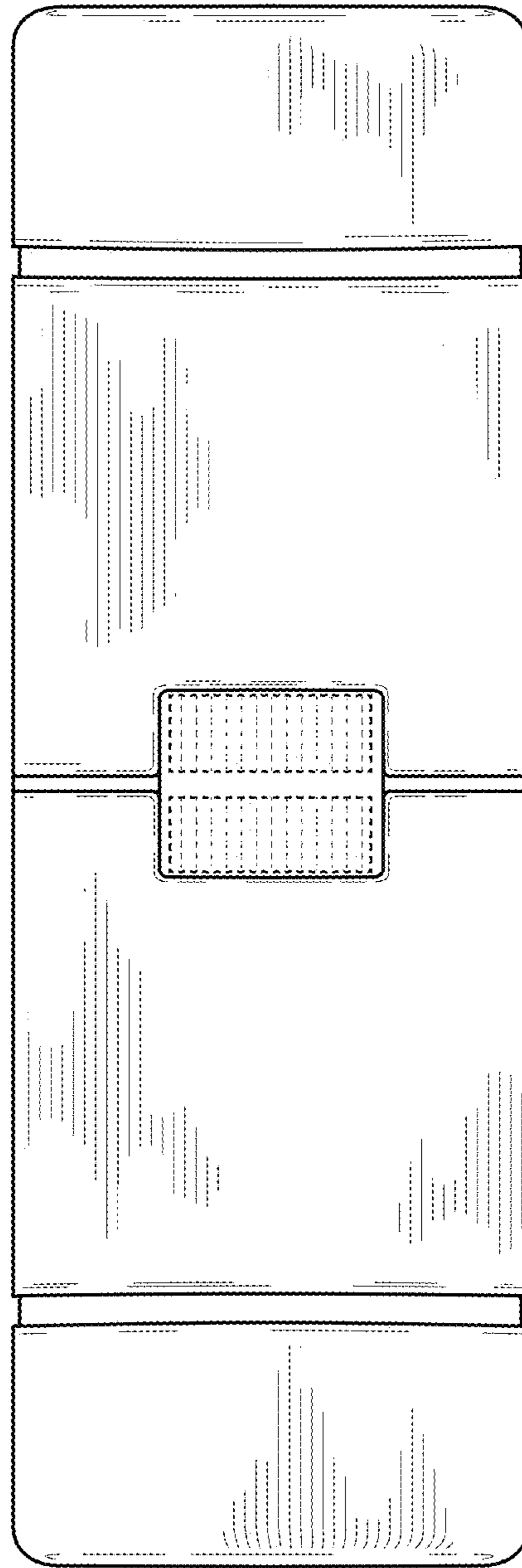


FIG. 2

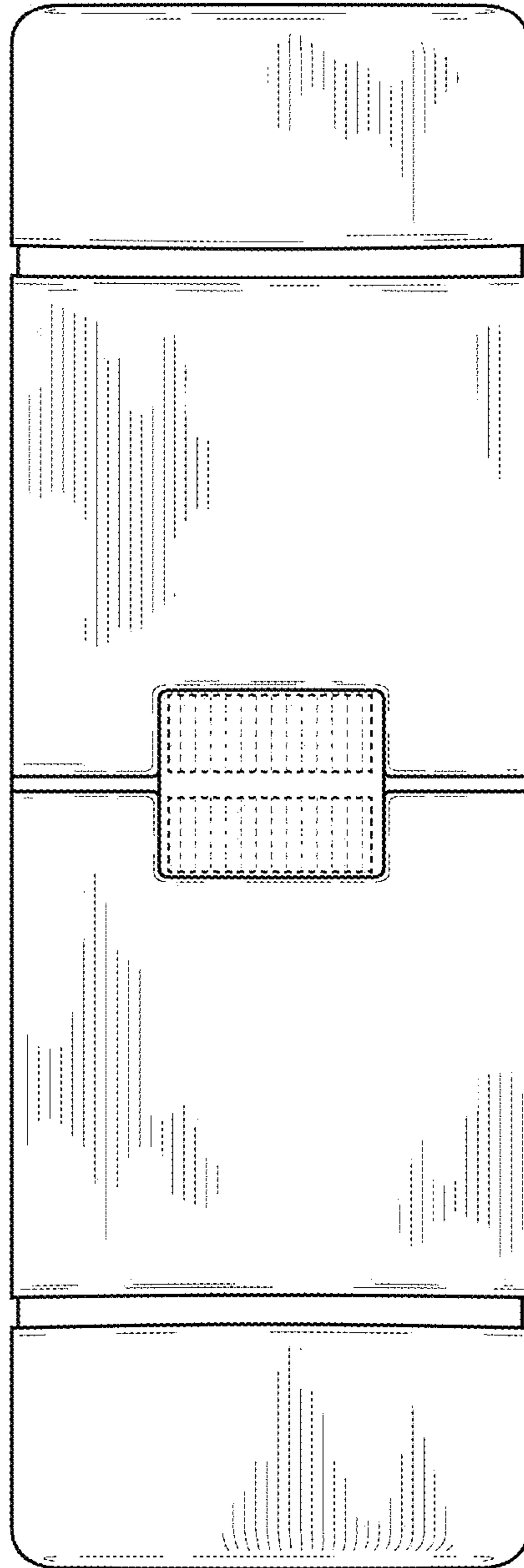


FIG. 3




FIG. 4



FIG. 5




FIG. 6




FIG. 7

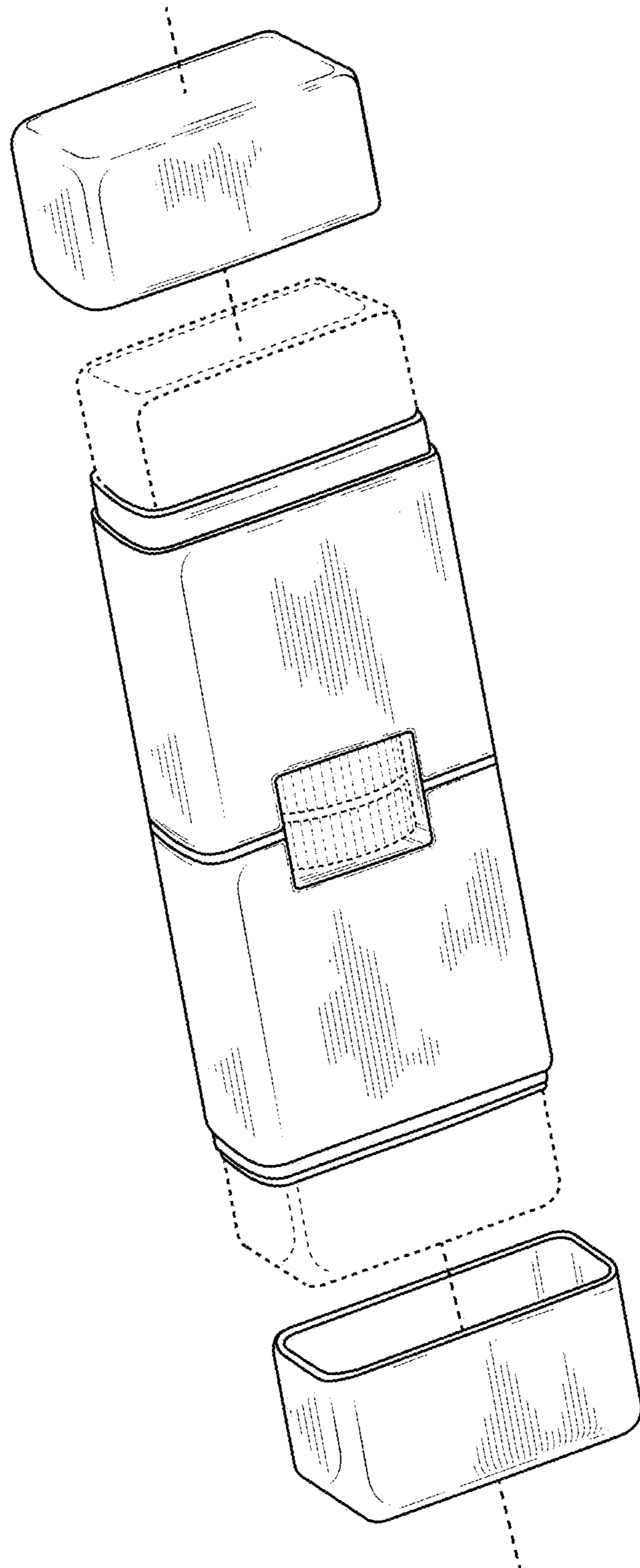


FIG. 8