



US00D688561S

(12) **United States Design Patent**
Bunce et al.

(10) **Patent No.:** **US D688,561 S**
(45) **Date of Patent:** **** Aug. 27, 2013**

(54) **BOTTLE WITH PUMP**

(75) Inventors: **Martin Christopher Bunce**, Wilshire (GB); **Corinne Elizabeth Elstow**, Wilshire (GB); **Namrata Nayyar-Kamdar**, London (GB); **David Andrew Lickstein**, Trumbull, CT (US); **John David Almstead, Jr.**, Trumbull, CT (US); **Scot Lawrence Forrest**, Trumbull, CT (US)

(73) Assignee: **Conopco, Inc.**, Englewood Cliffs, NJ (US)

(**) Term: **14 Years**

(21) Appl. No.: **29/426,284**

(22) Filed: **Jul. 3, 2012**

(30) **Foreign Application Priority Data**

Jan. 10, 2012 (EM) 001973017-0001

(51) **LOC (9) Cl.** **09-01**

(52) **U.S. Cl.**
USPC **D9/682**

(58) **Field of Classification Search**
USPC D9/500–505, 600–681, 682–694,
D9/516–575, 434–454, 719, 723–729;
222/153.01, 153.03, 153.04, 153.09, 153.11–153.14,
222/182, 631, 635, 321.7–321.9, 372, 373,
222/378, 379, 383.1, 384–386, 398, 400.7,
222/400.8, 401, 402.1–402.25; 215/379–384;
220/662, 665, 669–675

See application file for complete search history.

(56) **References Cited**

U.S. PATENT DOCUMENTS

D168,390 S * 12/1952 Baird D9/574
D185,526 S * 6/1959 Alvey D9/542

D202,219 S * 9/1965 Drummond et al. D9/574
D244,351 S * 5/1977 Pardo D9/542
D279,077 S * 6/1985 Drummond, Jr. et al.
D433,932 S * 11/2000 Kuzma et al. D9/682
D441,292 S * 5/2001 Mohary et al. D9/520
D460,686 S * 7/2002 Crawford et al. D9/682

(Continued)

FOREIGN PATENT DOCUMENTS

JP D1313169 * 10/2007
JP D1373527 * 11/2009

(Continued)

OTHER PUBLICATIONS

2 Pages of photographs identified by applicant as “View of Prior Art bottle on sale before priority date of U.S. Appl. No. 29/426,284”.*

(Continued)

Primary Examiner — Catherine Tuttle

(74) *Attorney, Agent, or Firm* — Alan A. Bornstein

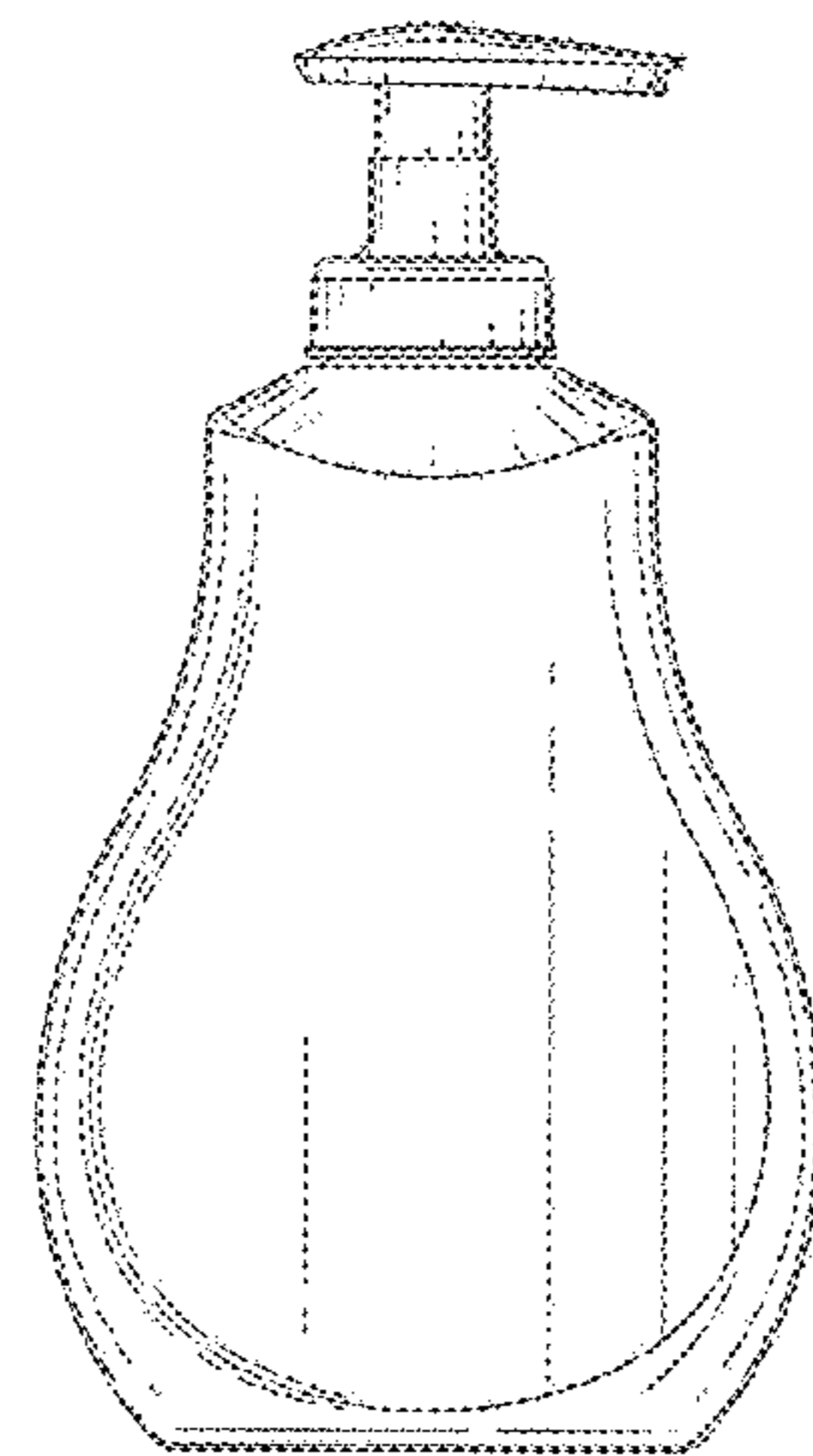
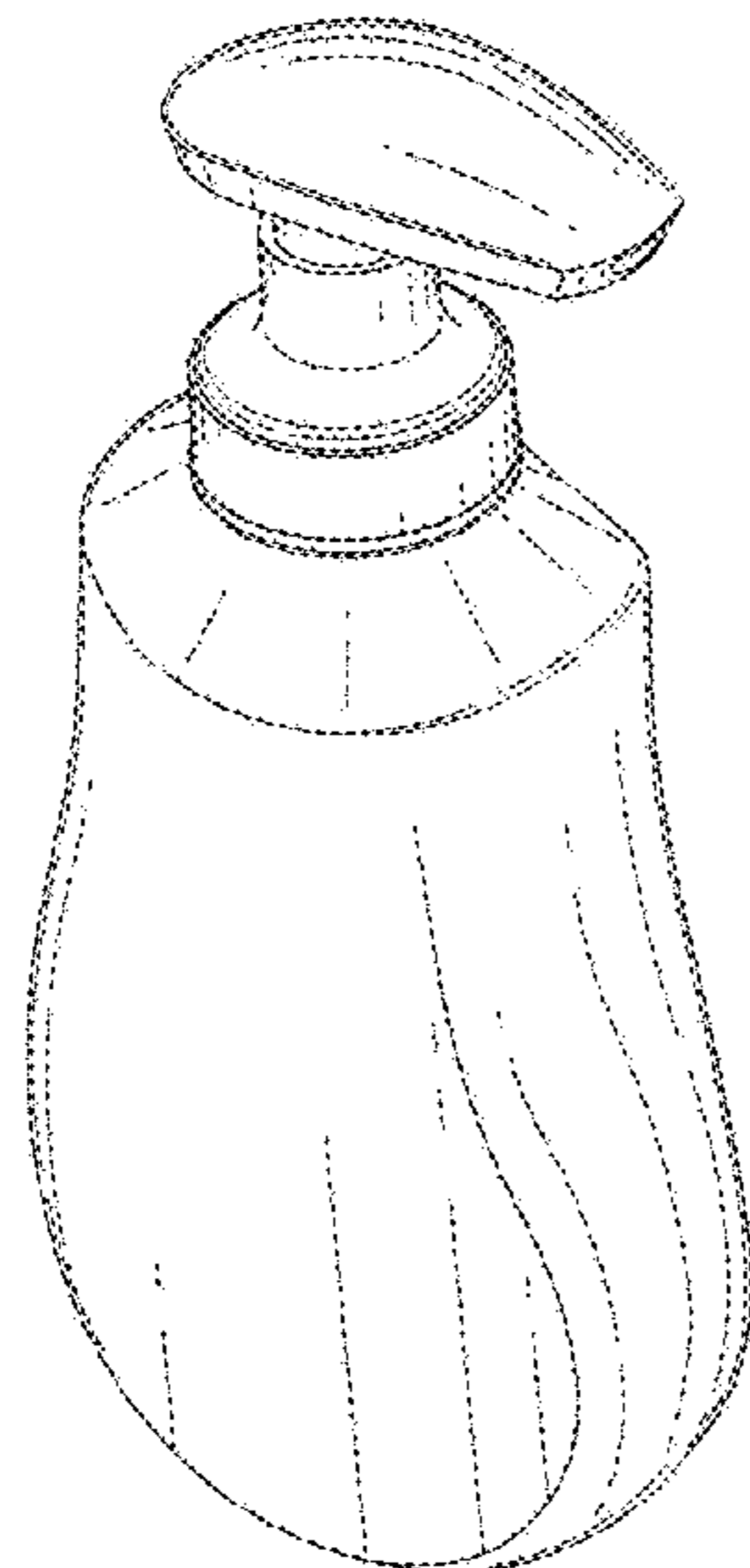
(57) **CLAIM**

The ornamental design for a bottle with pump, as shown and described.

DESCRIPTION

FIG. 1 is a perspective view from above and one side in accordance with our new design;
FIG. 2 is a front elevational view thereof;
FIG. 3 is a rear elevational view thereof;
FIG. 4 is a right side elevational view thereof;
FIG. 5 is a left side elevational view thereof;
FIG. 6 is a top plan view thereof; and,
FIG. 7 is a bottom plan view thereof.
The broken lines are included for the purpose of illustrating a portion of the bottle with pump that forms no part of the claimed design.

1 Claim, 5 Drawing Sheets



(56)

References Cited

U.S. PATENT DOCUMENTS

D465,150	S	*	11/2002	Crawford et al.	D9/682
D478,273	S	*	8/2003	Derman	D9/691
D485,747	S	*	1/2004	Crawford	D9/682
D498,145	S	*	11/2004	McLeish	D9/563
D502,110	S	*	2/2005	Theunynck	D9/550
D510,033	S	*	9/2005	McLeish	D9/563
D521,873	S	*	5/2006	Ross	D9/691
D522,876	S	*	6/2006	Braaten et al.	D9/691
D524,166	S	*	7/2006	Walther et al.	D9/682
D538,665	S	*	3/2007	Wilson et al.	D9/522
D558,590	S	*	1/2008	Cowan-Hughes et al.	D9/682
D587,592	S	*	3/2009	Crawford	D9/563
D601,907	S	*	10/2009	Gainey et al.	D9/563
D607,735	S	*	1/2010	Kuzma et al.	D9/539
D614,960	S	*	5/2010	Floyd et al.	D9/516
D621,273	S	*	8/2010	Bruscha et al.	D9/542
D643,737	S	*	8/2011	Handy	D9/558

FOREIGN PATENT DOCUMENTS

JP	D1388958	*	5/2010
KR	300374151.0000	*	3/2005
KR	300428075.0000	*	10/2006
KR	300459058.0000	*	8/2007

OTHER PUBLICATIONS

Co-Pending application Bunce, U.S. Appl. No. 29/426,279, filed Jul. 3, 2012.

Co-Pending application Bunce, U.S. Appl. No. 29/426,282, filed Jul. 3, 2012.

Co-Pending application Bunce, U.S. Appl. No. 29/426,285, filed Jul. 3, 2012.

* cited by examiner

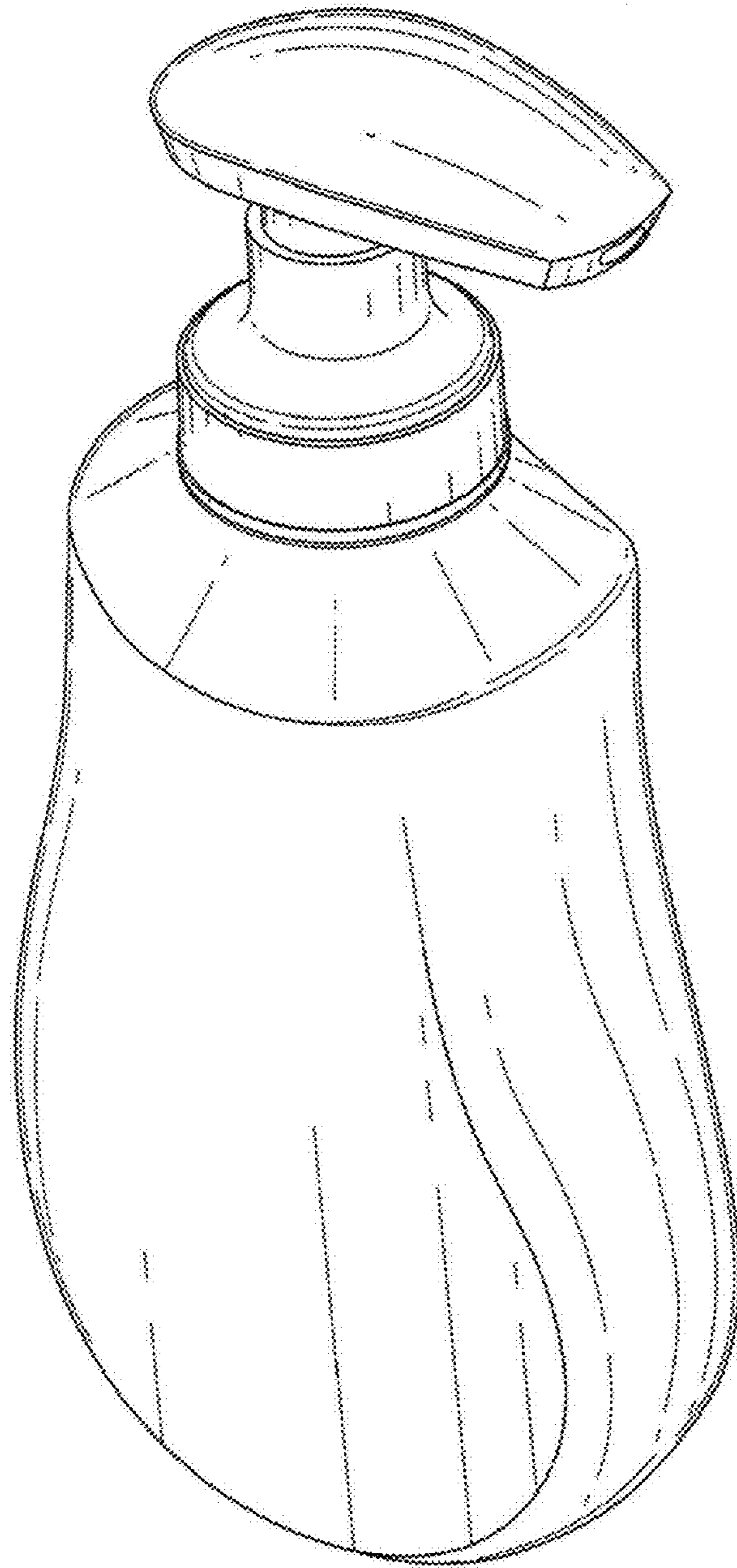


Fig. 1

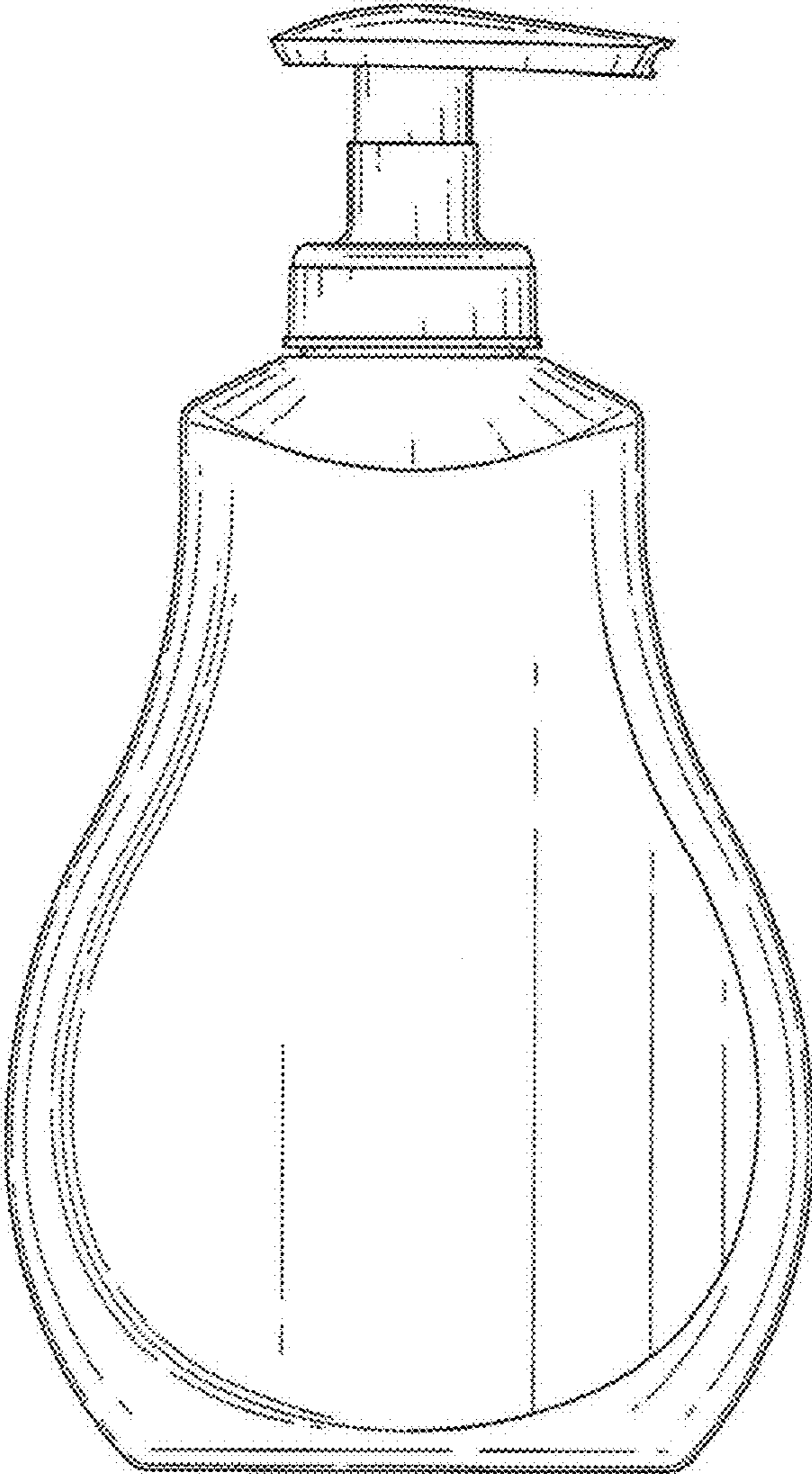


Fig. 2

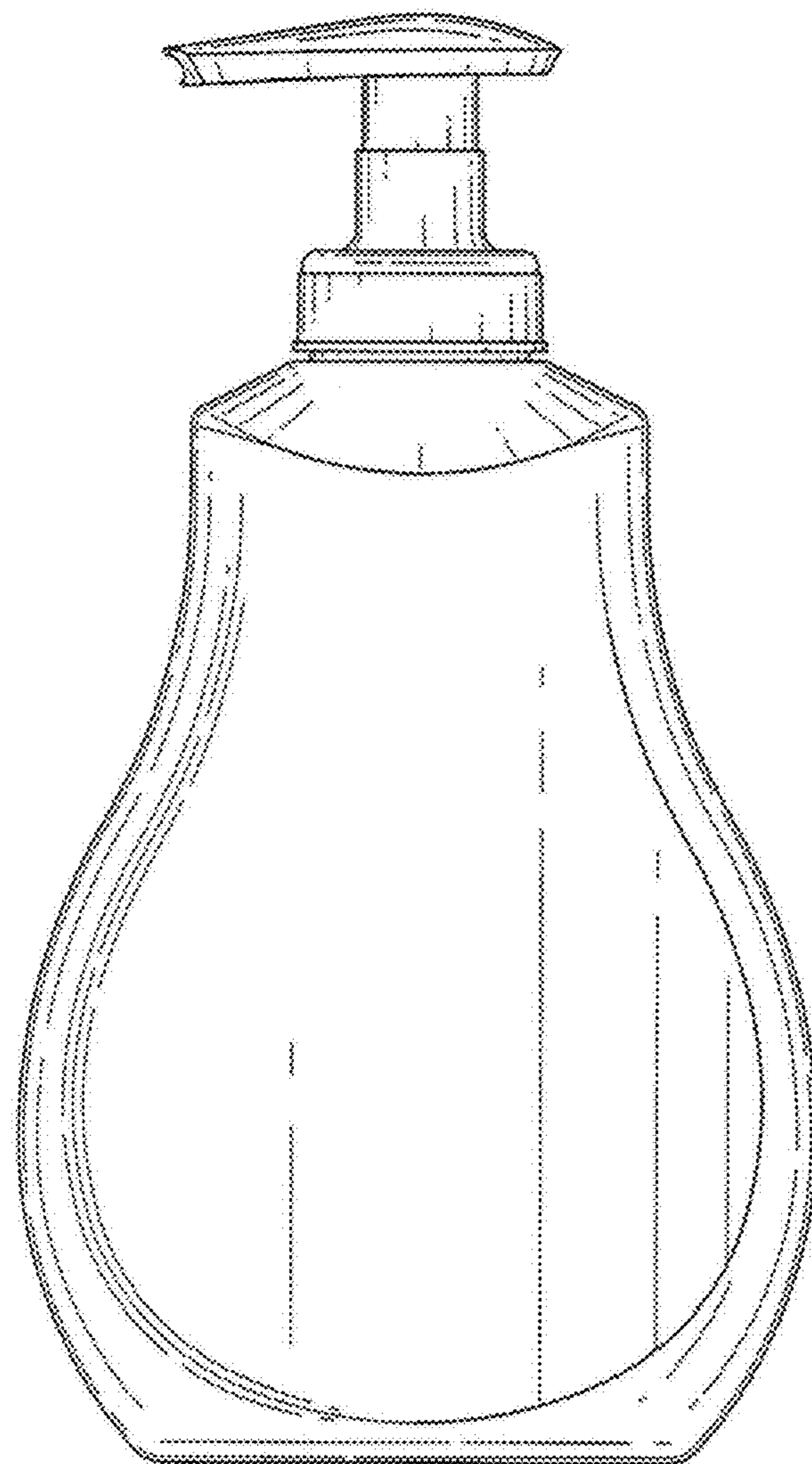


Fig. 3

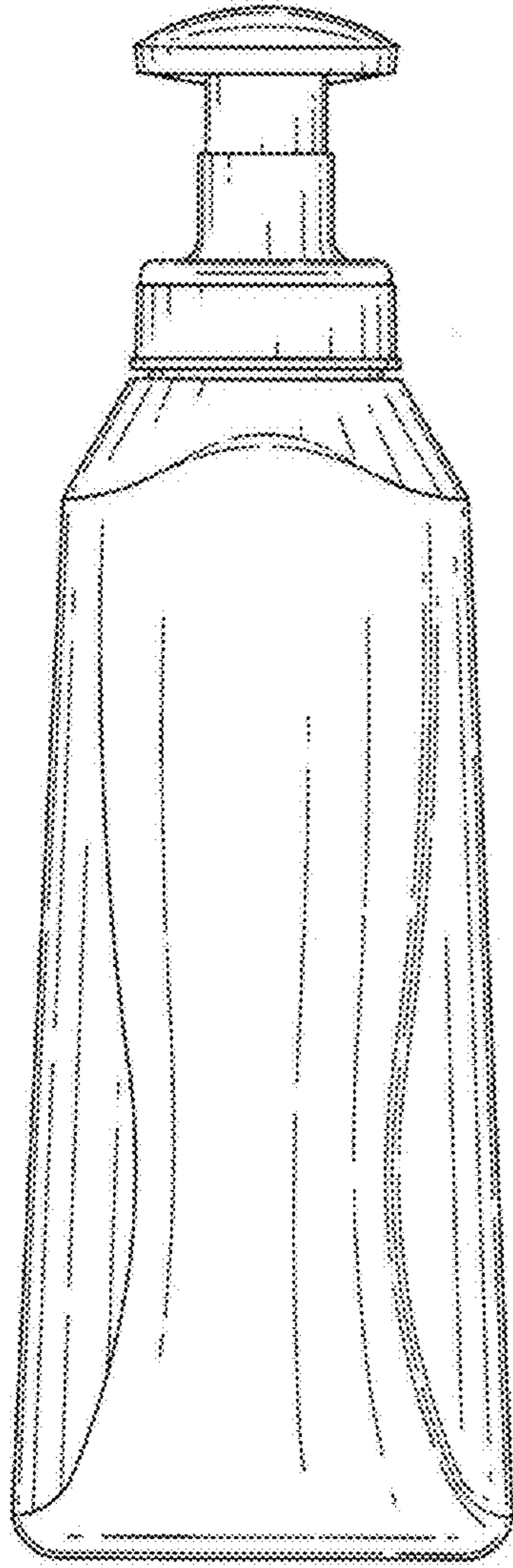


Fig. 4

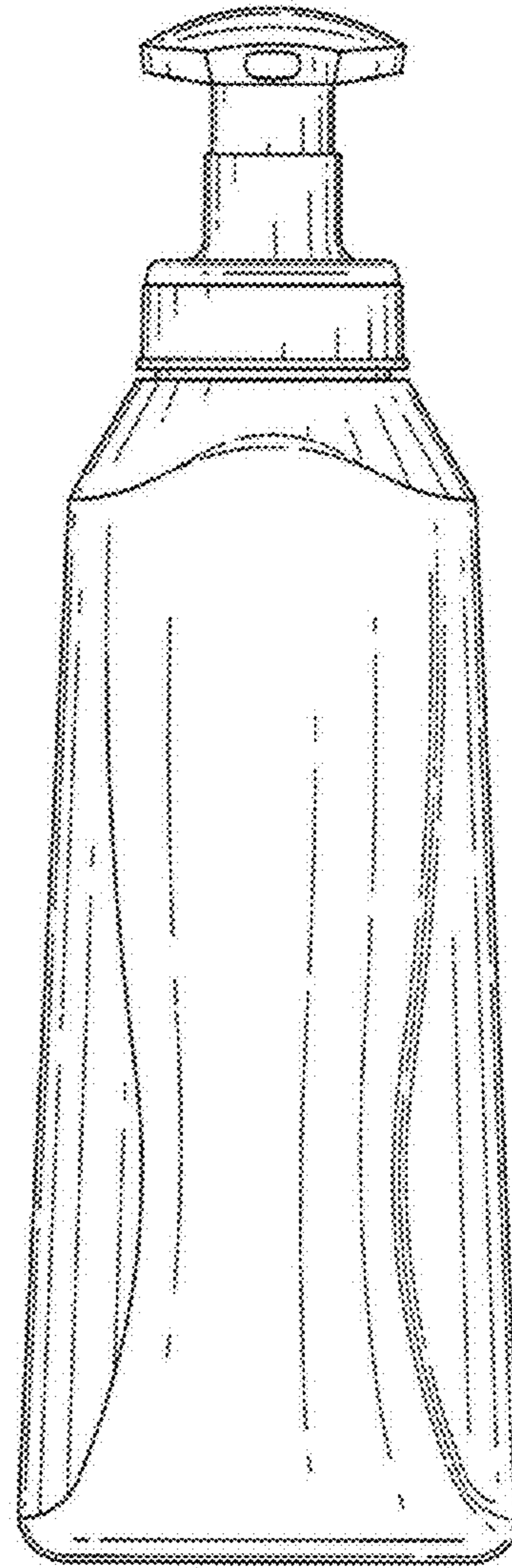


Fig. 5

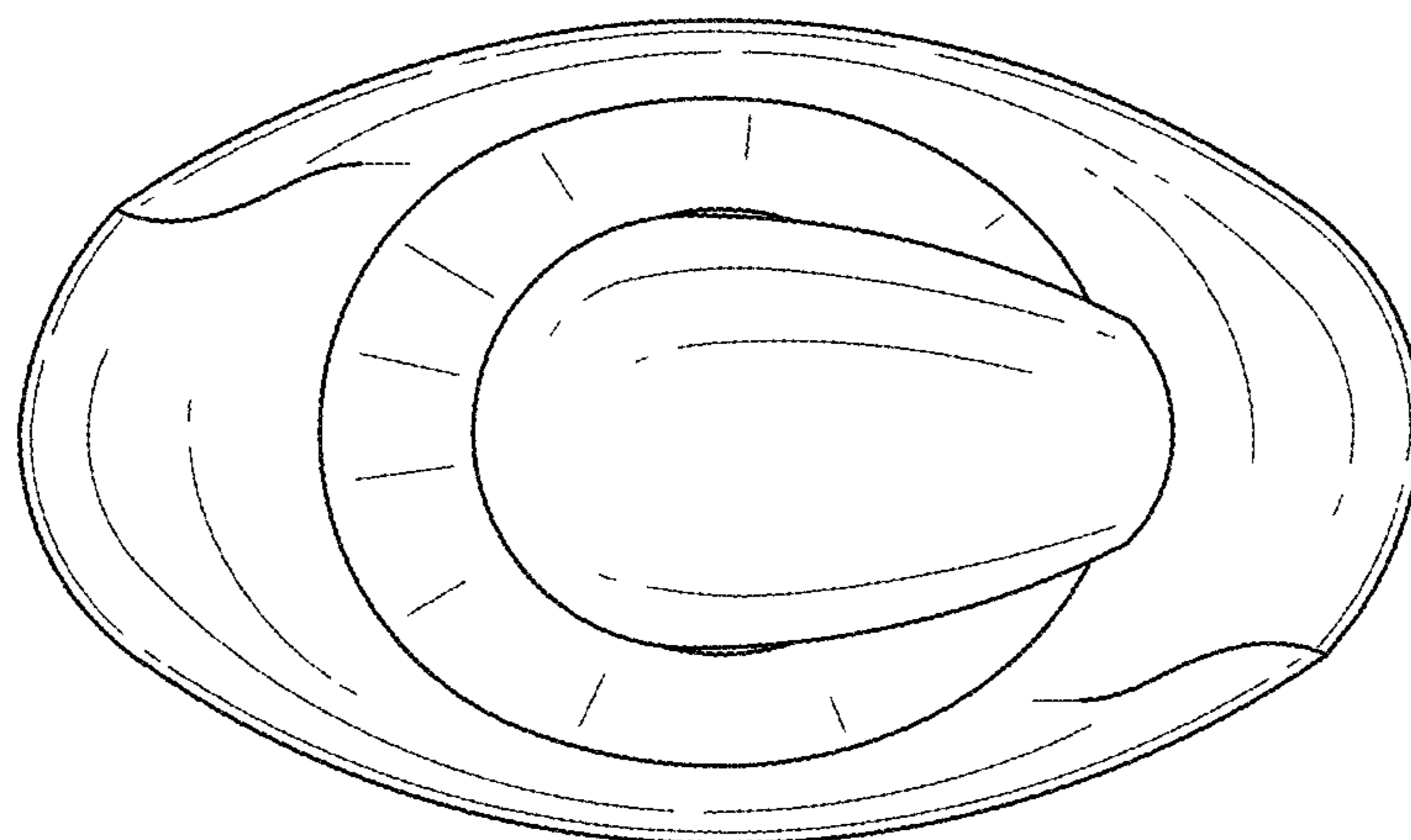


FIG. 6

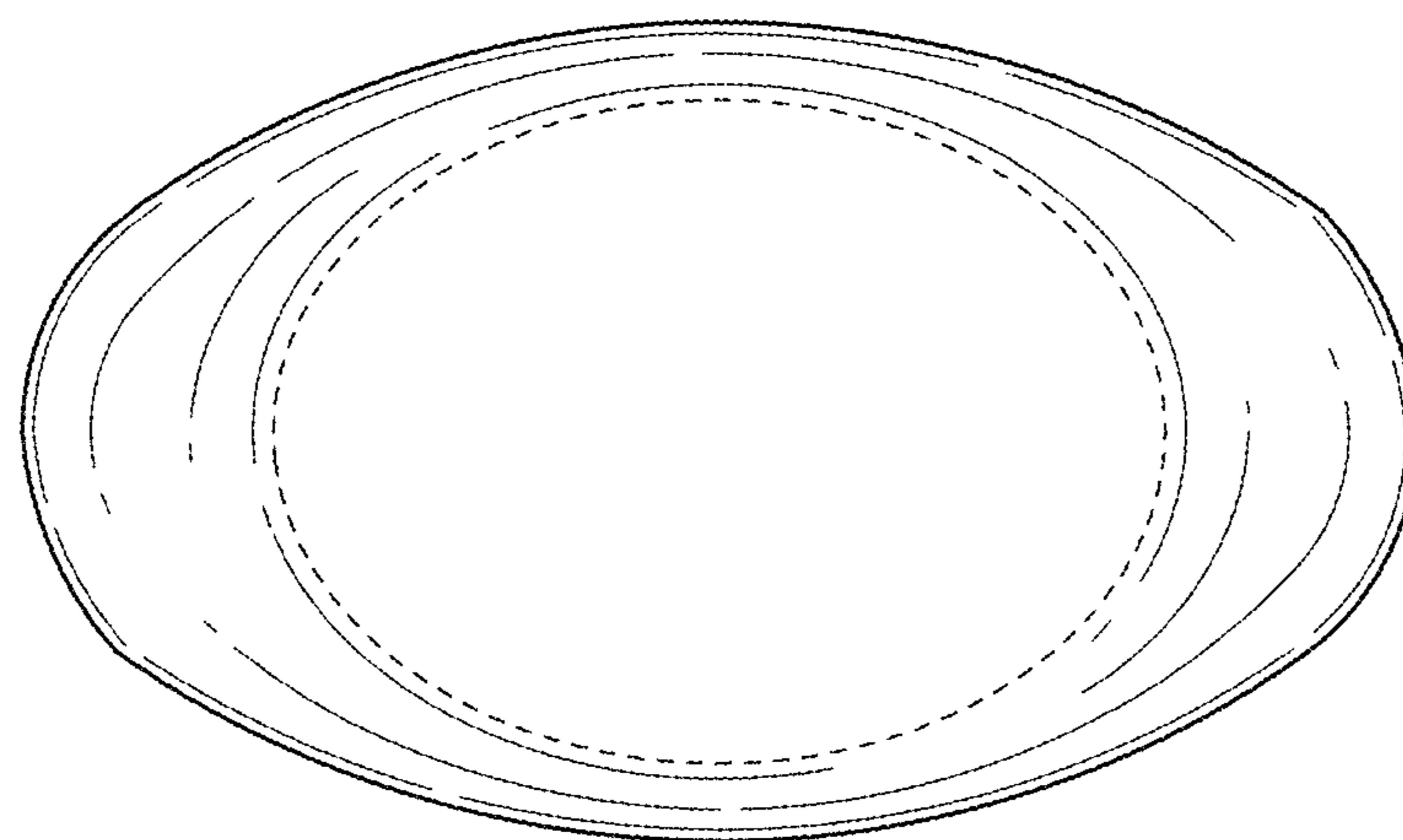


FIG. 7