



US00D688540S

(12) **United States Design Patent**  
**Sheinberg Frenkel**

(10) **Patent No.:** **US D688,540 S**

(45) **Date of Patent:** **\*\* Aug. 27, 2013**

(54) **SHOVEL HEAD**

(75) Inventor: **Moises Sheinberg Frenkel**, Delegación Miguel Hidalgo (MX)

(73) Assignee: **Truper, SA DE CV**, Jilotepec (MX)

(\*\*) Term: **14 Years**

(21) Appl. No.: **29/425,626**

(22) Filed: **Jun. 25, 2012**

(51) **LOC (9) Cl.** ..... **08-01**

(52) **U.S. Cl.**  
USPC ..... **D8/10**

(58) **Field of Classification Search**  
USPC ..... D8/10; 294/49, 53.5, 54.5, 57, 55.5;  
56/400.1; 172/371-372  
See application file for complete search history.

(56) **References Cited**

**U.S. PATENT DOCUMENTS**

D292,061 S *	9/1987	Germain	.....	D8/10
D397,279 S	8/1998	Rich et al.		
6,170,893 B1 *	1/2001	Parker	.....	294/49
D500,432 S *	1/2005	Villani	.....	D8/10
D506,654 S *	6/2005	Costa	.....	D8/10
D534,045 S *	12/2006	Fortier	.....	D8/10
D563,181 S *	3/2008	Gailey	.....	D8/10
D570,653 S *	6/2008	Baker	.....	D8/10
D596,470 S *	7/2009	Greenly	.....	D8/10
D601,867 S	10/2009	Carroll		
D602,751 S *	10/2009	Boies et al.	.....	D8/10
D604,128 S *	11/2009	Carroll	.....	D8/10
D604,572 S	11/2009	Randolph et al.		

D606,817 S *	12/2009	Boies	.....	D8/10
D617,615 S *	6/2010	Randolph et al.	.....	D8/10
D617,616 S *	6/2010	Randolph et al.	.....	D8/10
D623,488 S	9/2010	Randolph et al.		
D626,389 S *	11/2010	Randolph et al.	.....	D8/10
D626,390 S *	11/2010	Randolph et al.	.....	D8/10
D628,452 S *	12/2010	Randolph et al.	.....	D8/10
D634,996 S *	3/2011	Randolph et al.	.....	D8/10
D648,994 S *	11/2011	Randolph et al.	.....	D8/10
D650,250 S *	12/2011	Frenkel	.....	D8/10
D653,510 S *	2/2012	Huff	.....	D8/10
D665,637 S *	8/2012	Baker	.....	D8/10
D673,017 S *	12/2012	Jusidman-Rubinstein	.....	D8/10
D673,018 S	12/2012	Zang		
D673,823 S *	1/2013	Randolph et al.	.....	D8/10

\* cited by examiner

*Primary Examiner* — Sheryl Lane

(74) *Attorney, Agent, or Firm* — James P. Muraff; Neal, Gerber & Eisenberg LLP

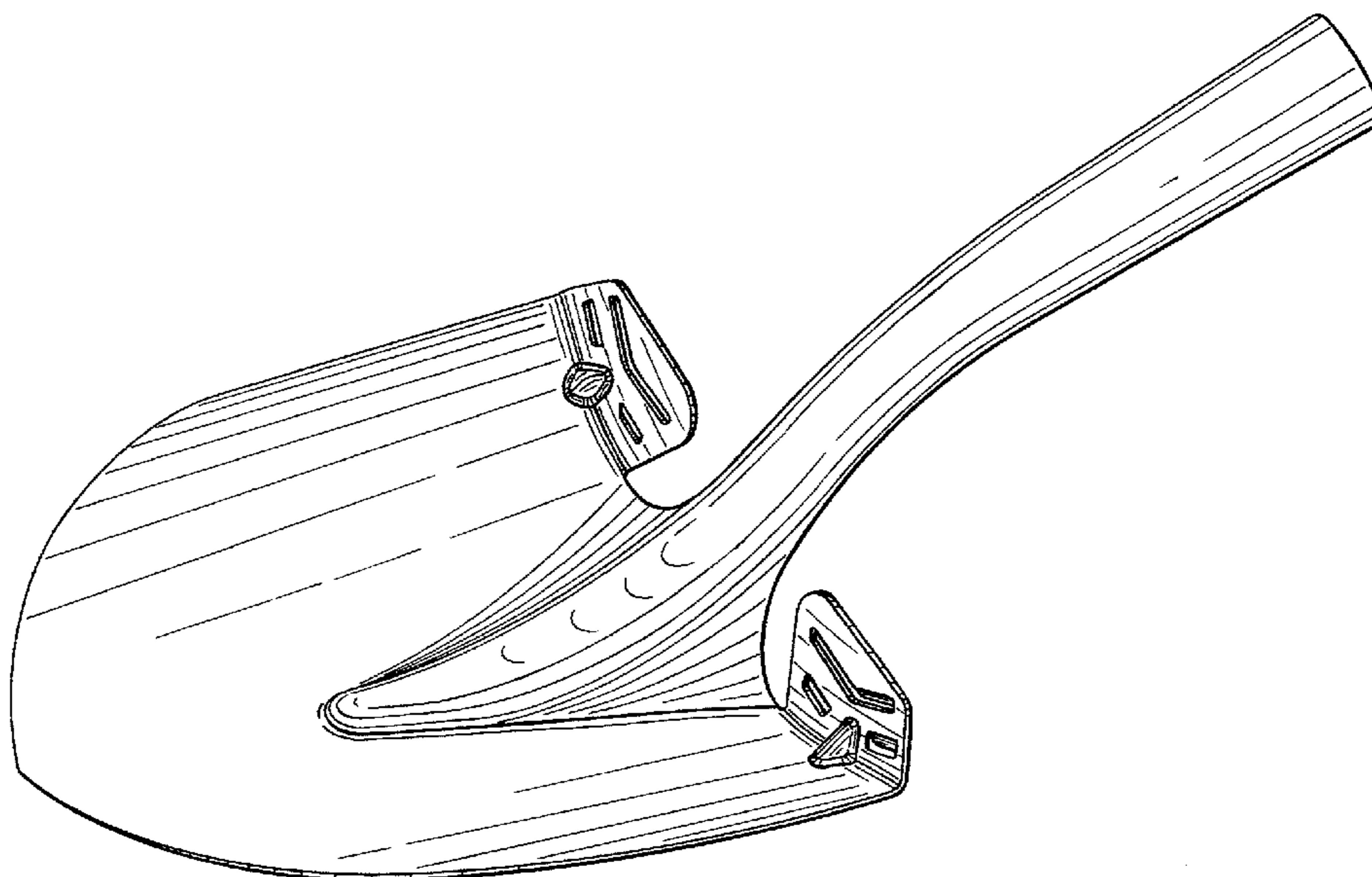
(57) **CLAIM**

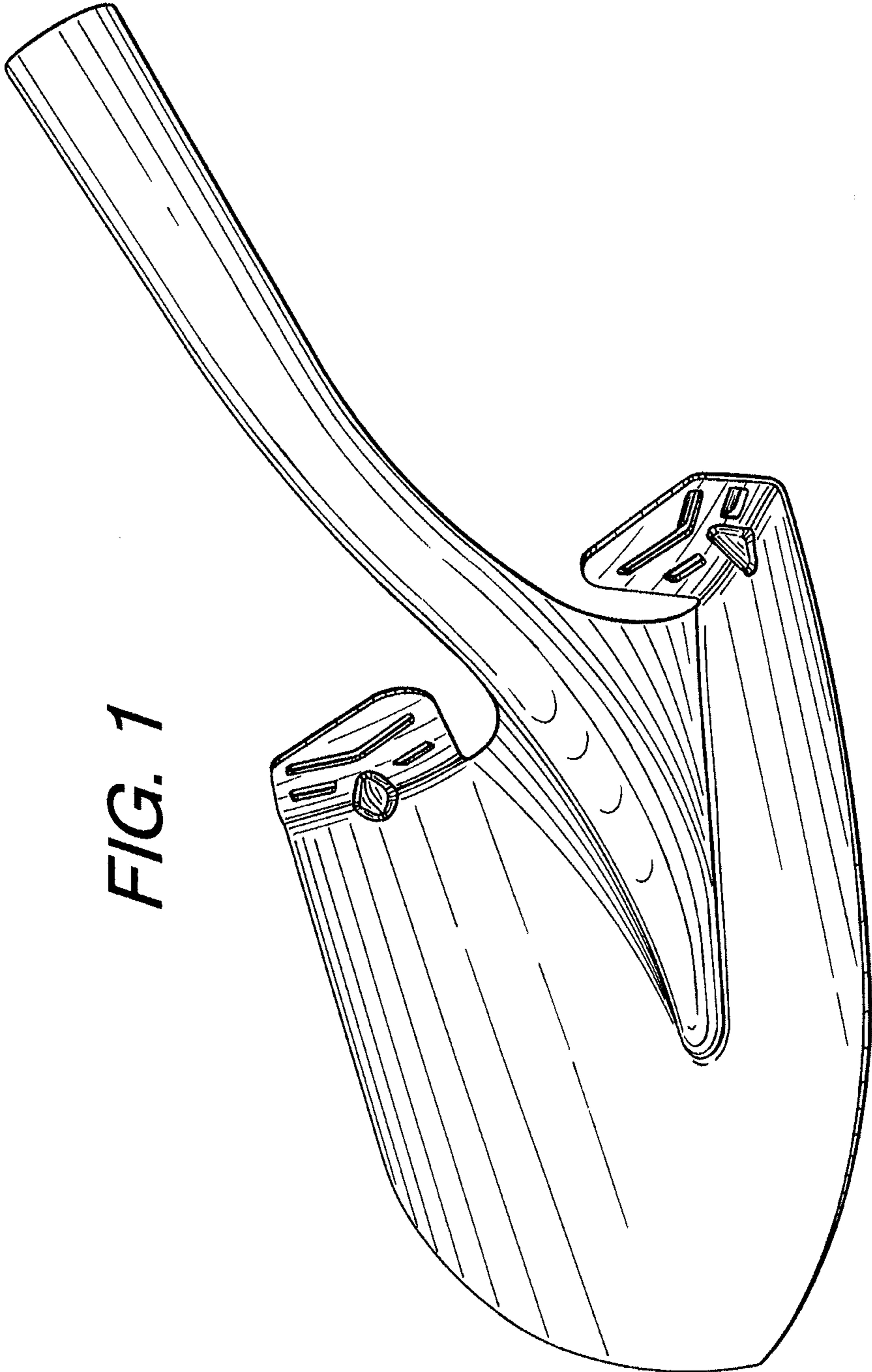
I claim the ornamental design for a shovel head, as shown and described.

**DESCRIPTION**

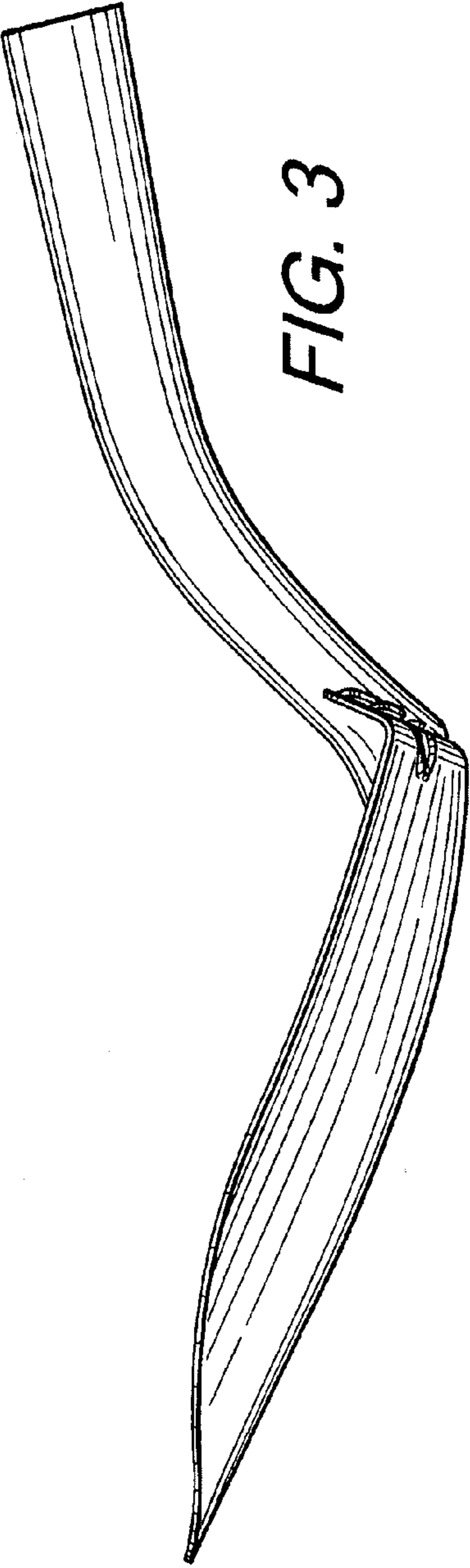
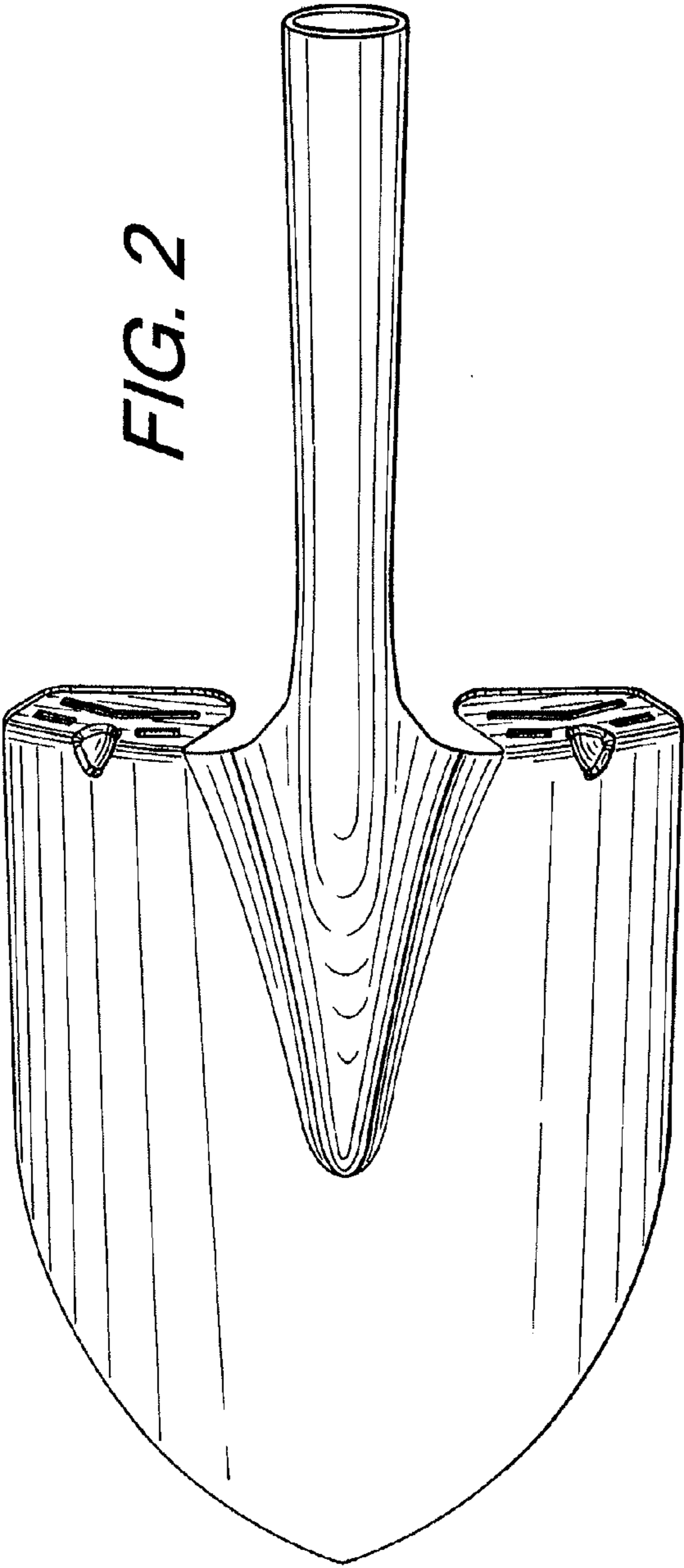
FIG. 1 is as perspective view of the shovel head, in accordance with the present invention;  
FIG. 2 is top view of the shovel head depicted in FIG. 1;  
FIG. 3 is a side view of the shovel head depicted in FIG. 1;  
FIG. 4 is a rear view of the shovel head depicted in FIG. 1;  
FIG. 5 is a front view of the shovel head depicted in FIG. 1;  
and,  
FIG. 6 is a bottom view of the shovel head depicted in FIG. 1.

**1 Claim, 3 Drawing Sheets**





**FIG. 1**



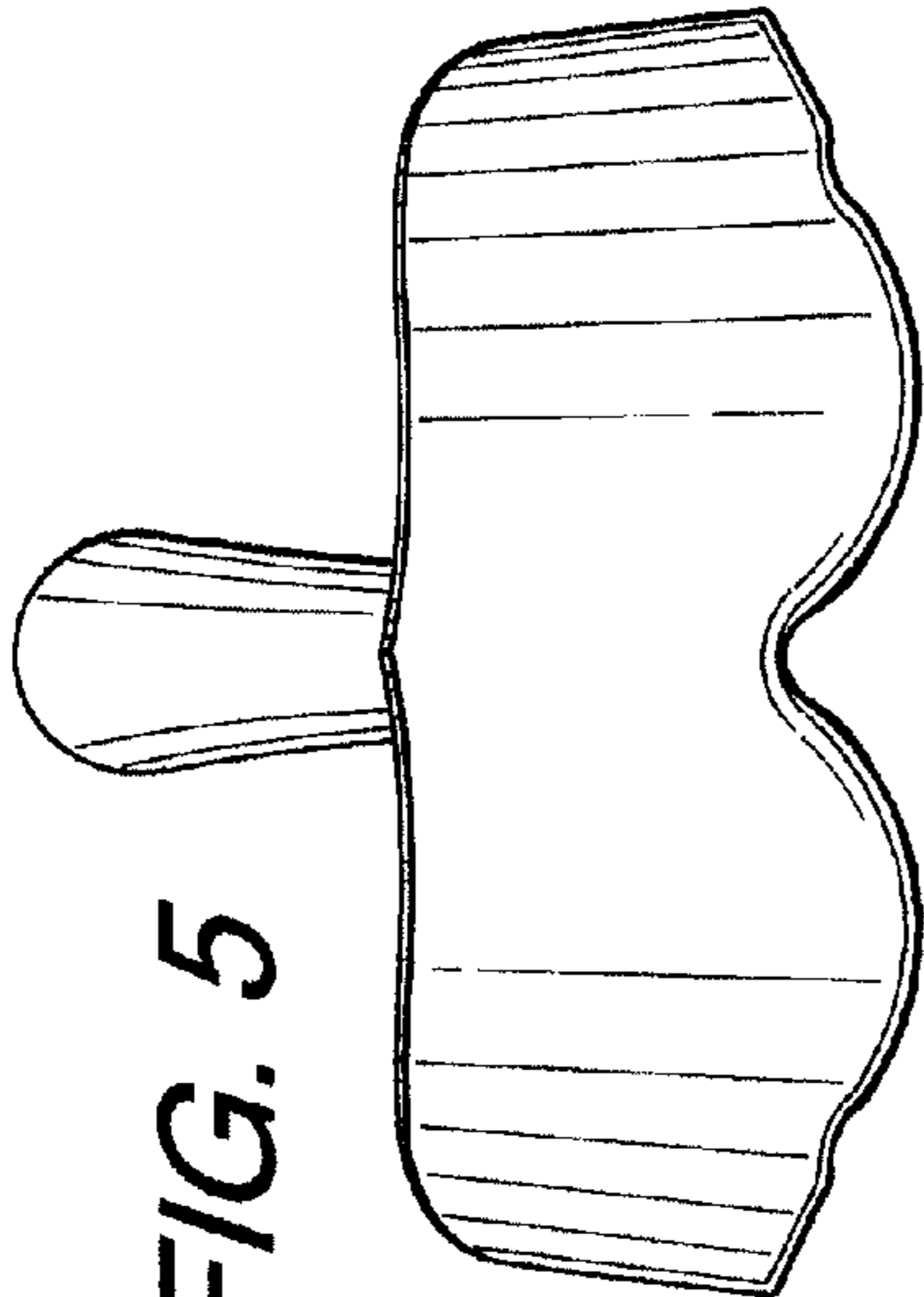


FIG. 5

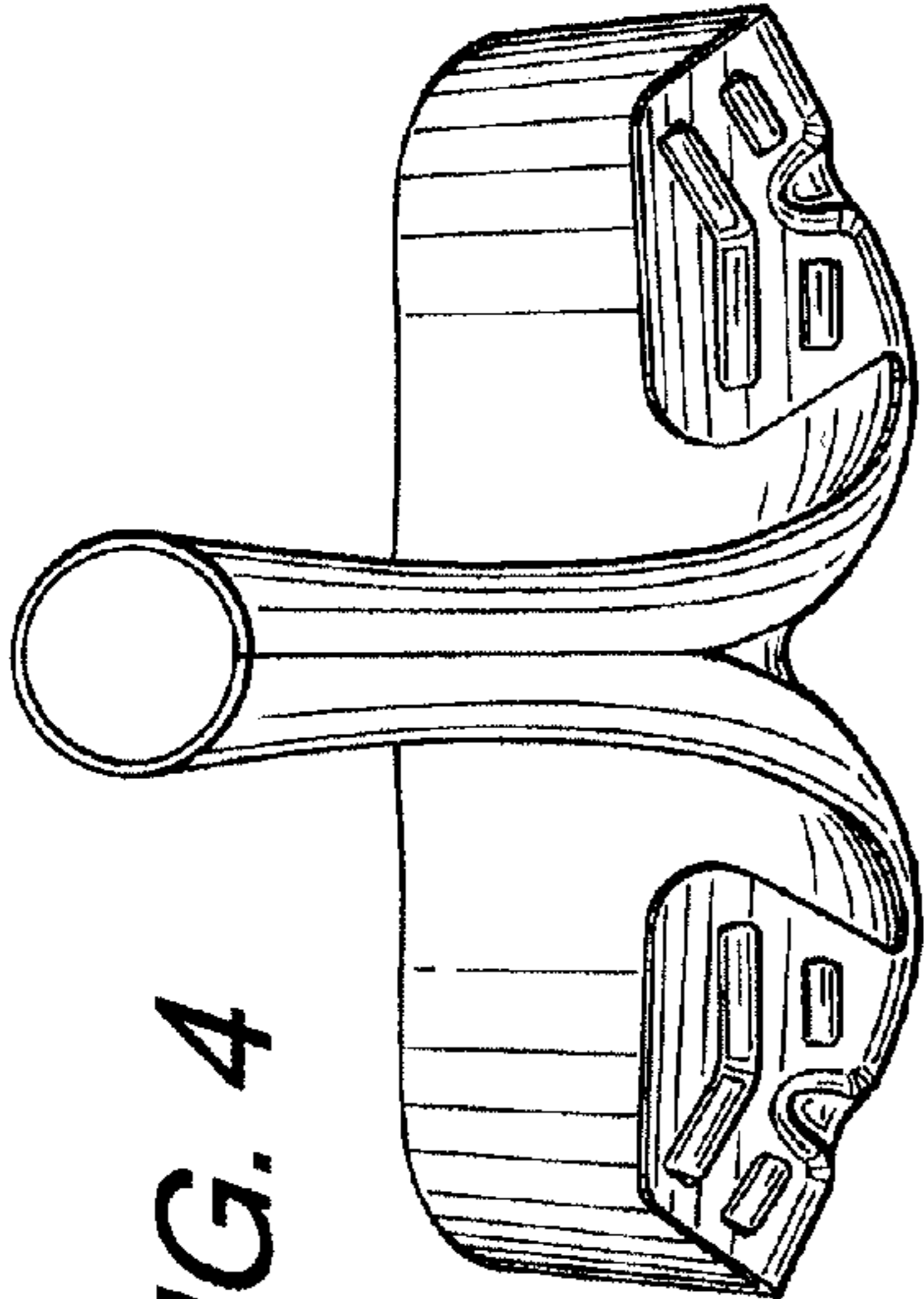


FIG. 4

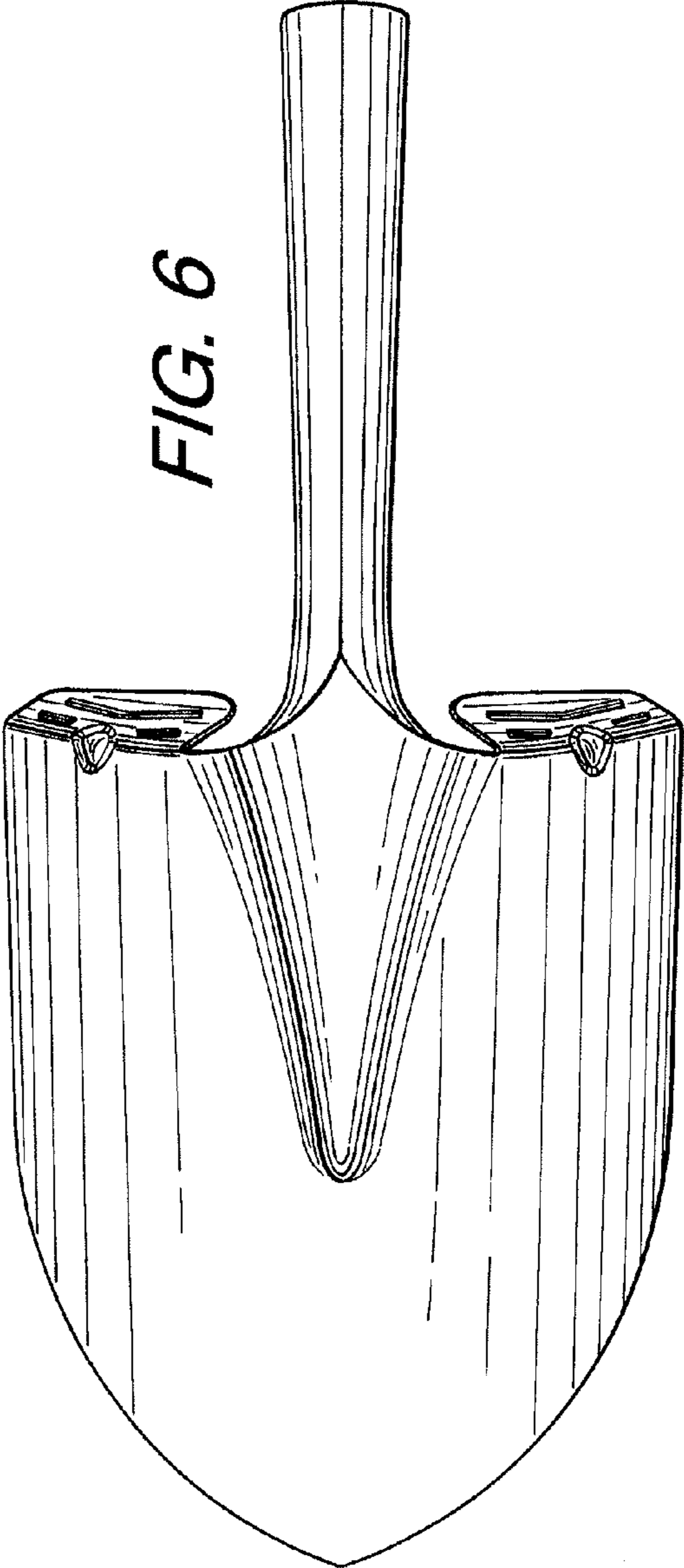


FIG. 6