



US00D688536S

(12) **United States Design Patent**
Lion et al.

(10) **Patent No.:** **US D688,536 S**

(45) **Date of Patent:** **** Aug. 27, 2013**

(54) **LADLE**

(75) Inventors: **Mathieu Lion**, Paris (FR); **Marc Venot**, Paris (FR)

(73) Assignee: **Mastrad, S.A.**, Paris (FR)

(**) Term: **14 Years**

(21) Appl. No.: **29/424,112**

(22) Filed: **Jun. 7, 2012**

(51) **LOC (9) Cl.** **07-02**

(52) **U.S. Cl.**
USPC **D7/691**

(58) **Field of Classification Search**
USPC D7/691, 688, 689, 669, 368, 395,
D7/401.2; D10/46.2; 73/426; 7/110; 37/307,
37/341, 279, 327, 324; 24/486; 219/499,
219/227
See application file for complete search history.

(56) **References Cited**

U.S. PATENT DOCUMENTS

2,658,363	A *	11/1953	Simmons	24/486
D220,639	S *	5/1971	Todd	D7/691
4,005,310	A *	1/1977	Baisch	219/227
D308,804	S *	6/1990	Hiscott et al.	D7/691
D323,768	S *	2/1992	Friederichs	D7/691
5,367,775	A *	11/1994	Tong et al.	30/324
D369,727	S *	5/1996	Ancona	D7/691
D395,381	S *	6/1998	Cousins	D7/691

D423,306	S *	4/2000	Kari	D7/691
D440,130	S *	4/2001	Armstrong et al.	D7/691
D442,024	S *	5/2001	Sassone	D7/395
D460,901	S *	7/2002	Geborek	D7/691
D496,564	S *	9/2004	Laib	D7/691
D536,215	S *	2/2007	Brickl et al.	D7/401.2
8,033,713	B2 *	10/2011	Lion	366/129
2009/0307912	A1 *	12/2009	Chapman et al.	30/327

* cited by examiner

Primary Examiner — Ian Simmons

Assistant Examiner — Eleni H Aldridge

(74) *Attorney, Agent, or Firm* — Novak Druce Connolly Bove + Quigg LLP

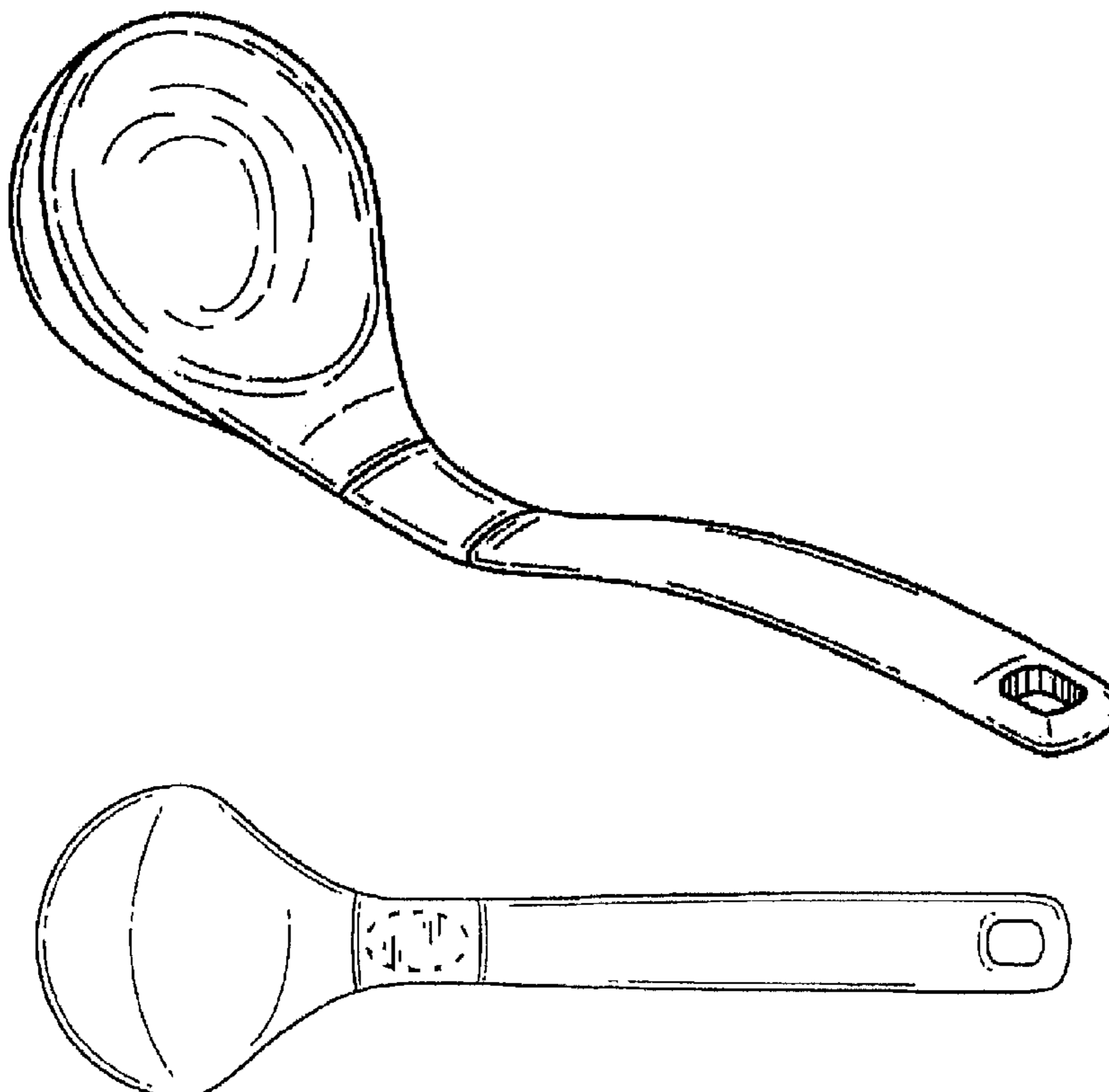
(57) **CLAIM**

The ornamental design for a ladle, as shown and described.

DESCRIPTION

FIG. 1 is a perspective view of the ladle;
FIG. 2 is top plan view of the ladle;
FIG. 3 is a cross-sectional view of the ladle along 3-3 of FIG. 2;
FIG. 4 is a bottom plan view of the ladle;
FIG. 5 is a front side view of the ladle of FIG. 2, with the rear side view being identical;
FIG. 6 is a right side view of the ladle of FIG. 2; and,
FIG. 7 is a left side view of the ladle of FIG. 2.
The portions represented by broken lines form no part of the claimed design.

1 Claim, 5 Drawing Sheets



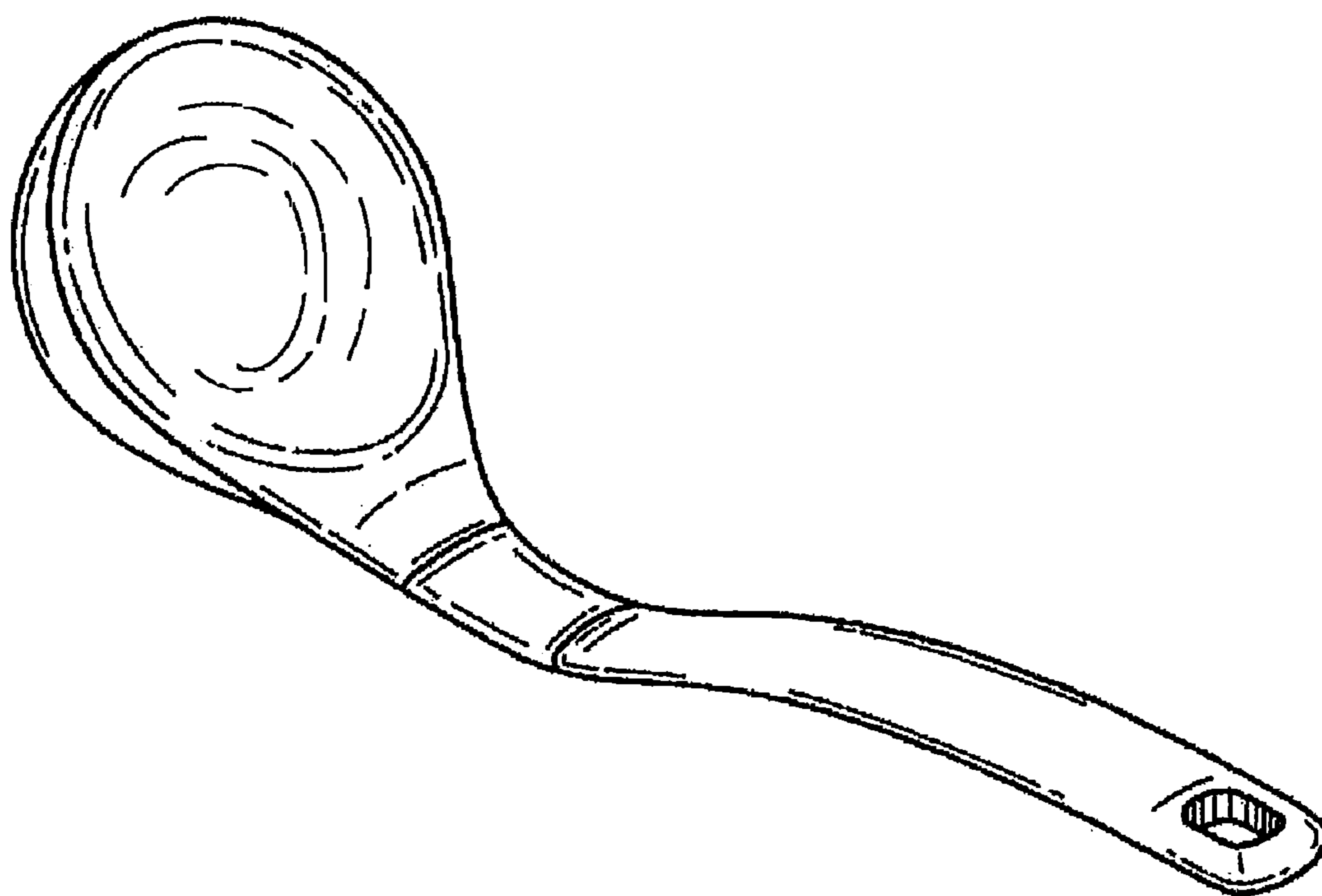


Fig. 1

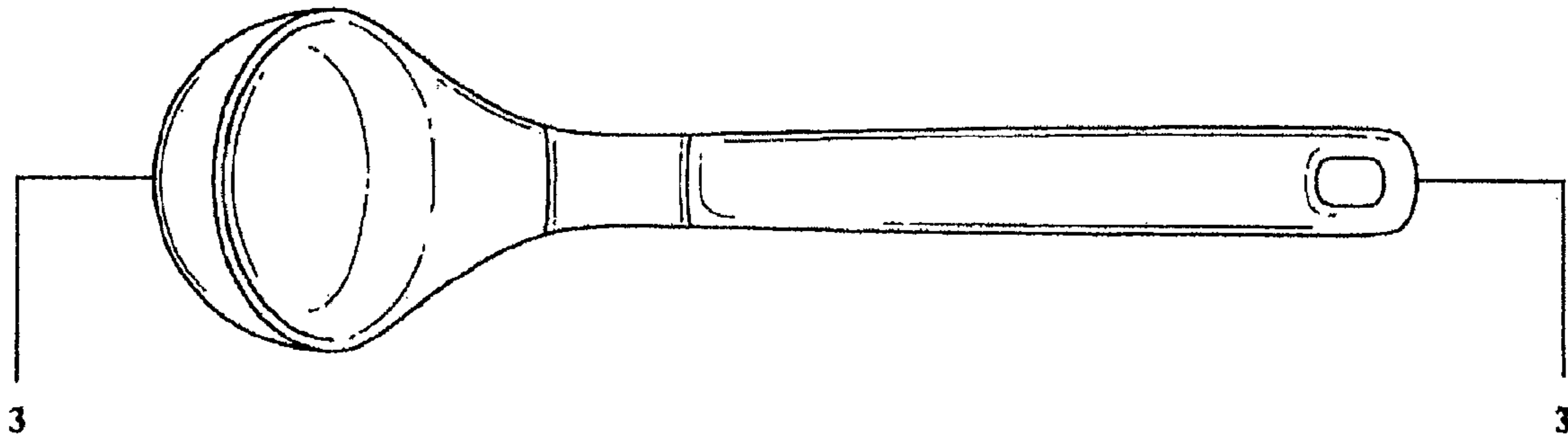


Fig. 2

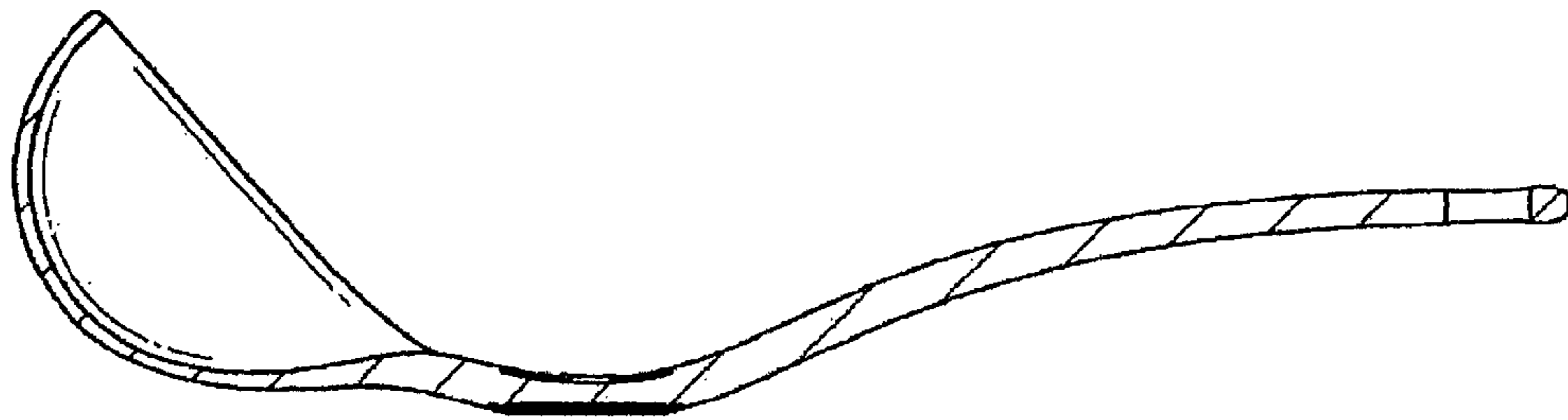


Fig. 3

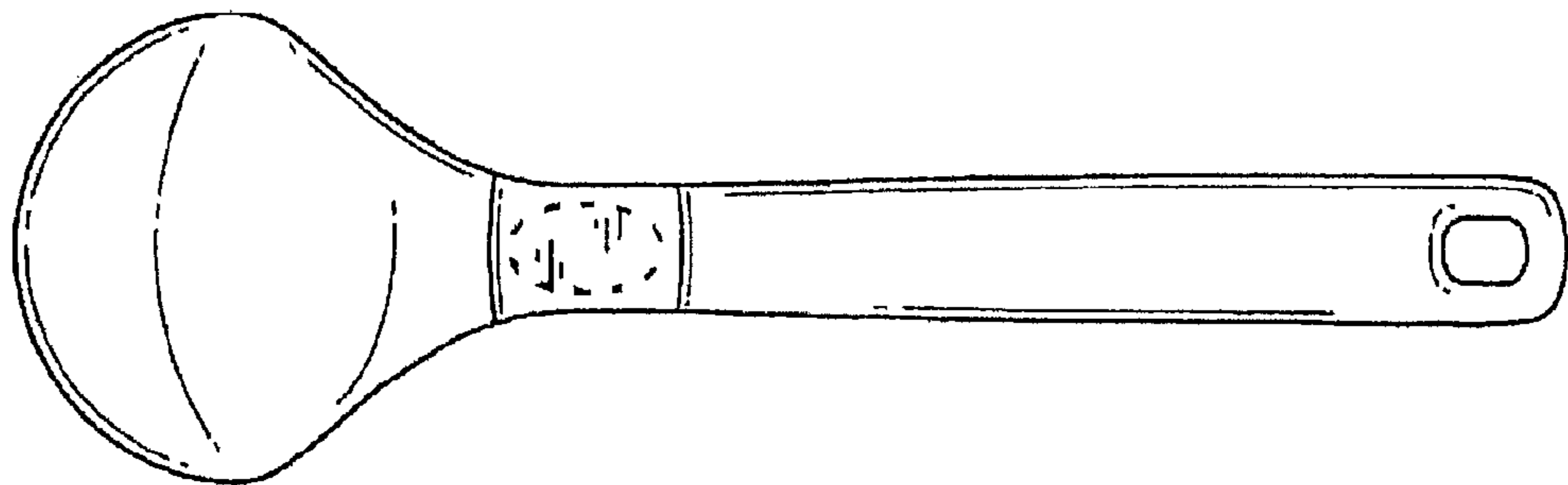


Fig. 4




Fig. 5




Fig. 6

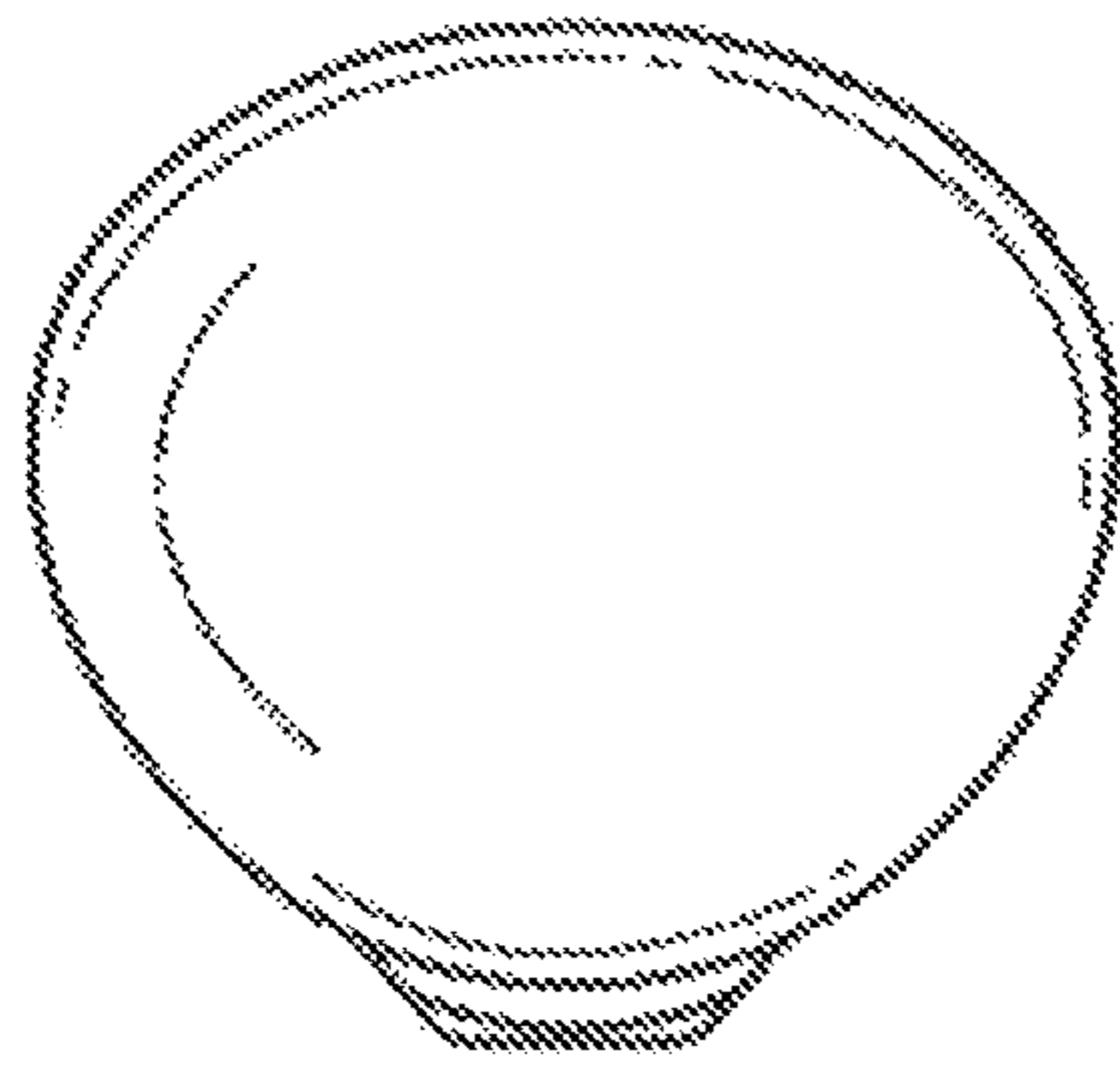


Fig. 7