



US00D688532S

(12) **United States Design Patent**
Ruzycky

(10) **Patent No.:** **US D688,532 S**

(45) **Date of Patent:** **** Aug. 27, 2013**

(54) **GARLIC PEELER**

(71) Applicant: **Ewhan Ruzycky**, Toronto (CA)

(72) Inventor: **Ewhan Ruzycky**, Toronto (CA)

(73) Assignee: **Ewhan Ruzycky**, Toronto, ON (CA)

(**) Term: **14 Years**

(21) Appl. No.: **29/434,271**

(22) Filed: **Oct. 11, 2012**

(51) **LOC (9) Cl.** **07-04**

(52) **U.S. Cl.**
USPC **D7/665**

(58) **Field of Classification Search**
USPC D7/669, 672, 693, 678, 679, 628,
D7/665; 99/510; 241/93, 95, 169, 169.1,
241/168

See application file for complete search history.

(56) **References Cited**

U.S. PATENT DOCUMENTS

D319,009 S *	8/1991	Astrab, Jr.	D9/644
D349,643 S *	8/1994	Szymanski	D9/644
D391,455 S *	3/1998	Wallays	D7/669
D409,052 S *	5/1999	Terranova	D7/615

6,517,018 B2 *	2/2003	Manson	241/169.1
6,945,486 B2 *	9/2005	Teng	241/169.1
D538,114 S *	3/2007	Kolano	D7/628
D567,034 S *	4/2008	Carallo	D7/665
D606,369 S	12/2009	Ruzycky		

* cited by examiner

Primary Examiner — Terry Wallace

(74) *Attorney, Agent, or Firm* — Sim & McBurney


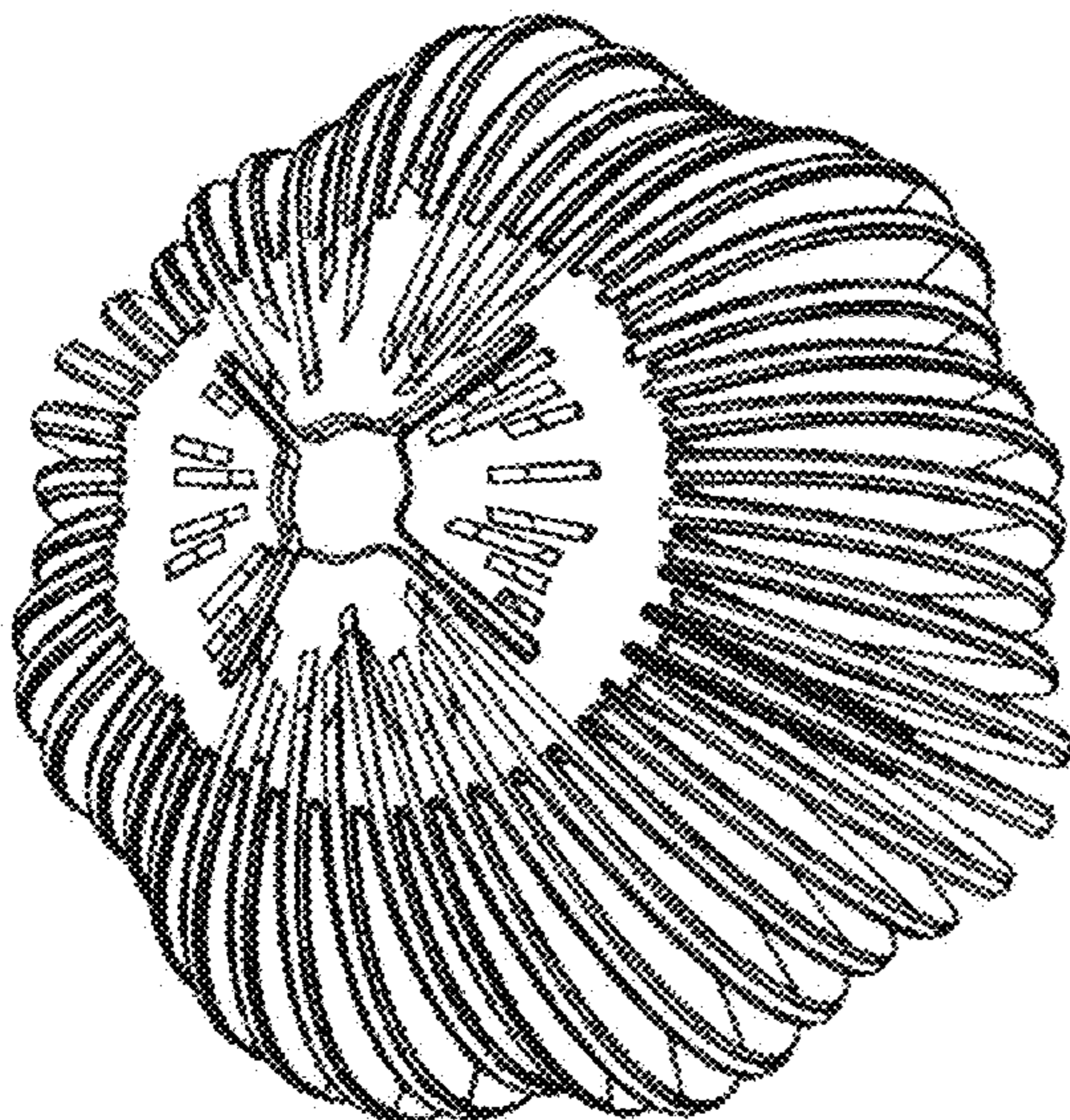
(57) **CLAIM**

The ornamental design for a garlic peeler, as shown and described.

DESCRIPTION

FIG. 1 is a top perspective view of the garlic peeler of the present design;
 FIG. 2 is a bottom perspective view of the garlic peeler of FIG. 1;
 FIG. 3 is a side view of the garlic peeler of FIG. 1 (the opposite side view is identical);
 FIG. 4 is a front view of the garlic peeler of FIG. 1 (the back view is identical);
 FIG. 5 is a top view of the garlic peeler of FIG. 1;
 FIG. 6 is a bottom view of the garlic peeler of FIG. 1; and,
 FIG. 7 is a cross-sectional side view of the garlic peeler of FIG. 6 taken along 7-7.

1 Claim, 6 Drawing Sheets



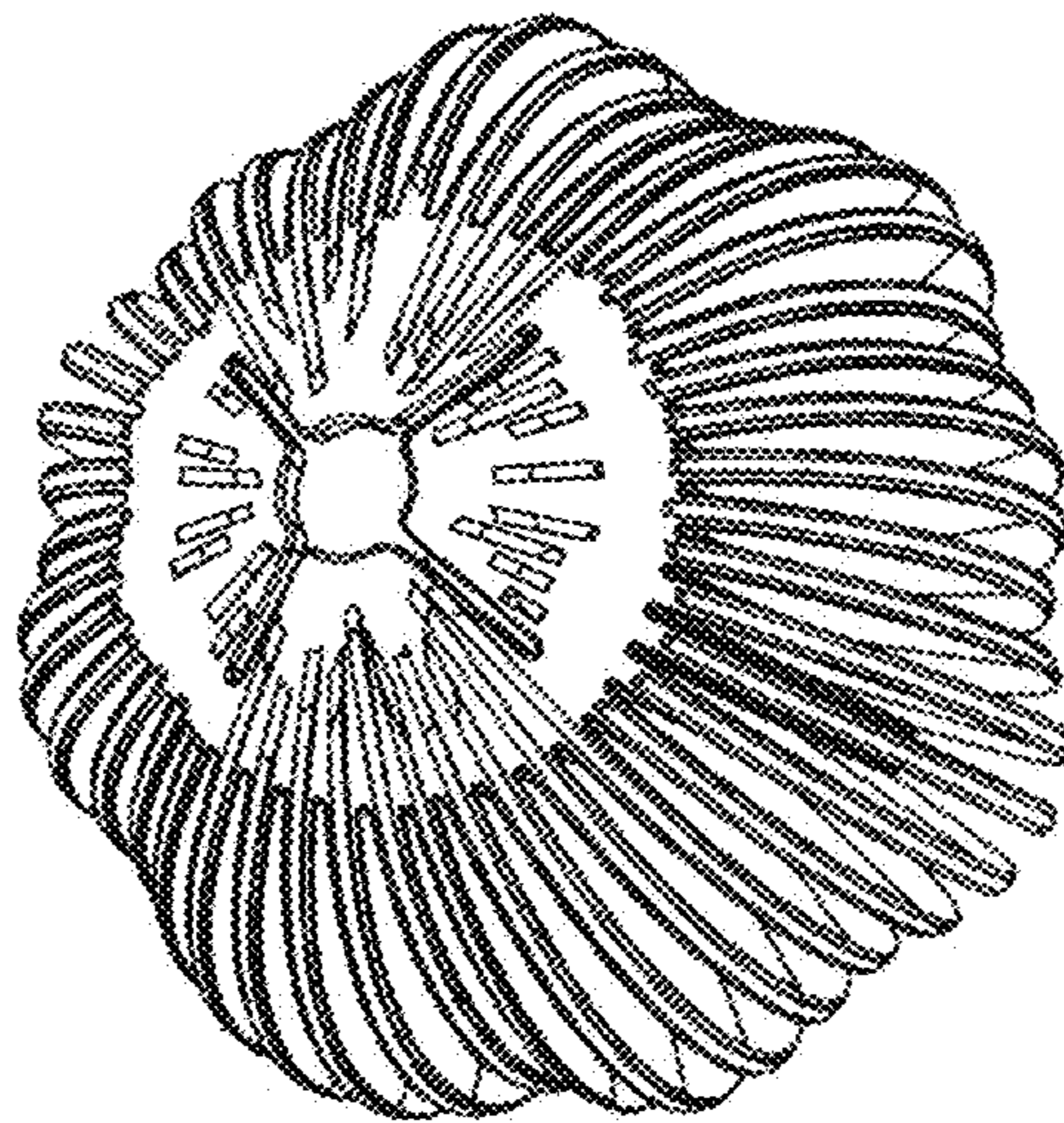


FIG. 1

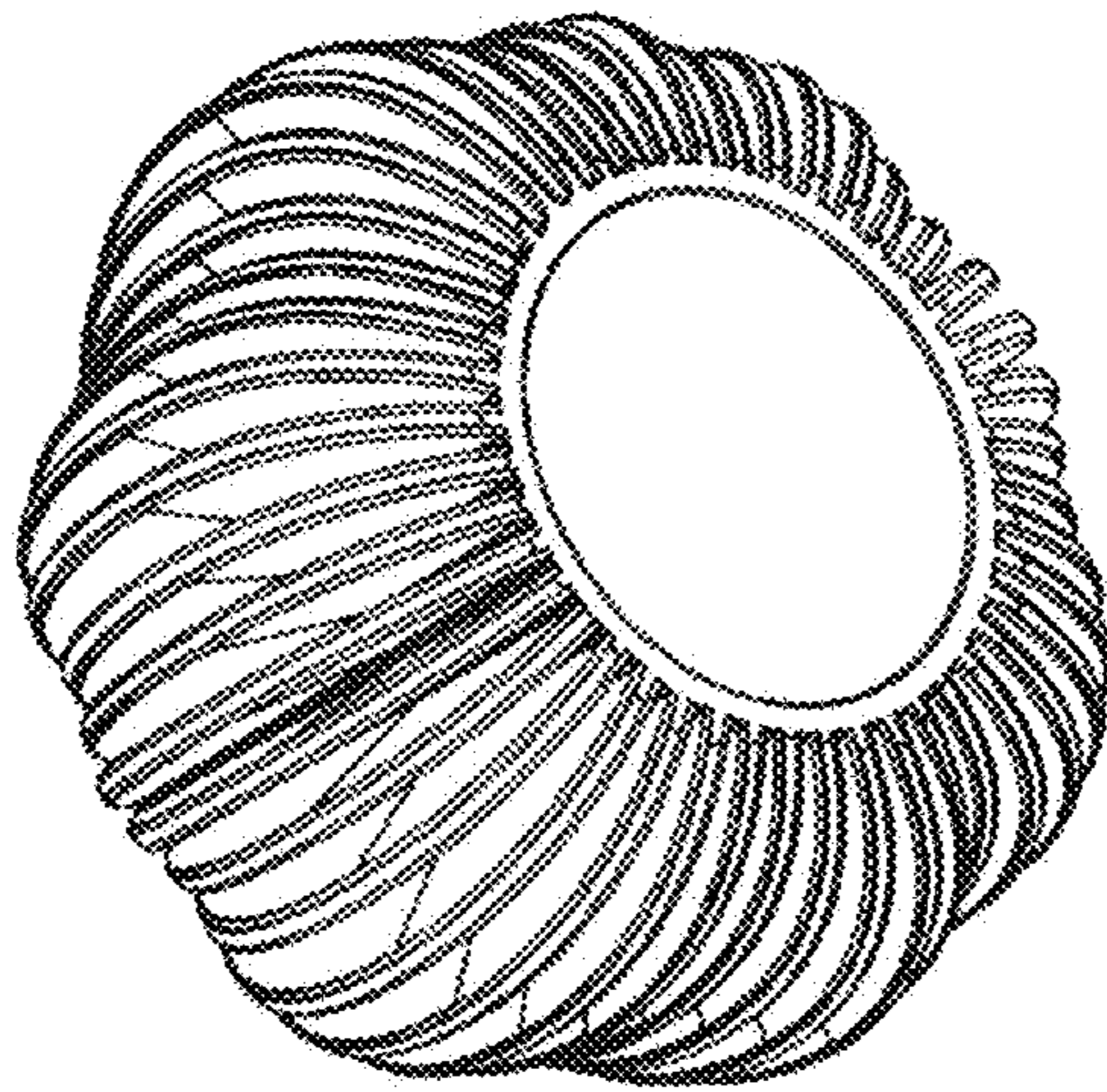


FIG. 2




FIG. 3




FIG. 4

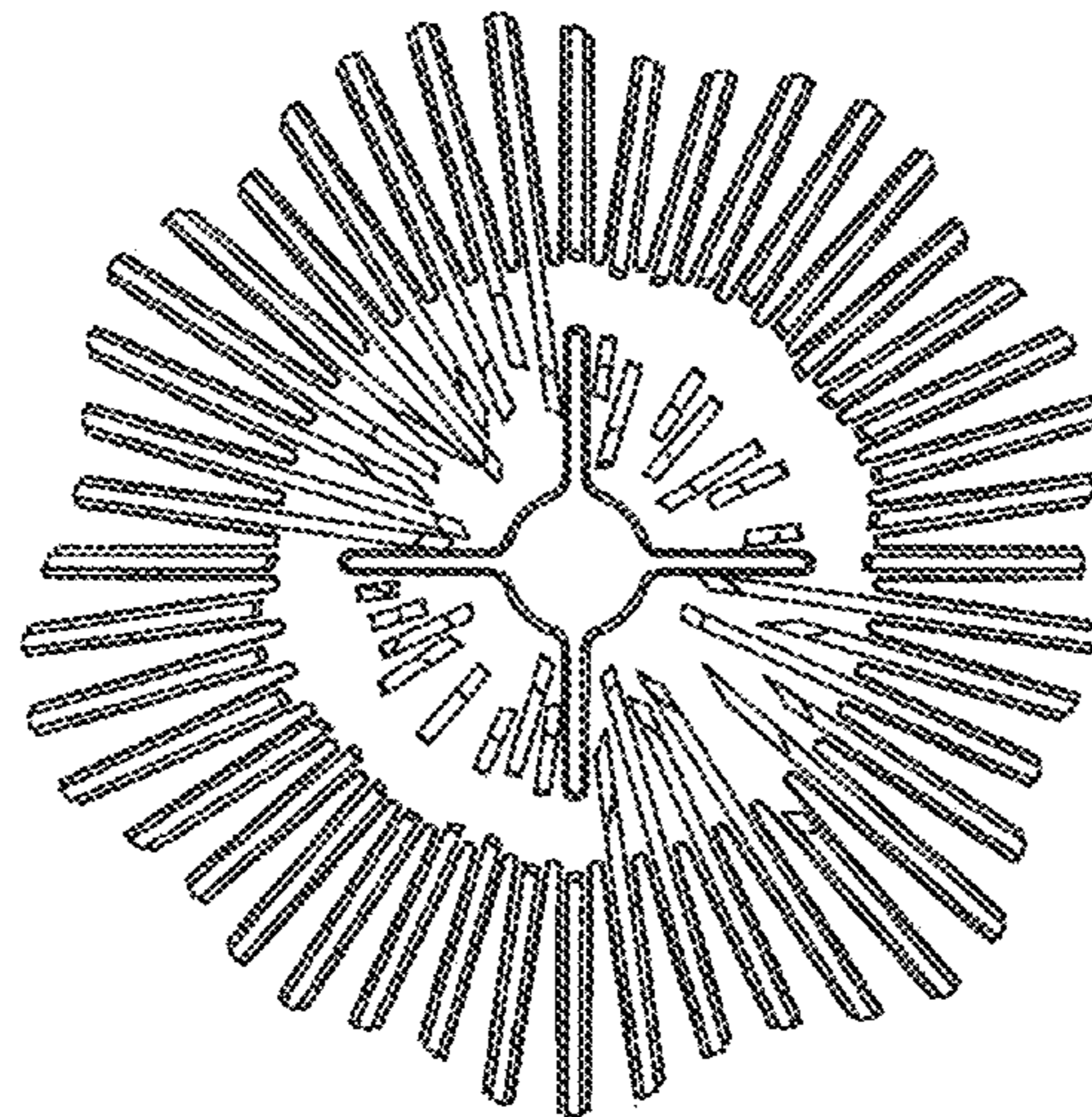


FIG. 5




FIG. 6

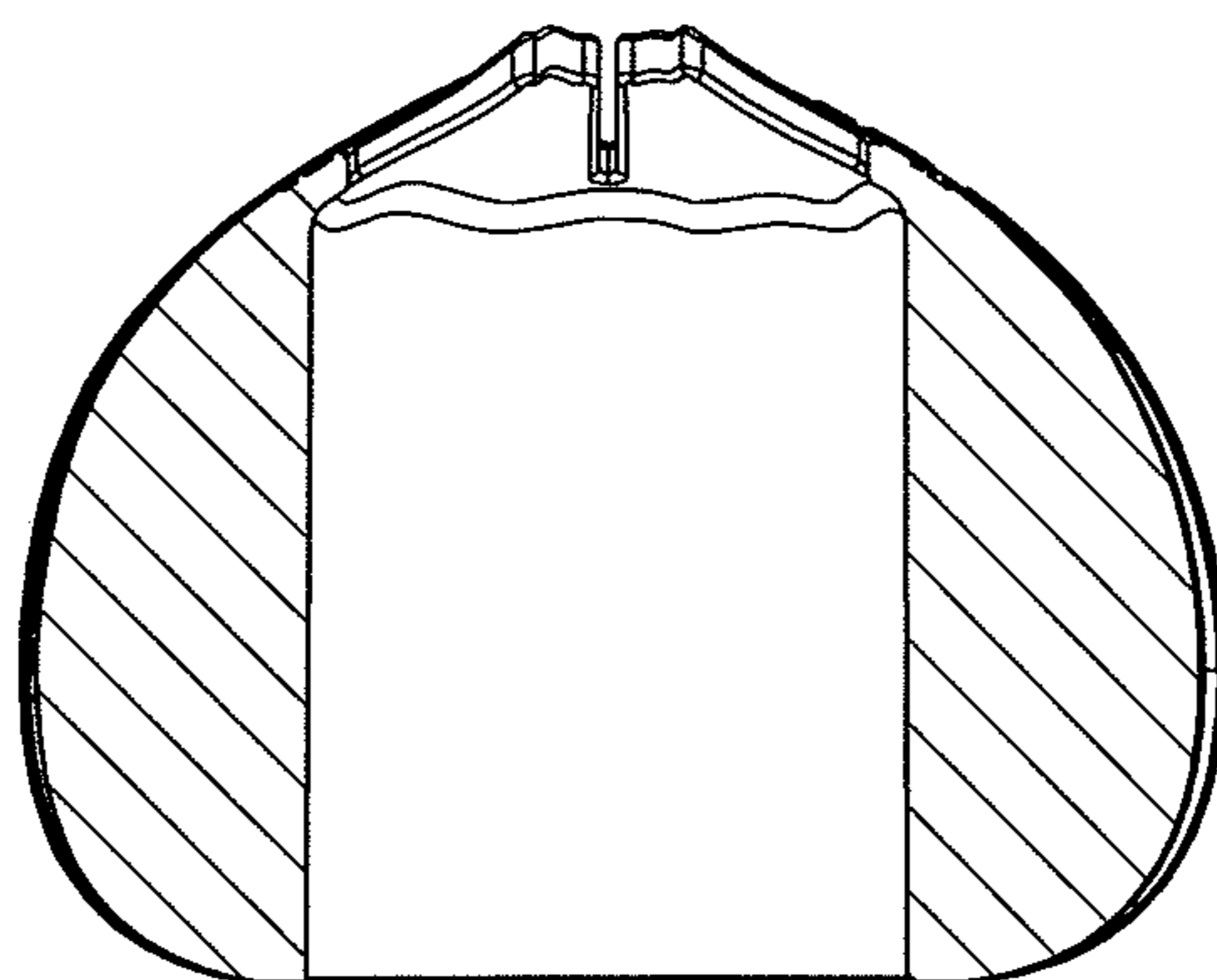


FIG. 7