



US00D688531S

(12) **United States Design Patent**
Ceder

(10) **Patent No.:** **US D688,531 S**
(45) **Date of Patent:** **** Aug. 27, 2013**

(54) **PROTECTIVE BOTTLE CASE**

- (71) Applicant: **MHCS**, Epernay (FR)
- (72) Inventor: **Julien Ceder**, Reims (FR)
- (73) Assignee: **MHCS**, Epernay (FR)
- (**) Term: **14 Years**
- (21) Appl. No.: **29/443,522**
- (22) Filed: **Jan. 18, 2013**

Related U.S. Application Data

- (63) Continuation of application No. 29/373,911, filed on Jun. 6, 2011, now Pat. No. Des. 676,717.
- (51) **LOC (9) Cl.** **07-06**
- (52) **U.S. Cl.**
USPC **D7/624.2**
- (58) **Field of Classification Search**
USPC D7/605-608, 707-708, 619.1-625,
D7/601-602, 700; 62/457.8, 457.9, 457.4;
220/737, 739, 902, 903; 215/386, 393-396,
215/12.1; 248/311.2, 309.1, 346.01, 346.11;
D9/444; 206/446

See application file for complete search history.

(56) **References Cited**

U.S. PATENT DOCUMENTS

- 631,182 A * 8/1899 Seelinger 215/12.1
- 1,625,183 A * 4/1927 Abbott 215/13.1

(Continued)

FOREIGN PATENT DOCUMENTS

- FR 2 549 009 * 1/1985

Primary Examiner — Jeffrey D Asch

(74) *Attorney, Agent, or Firm* — Fross Zelnick Lehrman & Zissu, P.C.; Charles T. J. Weigell, Esq.

(57) **CLAIM**

The ornamental design for a protective bottle case, as shown and described.

DESCRIPTION

FIG. 1 is a front perspective view of a protective bottle case showing my new design, with opaque central portion;

FIG. 2 is a bottom perspective view of the protective bottle case shown in FIG. 1, with opaque central portion;

FIG. 3 is a side view of the protective bottle case shown in FIG. 1 (with the other side view being a mirror image thereof), with opaque central portion;

FIG. 4 is a top view of the protective bottle case shown in FIG. 1, with opaque central portion;

FIG. 5 is a bottom view of the protective bottle case shown in FIG. 1, with opaque central portion;

FIG. 6 is an exploded perspective view of the spout portion of the protective bottle case, central portion of the protective bottle case, and bottom portion of the protective bottle case shown in FIG. 1, with opaque central portion;

FIG. 7 is a front perspective view of an alternative embodiment of the protective bottle case shown in FIG. 1, with transparent central portion;

FIG. 8 is a bottom perspective view of the alternative embodiment of the protective bottle case shown in FIG. 7, with transparent central portion;

FIG. 9 is a side view of the alternative embodiment of the protective bottle case shown in FIG. 7 (with the other side view being a mirror image thereof), with transparent central portion;

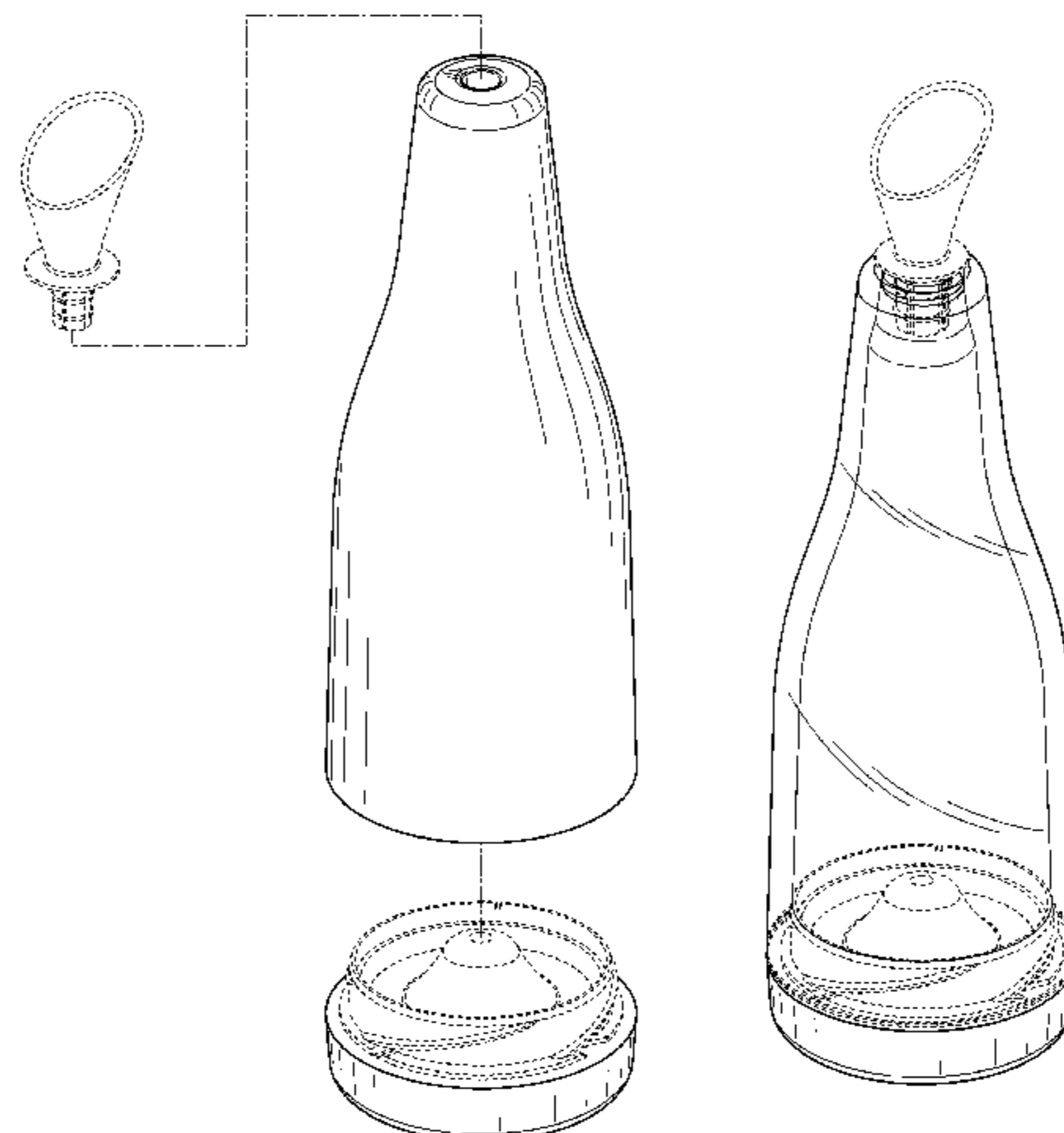
FIG. 10 is a top view of the alternative embodiment of the protective bottle case shown in FIG. 7, with transparent central portion;

FIG. 11 is a bottom view of the alternative embodiment of the protective bottle case shown in FIG. 7, with transparent central portion; and,

FIG. 12 is an exploded perspective view of the spout portion of the protective bottle case, central portion of the protective bottle case, and bottom portion of the protective bottle case shown in FIG. 7, with transparent central portion.

The even broken lines shown in the views that are immediately adjacent to the shaded areas and define unshaded regions, represent the bounds of the claimed design, while all other even broken lines are directed to non-claimed portions and are for illustrative purposes only; the broken lines form no part of the claimed design. The dot-dash broken lines in FIGS. 6 and 12 indicate the exploded nature of the views

1 Claim, 6 Drawing Sheets



(56)

References Cited

U.S. PATENT DOCUMENTS

1,957,677 A * 5/1934 Soper et al. 215/12.1
 D112,948 S * 1/1939 Morgan D7/608
 3,229,840 A * 1/1966 Filleul 215/2
 3,779,298 A * 12/1973 Piccirilli et al. 220/4.21
 4,510,769 A * 4/1985 McClellan, Jr. 62/457.8
 4,708,254 A * 11/1987 Byrns 215/13.1
 5,148,682 A * 9/1992 Wolf 62/59
 5,635,232 A * 6/1997 Wallace 426/397
 5,833,069 A * 11/1998 Jones 206/522
 D417,395 S * 12/1999 Sherts et al. D9/444
 6,308,846 B1 * 10/2001 Muller 215/13.1

6,550,271 B2 * 4/2003 Silbert 62/457.4
 6,604,649 B1 * 8/2003 Campi 220/739
 6,629,618 B1 * 10/2003 Volan 215/12.1
 D524,157 S * 7/2006 Bolden D9/444
 7,114,628 B2 * 10/2006 Guevara 220/287
 7,284,677 B2 * 10/2007 Guevara 220/737
 D614,451 S * 4/2010 Jensen et al. D7/624.2
 D619,422 S * 7/2010 Parker et al. D7/607
 D676,717 S * 2/2013 Ceder D7/624.2
 8,365,913 B2 * 2/2013 Ceder 206/446
 8,365,941 B2 * 2/2013 Mayer 220/259.3
 2004/0124192 A1 * 7/2004 Teller 220/23.9
 2010/0072159 A1 * 3/2010 Yang 215/6

* cited by examiner

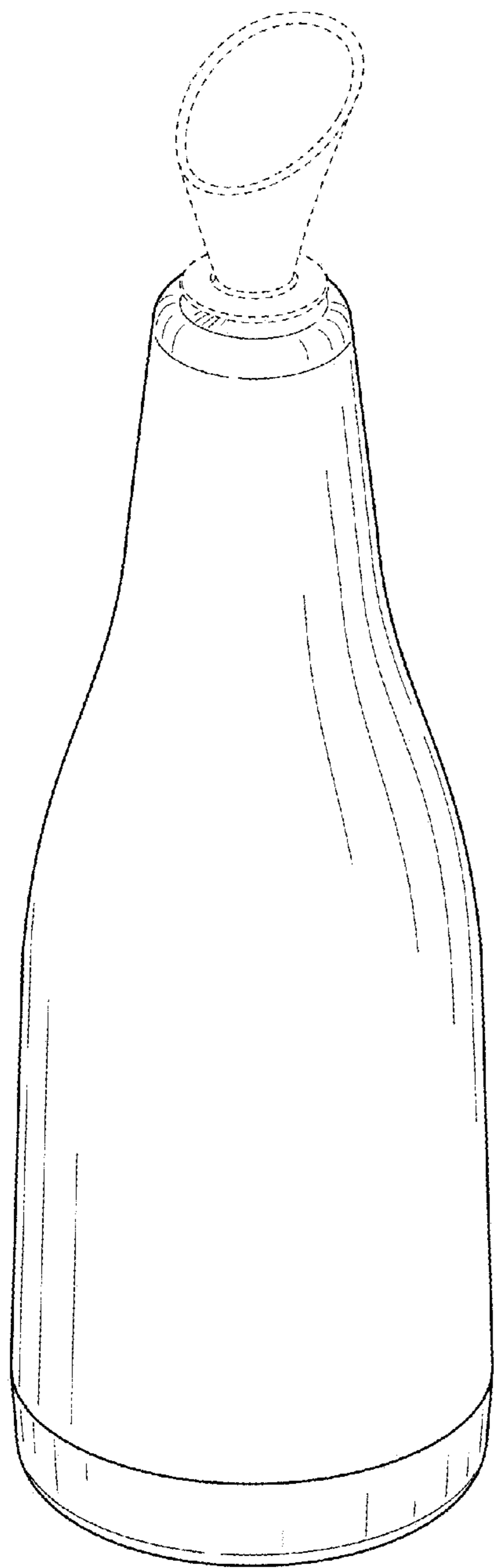


FIG. 1

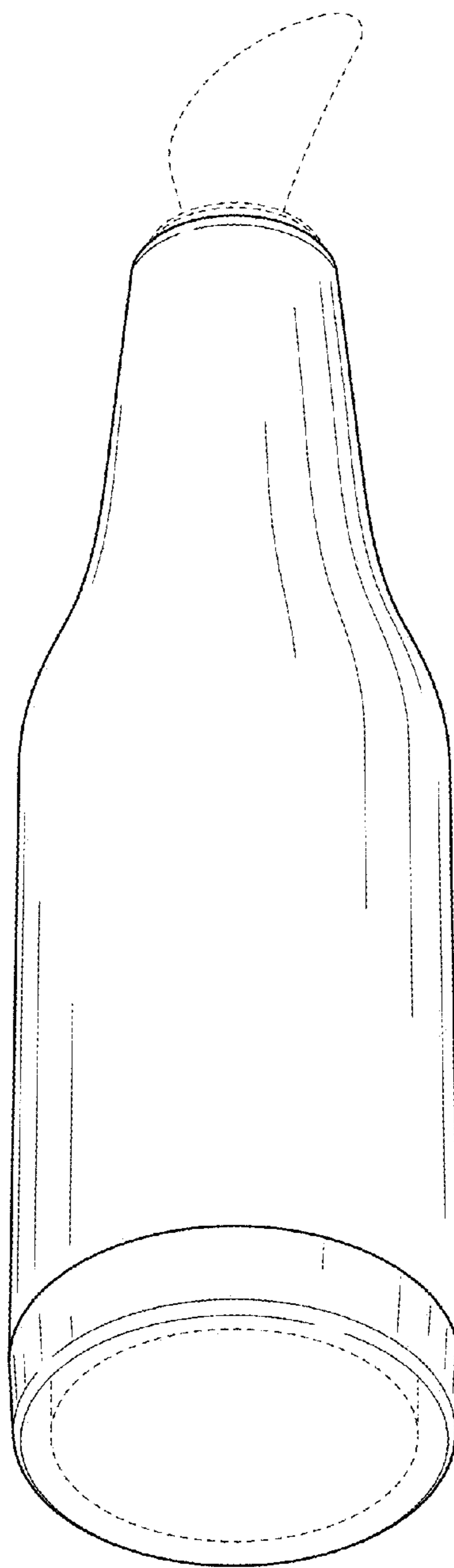


FIG. 2

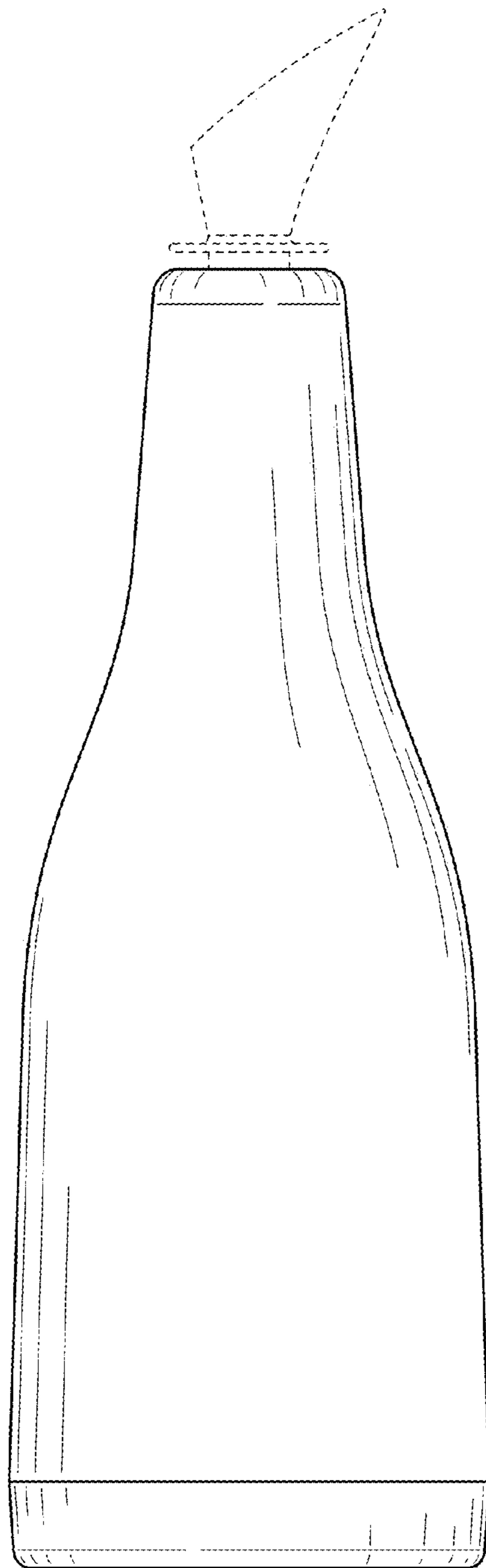


FIG. 3

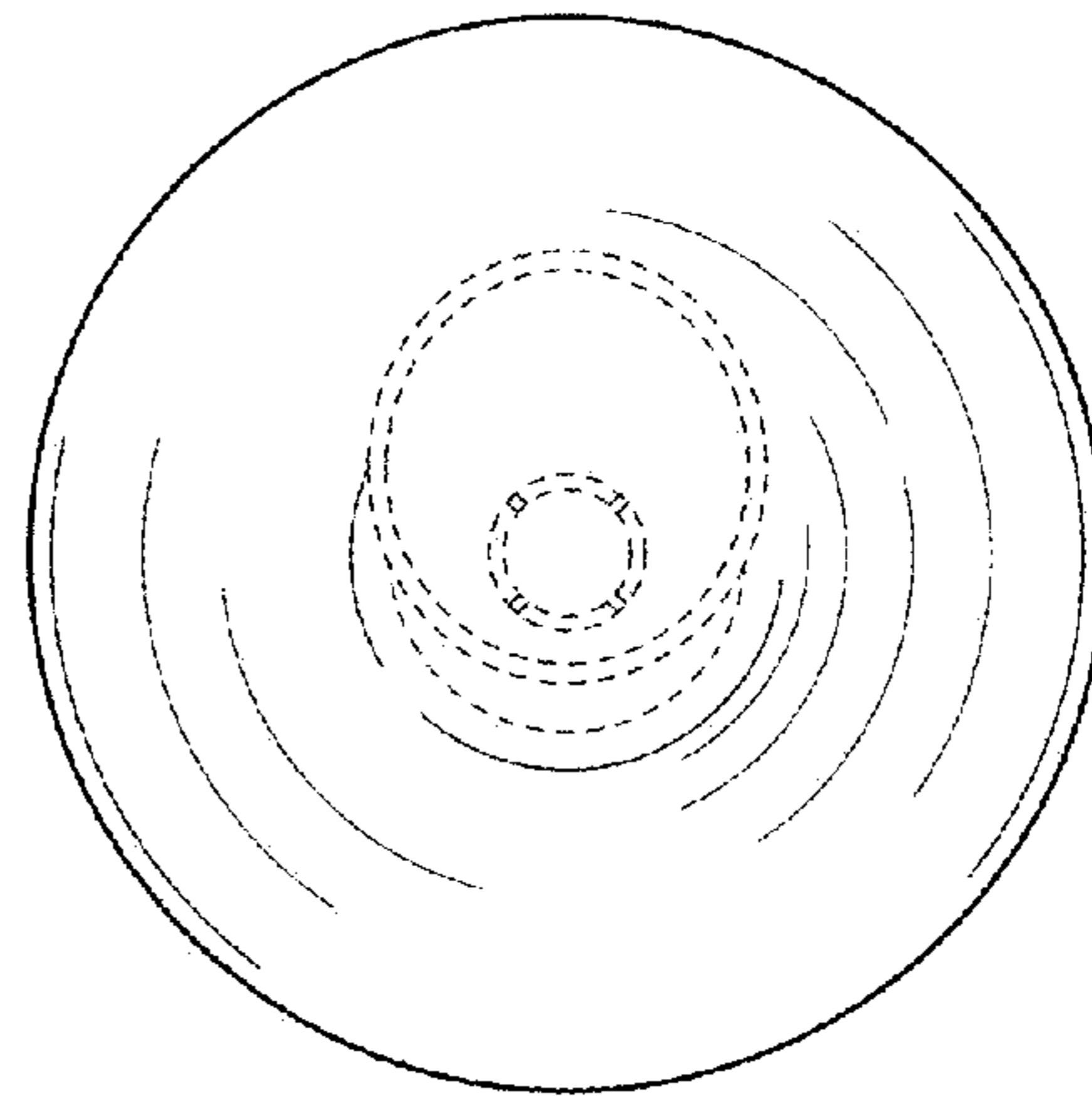


FIG. 4

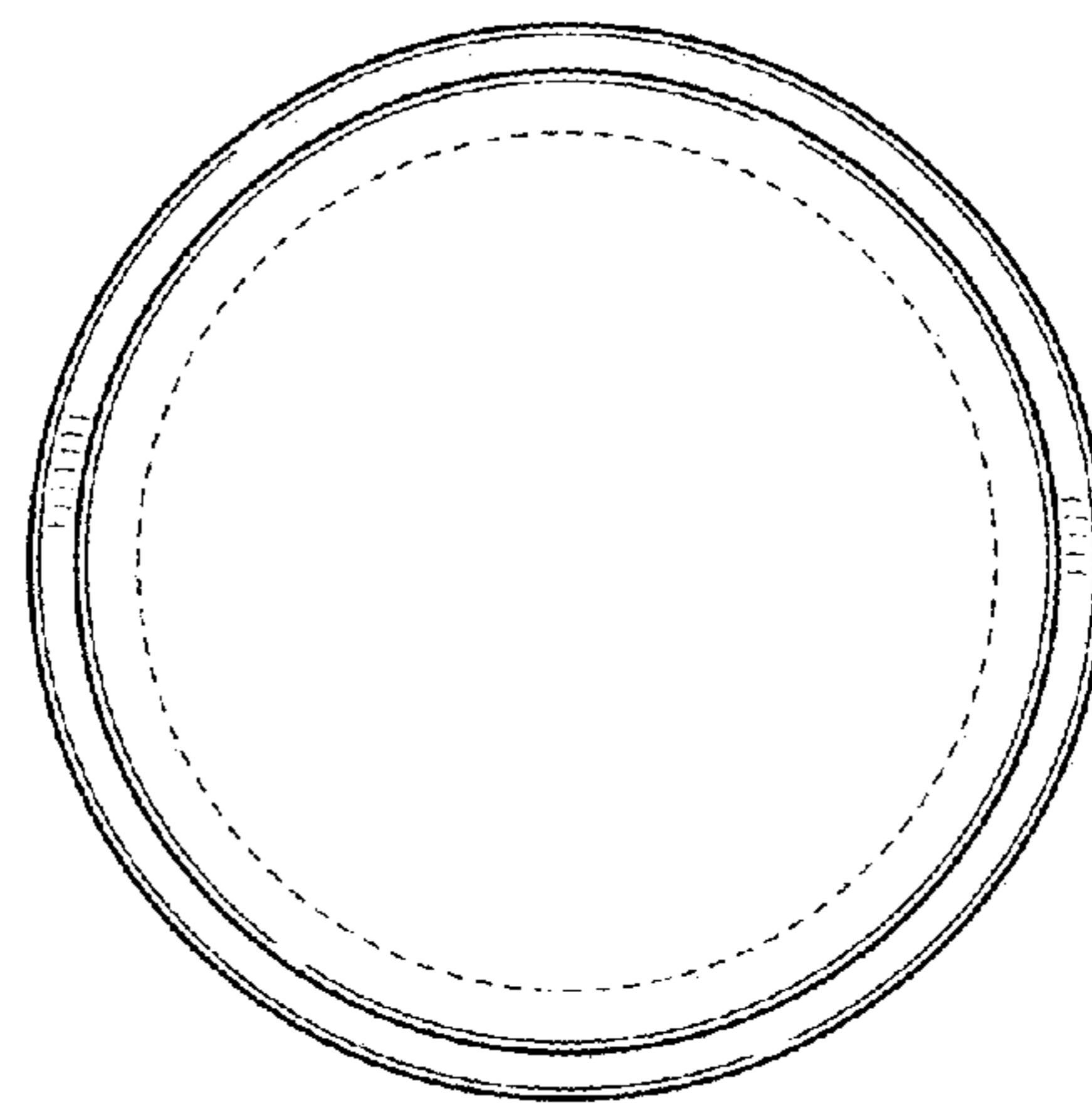


FIG. 5

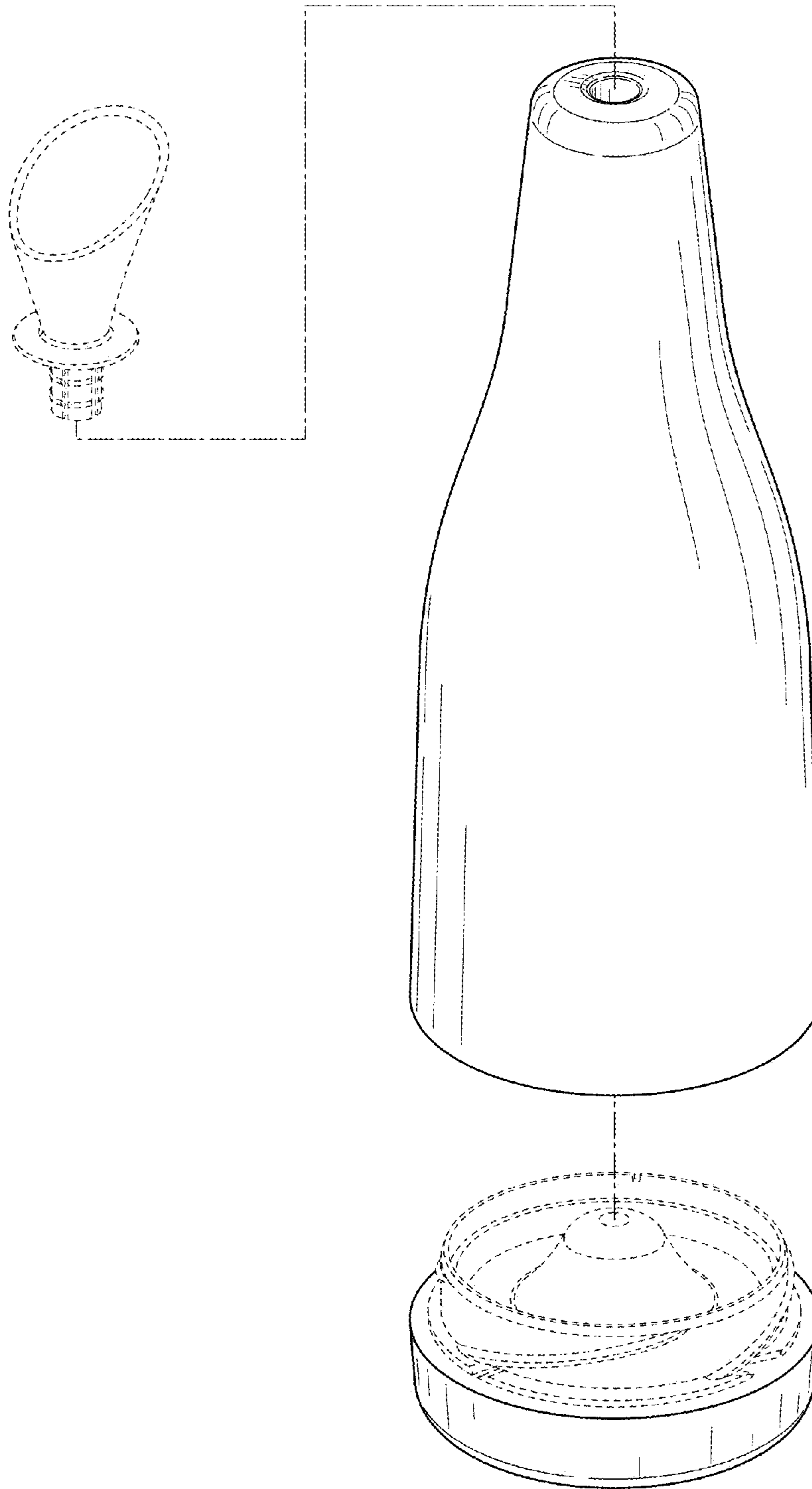


FIG. 6

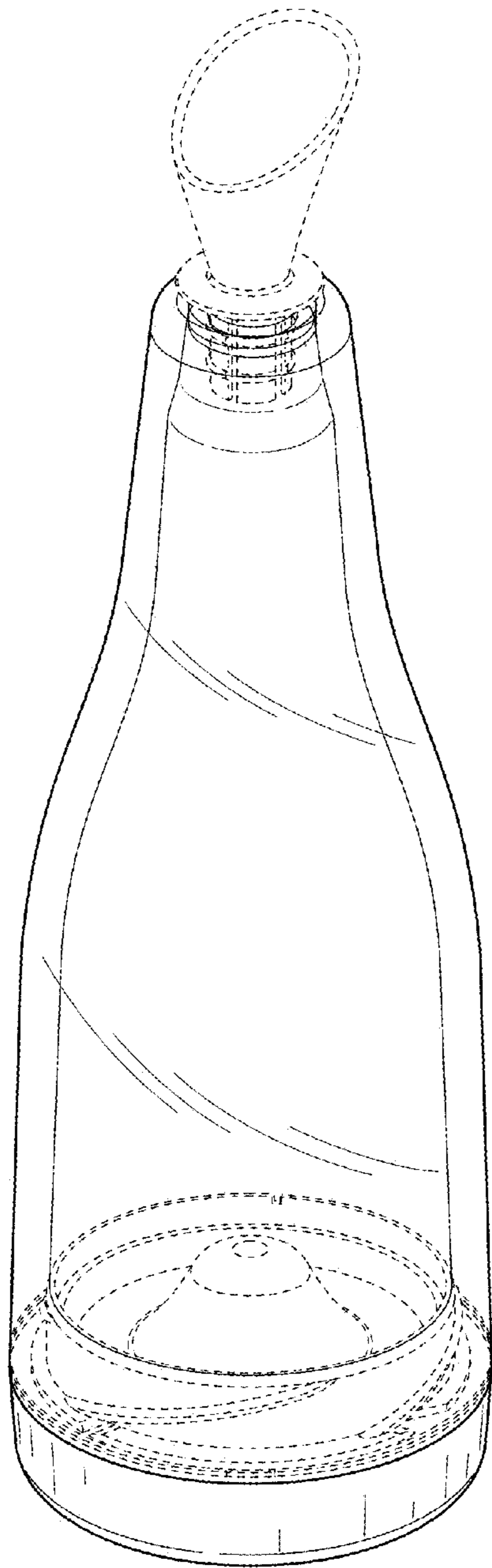


FIG. 7

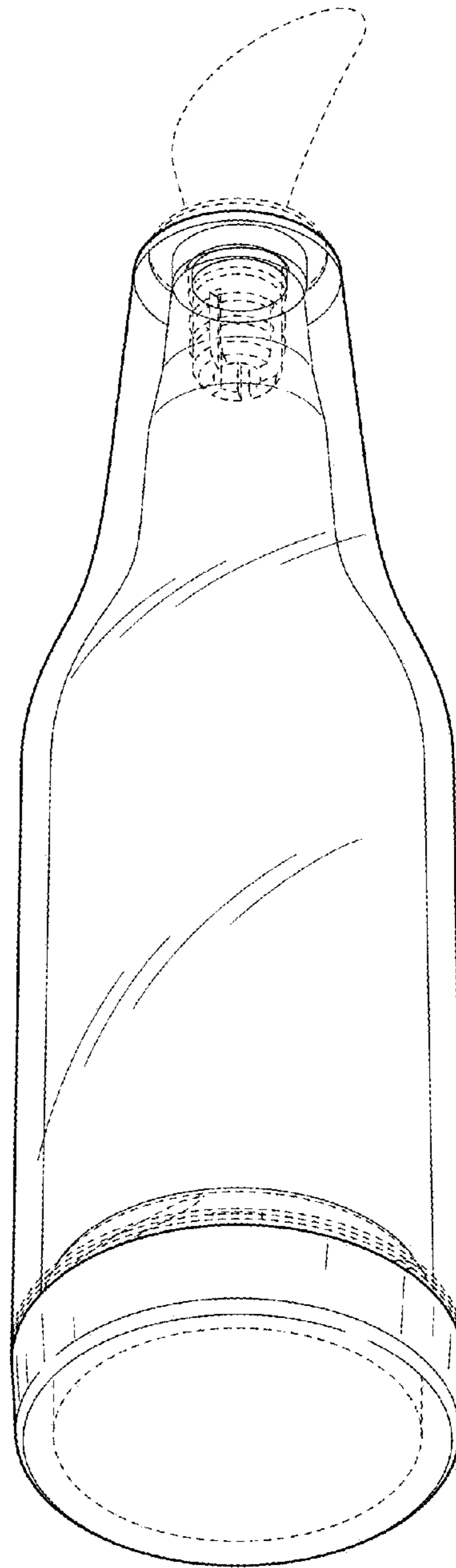


FIG. 8

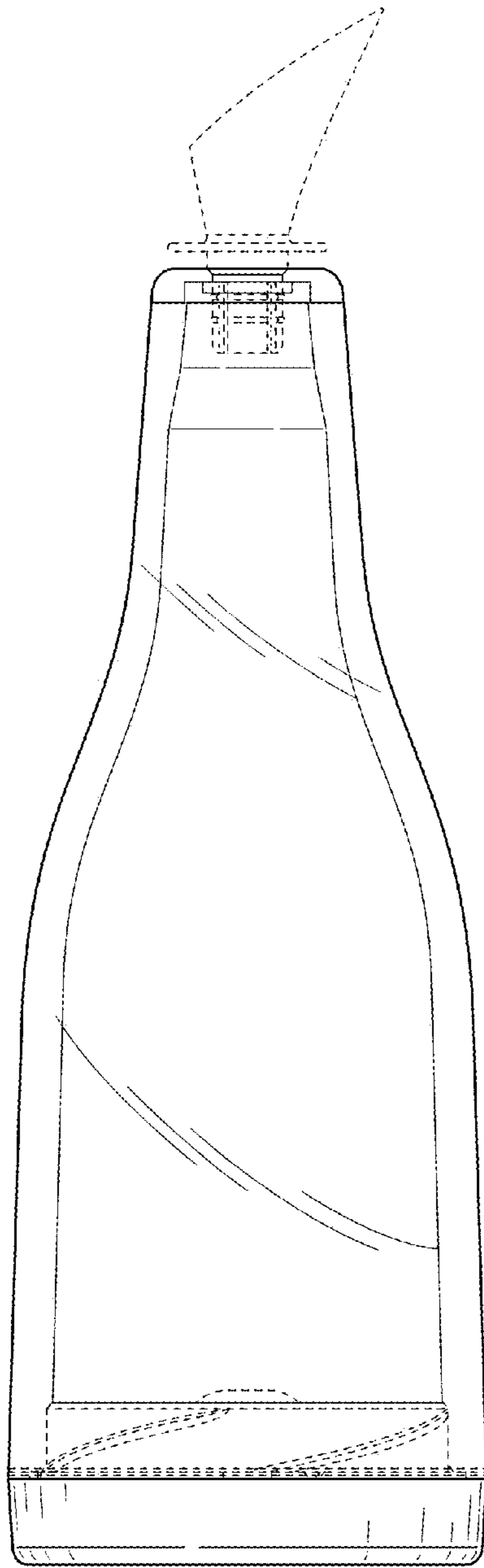


FIG. 9

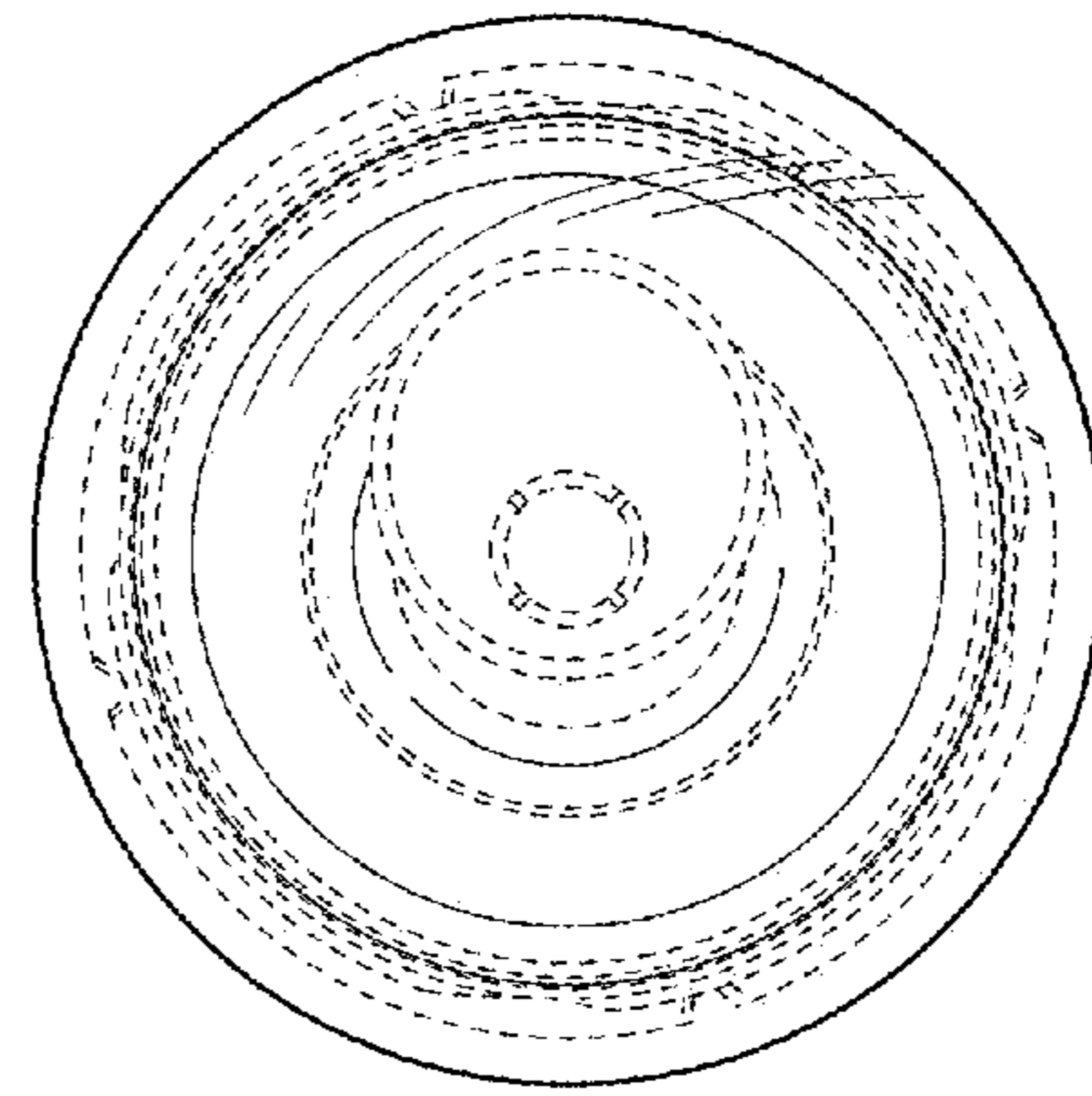


FIG. 10

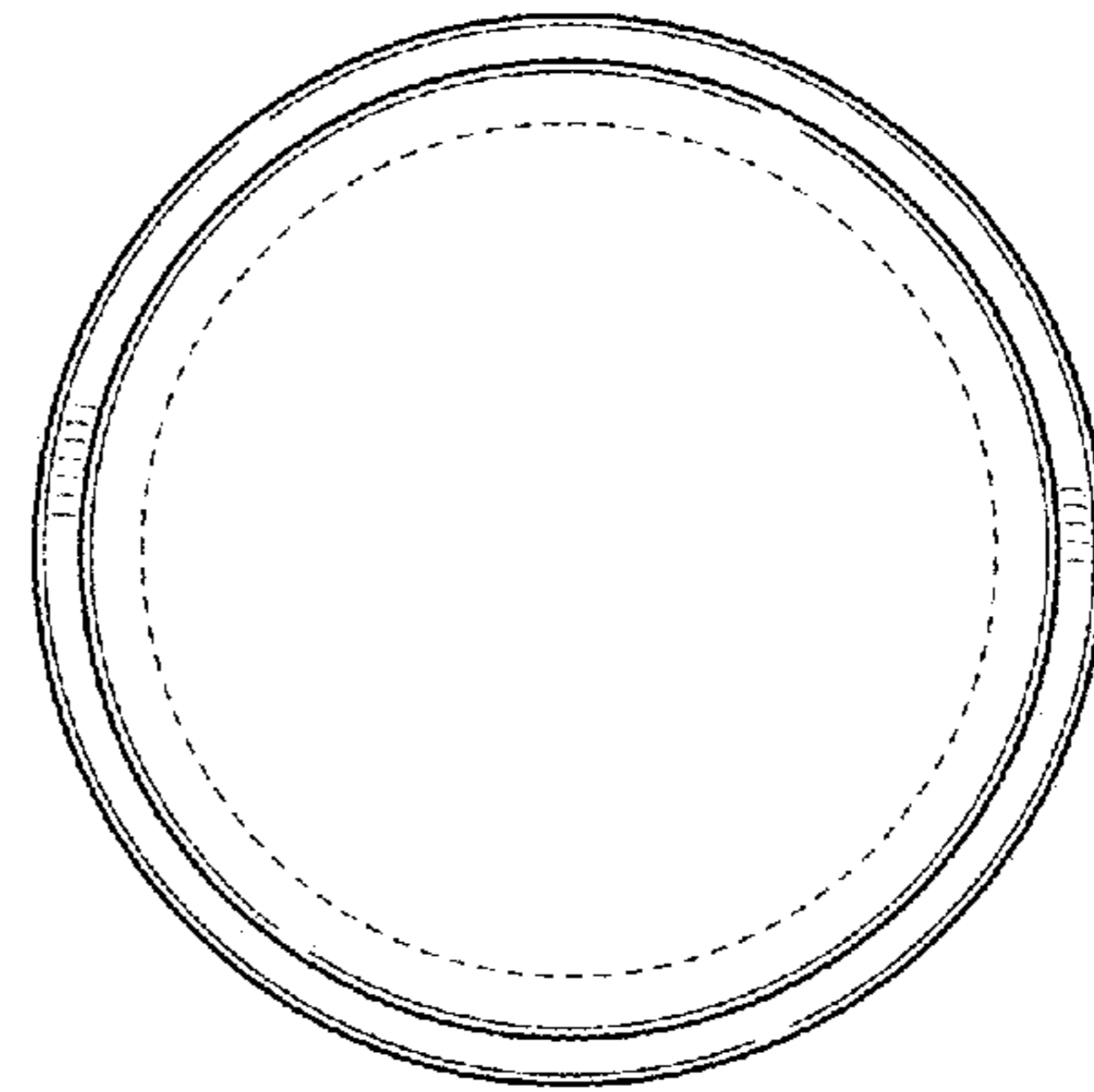


FIG. 11

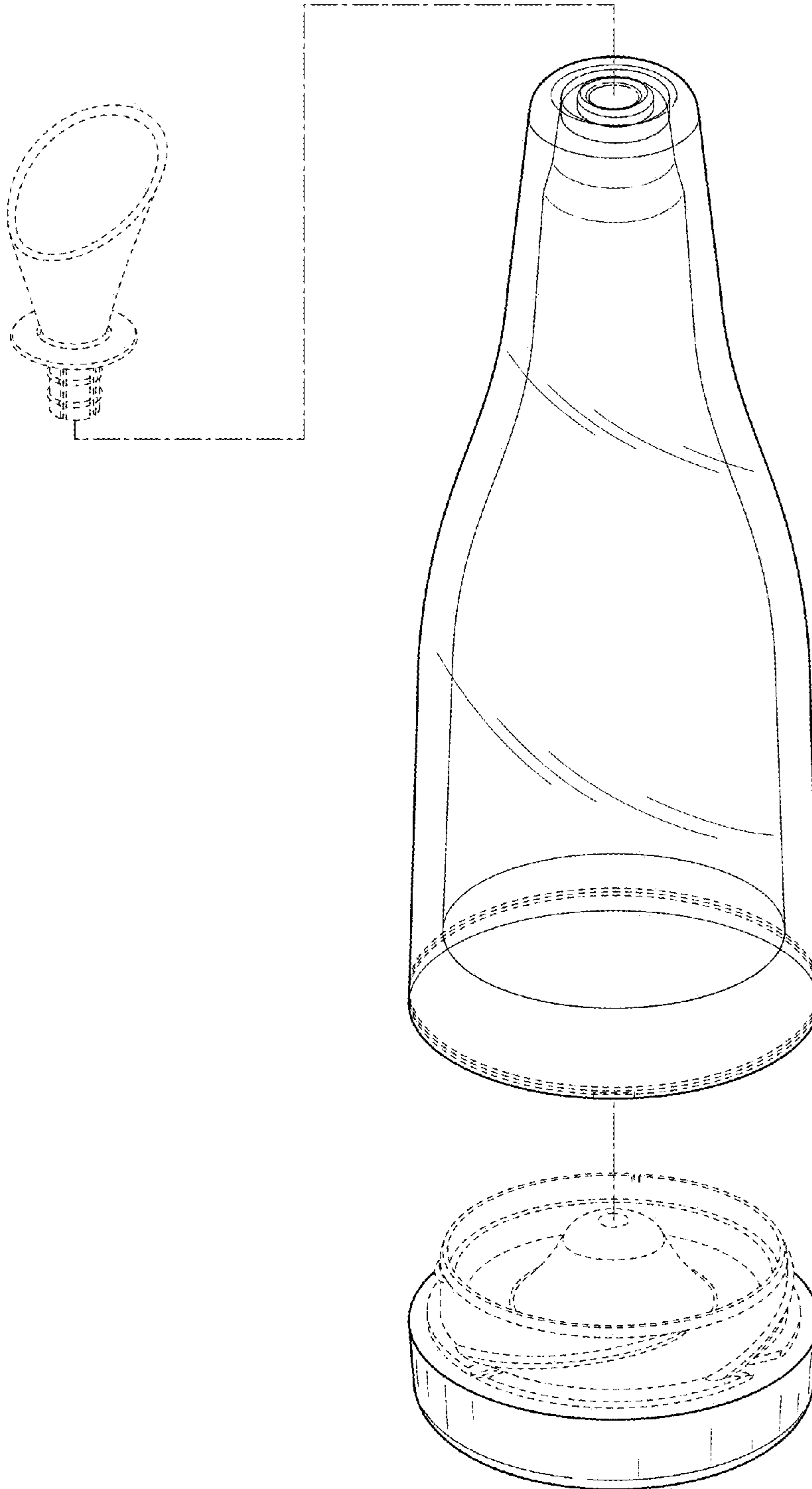


FIG. 12