



US00D688529S

(12) **United States Design Patent**
Tiemann

(10) **Patent No.:** **US D688,529 S**

(45) **Date of Patent:** **** *Aug. 27, 2013**

(54) **CAROUSEL FOR HOLDING COFFEE POD CONTAINERS**

(75) Inventor: **Frank R. Tiemann**, Madison Lake, MN (US)

(73) Assignee: **Nifty Home Products, Inc.**, Madison Lake, MN (US)

(*) Notice: This patent is subject to a terminal disclaimer.

(**) Term: **14 Years**

(21) Appl. No.: **29/422,521**

(22) Filed: **May 22, 2012**

(51) **LOC (9) Cl.** **07-06**

(52) **U.S. Cl.**
USPC **D7/600.2**

(58) **Field of Classification Search**
USPC D7/600.1-600.4, 590, 600, 602, D7/603, 619.1, 701-708; D9/739, 741, 744, D9/747; D6/462-469, 396, 397, 400, 403, D6/405, 449, 451, 457, 473, 485, 490, 495, D6/509, 512-516, 534, 552, 572; 211/14, 211/59.2, 70.6, 70.7, 71.01, 74, 75, 77, 78, 211/85.26, 85.4, 106, 126.7, 129.1, 131.1, 211/133.1, 133.2, 133.4, 133.5, 133.6; 220/23.83, 23.88

See application file for complete search history.

(56) **References Cited**

U.S. PATENT DOCUMENTS

D498,982 S * 11/2004 Hockey D7/600.2
D536,936 S 2/2007 Tiemann
D544,308 S 6/2007 Tiemann
D586,185 S 2/2009 Tiemann

D609,057 S 2/2010 Hertaus
D609,533 S 2/2010 Tiemann
D617,124 S 6/2010 Snider
D620,280 S 7/2010 Snider
D621,640 S 8/2010 Tiemann
D626,382 S 11/2010 Tiemann
D629,655 S 12/2010 Tiemann
D634,978 S 3/2011 Tiemann
D636,643 S 4/2011 Tiemann
D640,884 S 7/2011 Tiemann
D643,684 S 8/2011 Tiemann
D648,600 S 11/2011 Tiemann
D650,240 S * 12/2011 Hertaus D7/600.2
D662,782 S 7/2012 Tiemann
D664,401 S 7/2012 Tiemann
2007/0045206 A1 3/2007 Tiemann

FOREIGN PATENT DOCUMENTS

CA 138042 7/2011

* cited by examiner

Primary Examiner — Ian Simmons

Assistant Examiner — Shannon Weekley

(74) *Attorney, Agent, or Firm* — Thomas J. Nikolai; Nikolai & Mersereau, P.A.

(57) **CLAIM**

The ornamental design for a carousel for holding coffee pod containers, as shown and described.

DESCRIPTION

FIG. 1 is a front perspective view of the carousel for holding beverage cartridges;
FIG. 2 is a front view thereof;
FIG. 3 is a right side view thereof;
FIG. 4 is a rear view thereof;
FIG. 5 is a left side view thereof;
FIG. 6 is a top view thereof; and,
FIG. 7 is a bottom view thereof.

1 Claim, 7 Drawing Sheets

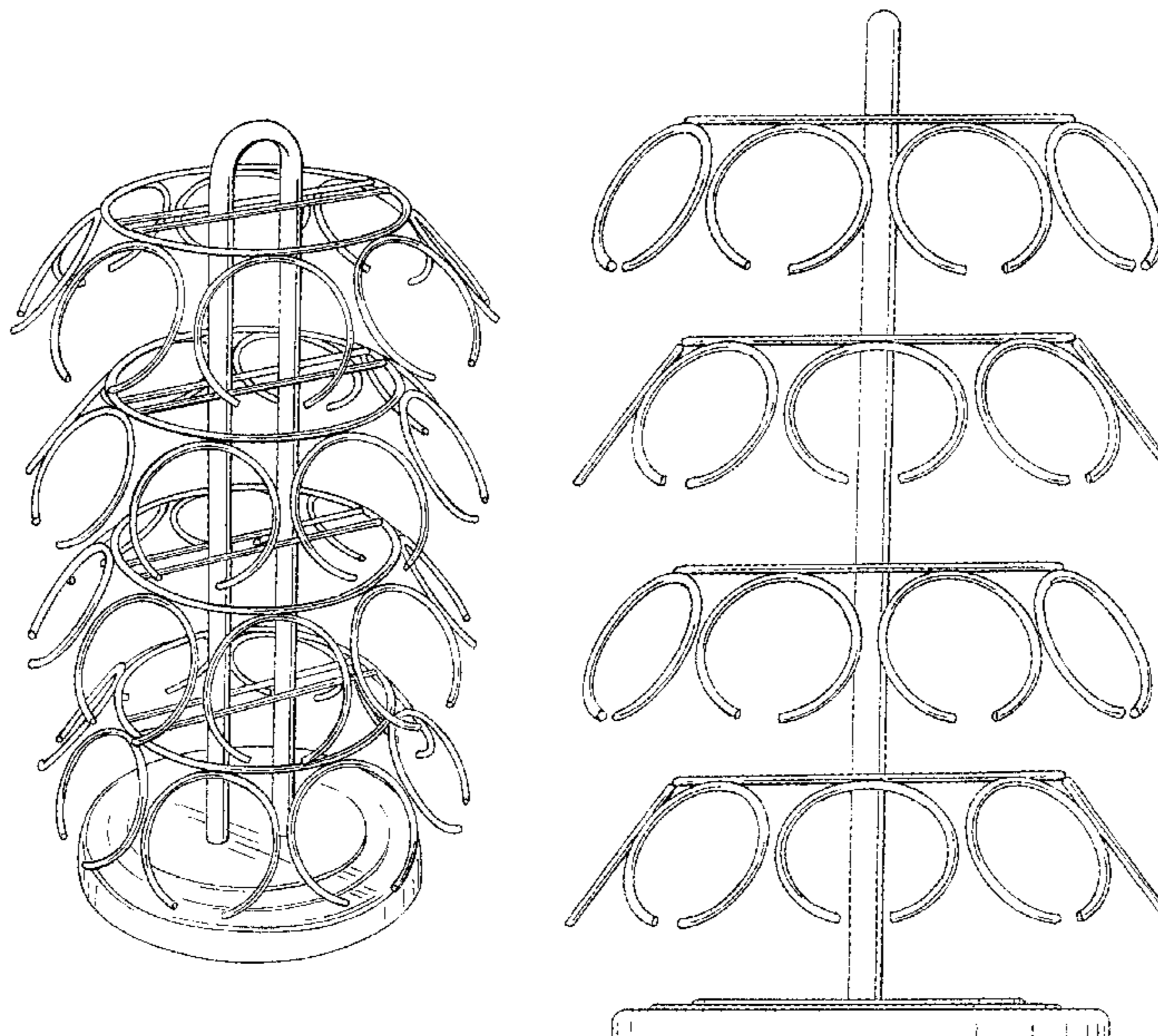


FIG. 1

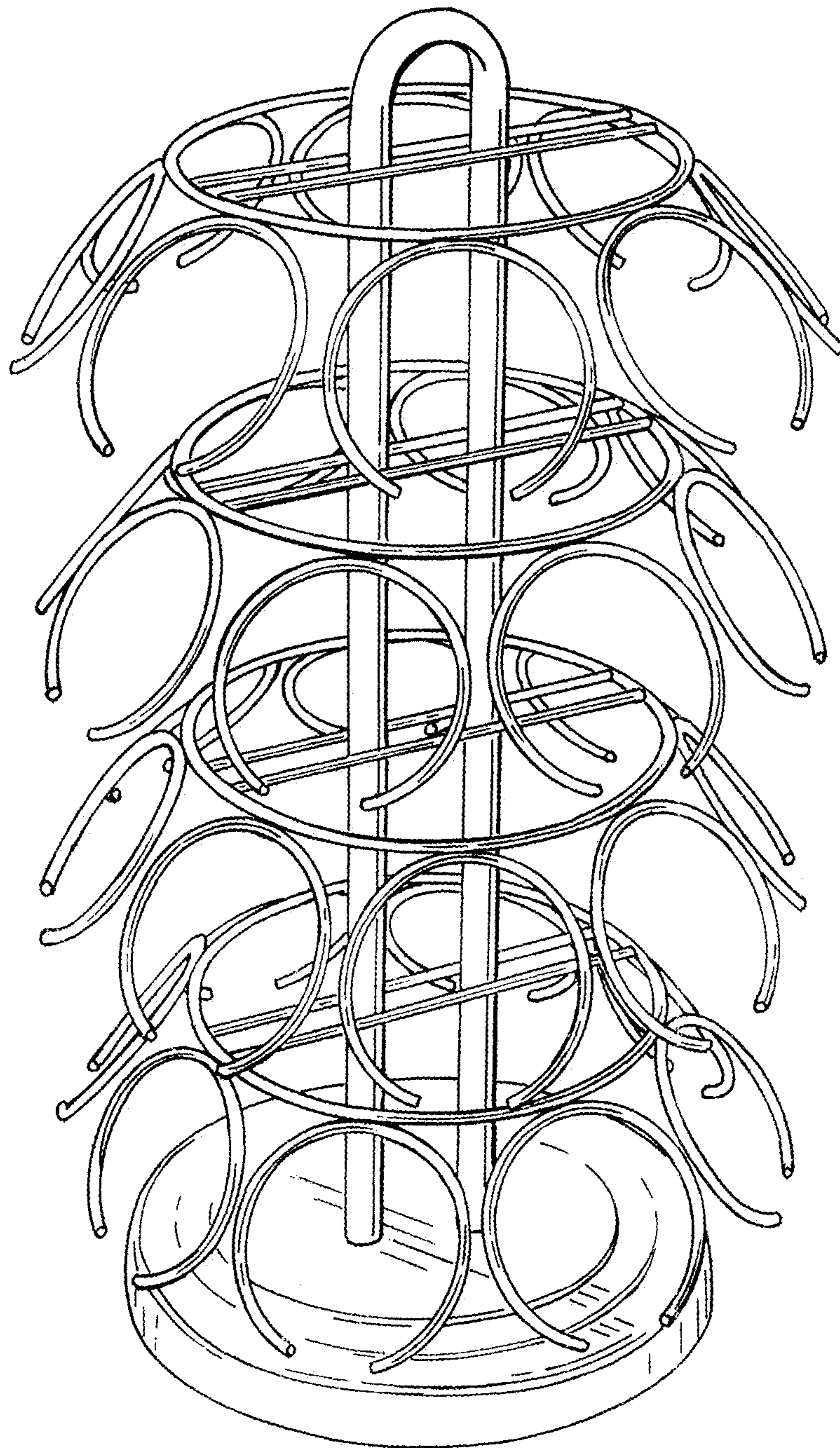


FIG. 2

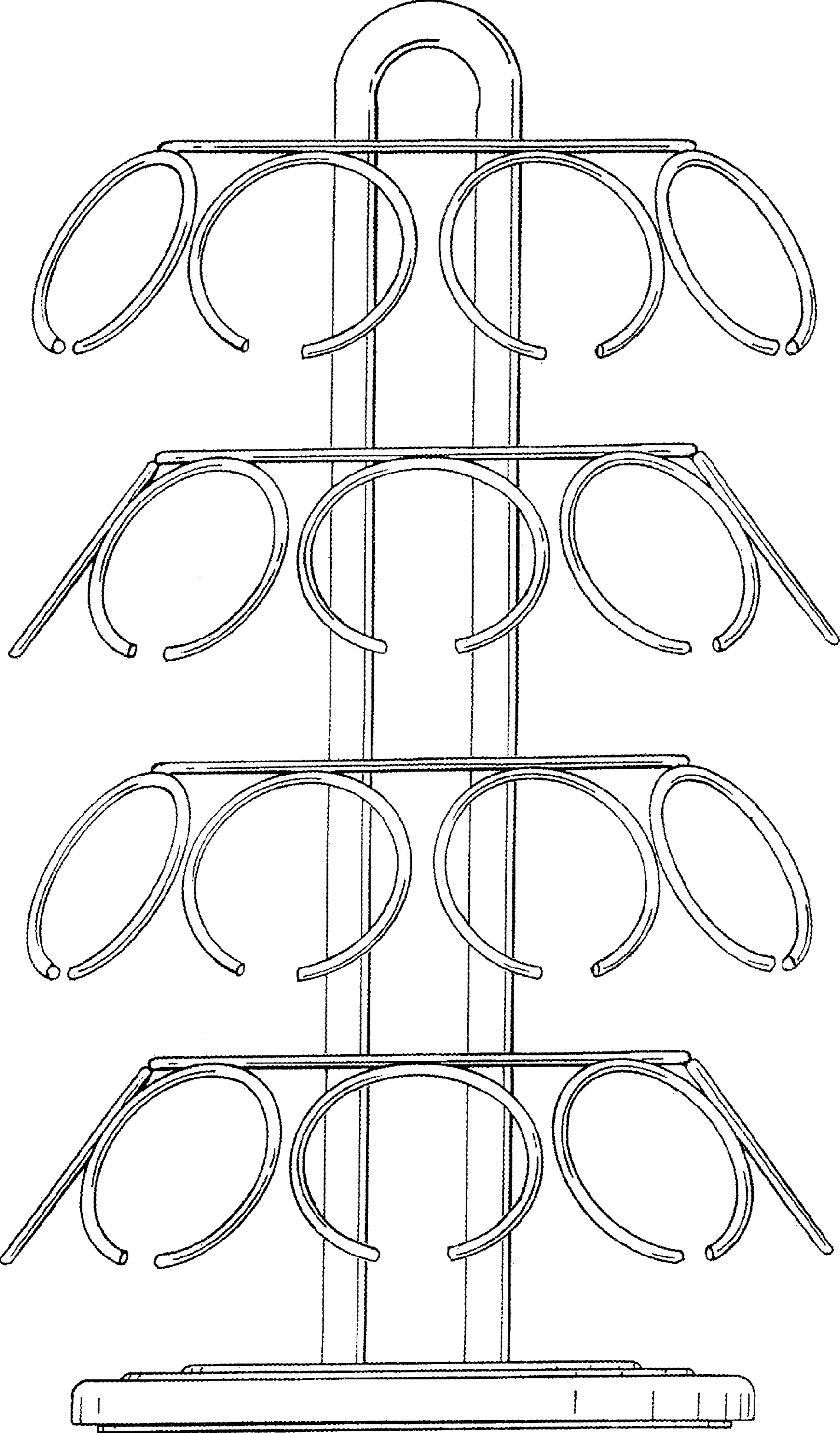


FIG. 3

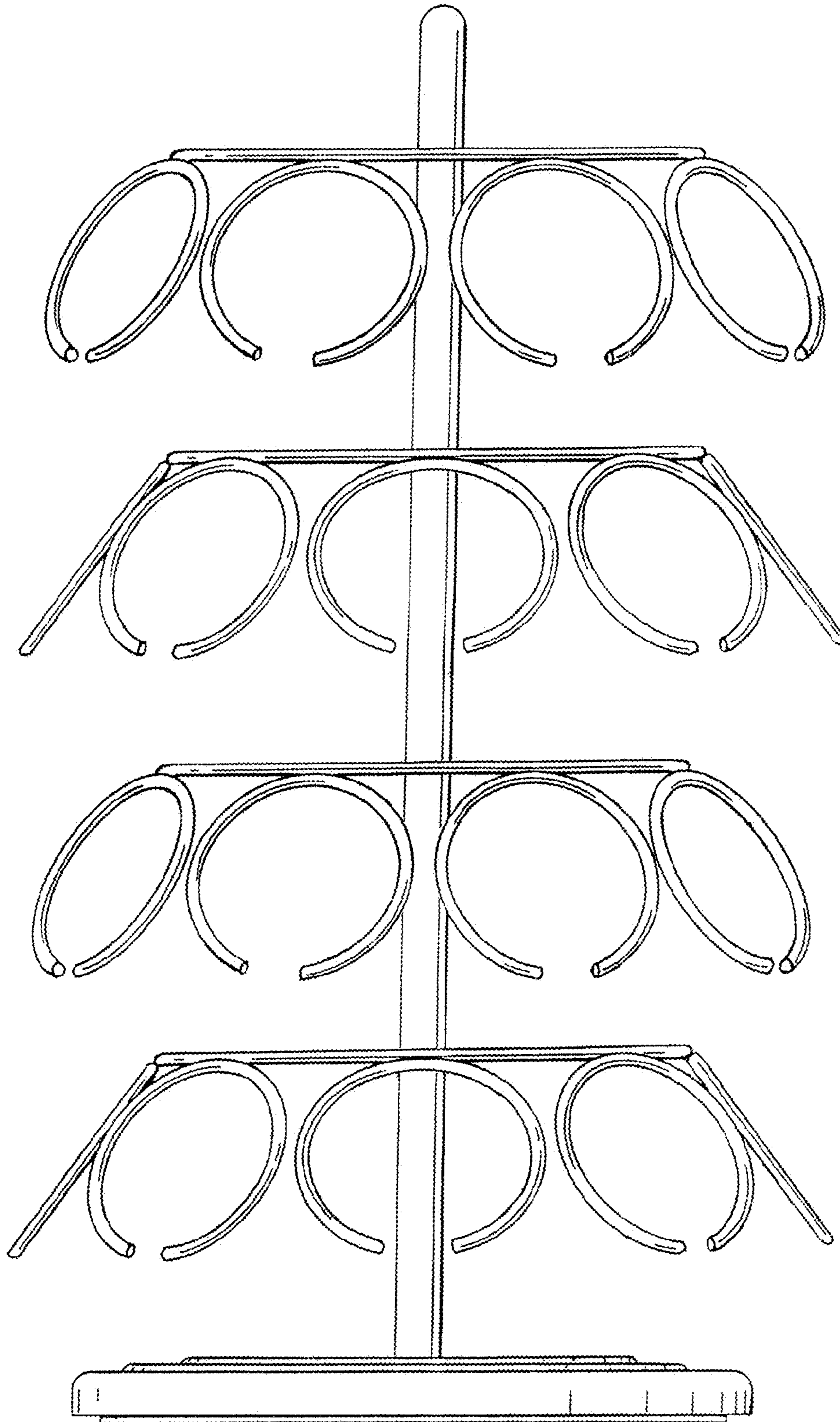


FIG. 4

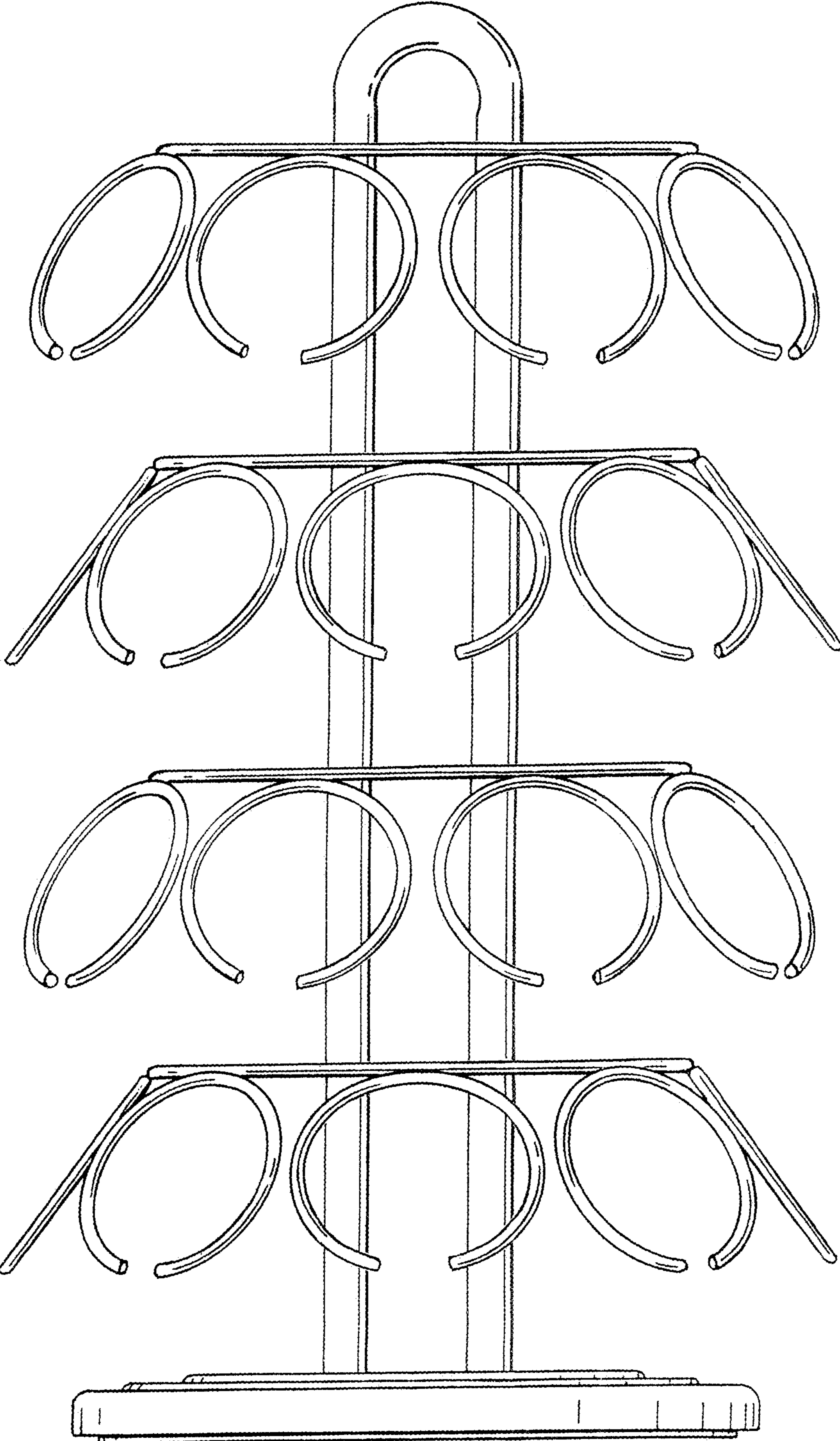


FIG. 5




FIG. 6




FIG. 7

