



US00D688526S

(12) **United States Design Patent**
Montgomery

(10) **Patent No.:** **US D688,526 S**

(45) **Date of Patent:** **** Aug. 27, 2013**

(54) **BOWL WITH UTENSIL RETENTION
FEATURE**

(75) Inventor: **Seana L. Montgomery**, McKinney, TX
(US)

(73) Assignee: **Seana L. Montgomery**, McKinney, TX
(US)

(**) Term: **14 Years**

(21) Appl. No.: **29/428,276**

(22) Filed: **Jul. 27, 2012**

Related U.S. Application Data

(62) Division of application No. 29/369,663, filed on Sep.
10, 2010, now Pat. No. Des. 666,458.

(51) **LOC (9) Cl.** **07-01**

(52) **U.S. Cl.**
USPC **D7/586; D7/396.1**

(58) **Field of Classification Search**
USPC 220/574.3, 576, 755, 769, 912, 573.1,
220/574; D7/586, 500, 361, 354, 323, 402,
D7/412, 543, 545, 587, 303, 360, 691; 99/422,
99/425, 445; 219/620, 621, 725, 726, 727,
219/728, 729, 730; D10/46.2; 228/174;
D28/38

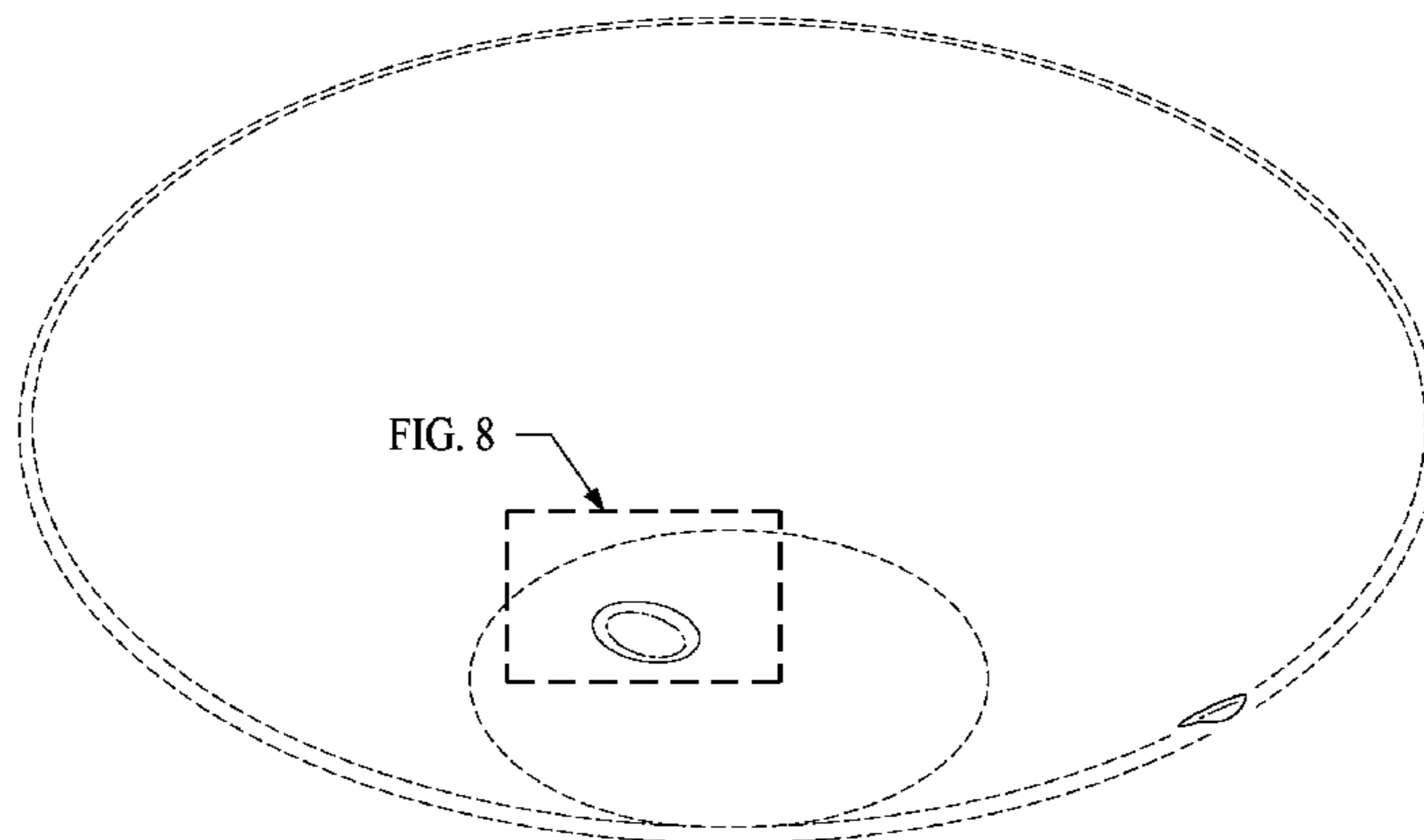
See application file for complete search history.

(56) **References Cited**

U.S. PATENT DOCUMENTS

269,054 A	12/1882	Hemsteger	
D25,316 S *	3/1896	Dobson	D28/38
676,799 A	6/1901	McLoughlin	
785,116 A *	3/1905	Perry	277/649
D47,282 S	5/1915	Beurmann	
1,673,677 A	5/1921	Holland	
1,505,675 A	8/1924	Stirn	
D109,508 S	5/1938	Wood	
D113,856 S	3/1939	Smith	
D117,054 S	10/1939	Bradford	
2,261,448 A	11/1941	Petersen	
2,350,475 A	6/1944	Rabazzana	
D162,354 S	3/1951	Smith	

D167,942 S *	10/1952	Jones	D6/613
2,655,016 A	10/1953	Hudson	
3,033,945 A *	5/1962	Villchur	381/413
D195,345 S	6/1963	Stageberg	
3,193,309 A	7/1965	Morris	
3,824,742 A	7/1974	Rupp	
D245,384 S *	8/1977	Ashton	D7/624.1
4,225,162 A	9/1980	Dola	
D270,887 S	10/1983	Allgeyer et al.	
D275,925 S *	10/1984	Bowen et al.	D7/357
D286,399 S *	10/1986	Willy	D14/222
4,834,328 A *	5/1989	Hall	248/37.3
4,873,795 A	10/1989	Spiess et al.	
4,921,447 A *	5/1990	Capp et al.	439/585
4,940,199 A *	7/1990	Hall	248/37.3
4,968,010 A	11/1990	Odobasic	
4,978,567 A	12/1990	Miller	
5,185,499 A	2/1993	Yahraus	
5,195,756 A	3/1993	Wachter	
D337,005 S	7/1993	Culverhouse	
D351,088 S	10/1994	Hsiao	
5,388,732 A	2/1995	Greger	
5,390,816 A	2/1995	Boyd	
D358,062 S	5/1995	Hasuike	
5,413,502 A	5/1995	Wang	
D369,727 S *	5/1996	Ancona	D7/691
D372,286 S	7/1996	Fortini	
5,532,073 A	7/1996	Hirata et al.	
D378,578 S	3/1997	Eberhardt	
5,638,981 A	6/1997	Crane	
D383,031 S	9/1997	Cousins	
D386,042 S	11/1997	Miller	
D391,118 S	2/1998	Jørgensen	
D405,656 S *	2/1999	Davis et al.	D7/637
5,915,580 A	6/1999	Melk	
5,922,993 A	7/1999	Ide et al.	
5,972,009 A	10/1999	Fortier et al.	
D419,395 S	1/2000	Swanson	
D423,621 S	4/2000	Holtby	
D438,050 S	2/2001	Huntzinger	
D440,501 S *	4/2001	Dorion et al.	D10/46.2
D442,304 S	5/2001	Huang	
D443,181 S	6/2001	Miller	
6,331,123 B1 *	12/2001	Rodrigues	439/584
D455,599 S *	4/2002	Cheng	D7/354
6,457,601 B1	10/2002	Chappell	
D473,752 S *	4/2003	Kerr	D7/505
D477,367 S	7/2003	Gaines et al.	
6,604,714 B1 *	8/2003	Hall	248/37.3
D482,575 S	11/2003	Mountain	
D484,690 S	1/2004	Vazquez	
D492,538 S *	7/2004	Cheng	D7/357
6,886,707 B2	5/2005	Giraud	



D509,403	S	9/2005	Raydo	
D509,994	S	9/2005	Hadland	
D512,599	S	12/2005	Hoenstein	
6,990,893	B2 *	1/2006	Cheng	99/422
D522,313	S	6/2006	Oyler et al.	
D524,603	S	7/2006	Kishbaugh et al.	
D539,611	S	4/2007	Wasserman et al.	
D541,104	S	4/2007	Barber	
D546,117	S *	7/2007	Orr	D7/357
D547,614	S	7/2007	Kell	
D560,434	S	1/2008	Feil	
D562,060	S	2/2008	Kloppsteck	
D564,302	S	3/2008	Freeman	
D565,357	S *	4/2008	Chan	D7/586
D568,677	S	5/2008	Stattmann	
D579,715	S	11/2008	Pawson et al.	
D586,177	S	2/2009	Loring	
D590,203	S	4/2009	Gates	
D593,807	S	6/2009	Kong	
D599,164	S	9/2009	Hoekstra	
D600,497	S *	9/2009	Ek	D7/361
D603,211	S *	11/2009	Ek	D7/354
7,631,781	B2	12/2009	Chen	
D608,149	S	1/2010	Kellermann	
D611,769	S	3/2010	Hauser	
D617,609	S *	6/2010	Thomas	D7/601
D617,610	S *	6/2010	Thomas	D7/601
D618,494	S	6/2010	Welk et al.	
D618,495	S	6/2010	Welk et al.	
D627,198	S	11/2010	Hull et al.	
D630,891	S	1/2011	Thonis	
D639,115	S	6/2011	Stewart et al.	
D642,868	S	8/2011	Shah	
7,992,714	B1	8/2011	DeVault et al.	
D647,199	S	10/2011	Kroiss	
D650,005	S *	12/2011	Perks	D17/99
D650,006	S *	12/2011	Perks	D17/99
D656,792	S	4/2012	Sink et al.	
D657,624	S	4/2012	Kastl	
D659,913	S	5/2012	Spectre et al.	
8,167,129	B2 *	5/2012	Hatcher	206/565
8,172,612	B2 *	5/2012	Bence et al.	439/578
8,192,237	B2 *	6/2012	Purdy et al.	439/792
D664,399	S	7/2012	Henry	
8,216,315	B2	7/2012	Ralph et al.	
D665,228	S	8/2012	Rosen	
8,251,340	B2	8/2012	Webb et al.	
D666,458	S	9/2012	Montgomery	
D672,192	S	12/2012	Zibilich	
2003/0015018	A1	1/2003	Brannon et al.	
2004/0026429	A1	2/2004	Baldewsingh et al.	
2005/0115974	A1	6/2005	Micciulla	
2009/0241347	A1	10/2009	Weaver	
2009/0321455	A1 *	12/2009	Fernandez et al.	220/574
2011/0073610	A1	3/2011	Giraud et al.	

OTHER PUBLICATIONS

U.S. Appl. No. 13/490,364, filed Jun. 6, 2012, entitled "Bowl with Utensil Holder", inventor Seana L. Montgomery.

* cited by examiner

Primary Examiner — Cynthia Underwood
(74) Attorney, Agent, or Firm — Patent Capital Group

(57) CLAIM

The ornamental design for a bowl with utensil retention feature, as shown and described.

DESCRIPTION

This Design Application is also related to co-pending U.S. Design patent application Ser. No. 29/428,184, filed on Jul. 27, 2012, entitled Bowl With Utensil Retention Feature; U.S. Design patent application Ser. No. 29/428,185, filed on Jul. 27, 2012, entitled Bowl With Utensil Retention Feature; U.S. Design patent application Ser. No. 29/428,187, filed on Jul. 27, 2012, entitled Bowl With Utensil Retention Feature; U.S. Design patent application Ser. No. 29/428,188, filed on Jul. 27, 2012, entitled Bowl With Utensil Retention Feature; U.S. Design patent application Ser. No. 29/428,189, filed on Jul. 27, 2012, entitled Bowl With Utensil Retention Feature; U.S. Design patent application Ser. No. 29/428,215, filed on Jul. 27, 2012, entitled Bowl With Utensil Retention Feature; U.S. Design patent application Ser. No. 29/428,221, filed on Jul. 27, 2012, entitled Bowl With Utensil Retention Feature; U.S. Design patent application Ser. No. 29/428,222, filed on Jul. 27, 2012, entitled Bowl With Utensil Retention Feature; U.S. Design patent application Ser. No. 29/428,225, filed on Jul. 27, 2012, entitled Bowl With Utensil Retention Feature; U.S. Design patent application Ser. No. 29/428,227, filed on Jul. 27, 2012, entitled Bowl With Utensil Retention Feature; U.S. Design patent application Ser. No. 29/428,232, filed on Jul. 27, 2012, entitled Bowl With Utensil Retention Feature; U.S. Design patent application Ser. No. 29/428,240, filed on Jul. 27, 2012, entitled Bowl With Utensil Retention Feature; U.S. Design patent application Ser. No. 29/428,244, filed on Jul. 27, 2012, entitled Bowl With Utensil Retention Feature; U.S. Design patent application Ser. No. 29/428,248, filed on Jul. 27, 2012, entitled Bowl With Utensil Retention Feature; U.S. Design patent application Ser. No. 29/428,253, filed on Jul. 27, 2012, entitled Bowl With Utensil Retention Feature; U.S. Design patent application Ser. No. 29/428,256, filed on Jul. 27, 2012, entitled Bowl With Utensil Retention Feature; U.S. Design patent application Ser. No. 29/428,261, filed on Jul. 27, 2012, entitled Bowl With Utensil Retention Feature; U.S. Design patent application Ser. No. 29/428,270, filed on Jul. 27, 2012, entitled Bowl With Utensil Retention Feature; and U.S. Design patent application Ser. No. 29/428,279, filed on Jul. 27, 2012, entitled Bowl With Utensil Retention Feature. The disclosure of these Design Applications are considered part of and are incorporated by reference in the disclosure of this design application.

FIG. 1 is a top perspective view showing a bowl with utensil retention feature;

FIG. 2 is a front view of FIG. 1;

FIG. 3 is a back view of FIG. 1;

FIG. 4 is a side view of FIG. 1;

FIG. 5 is another side view of FIG. 1;

FIG. 6 is a top view of FIG. 1;

FIG. 7 is a bottom view of FIG. 1; and,

FIG. 8 is an enlarged top perspective view of the portion of the claim in the broken line box of FIG. 1, shown broken away from unclaimed area.

The broken lines of the preceding Figures are included for the purpose of illustrating environment and form no part of the claimed design. The dot-dash-dot boundary line in FIGS. 1, 6, and 8 defines the boundary of the claimed design and forms no part of the claimed design.

1 Claim, 4 Drawing Sheets

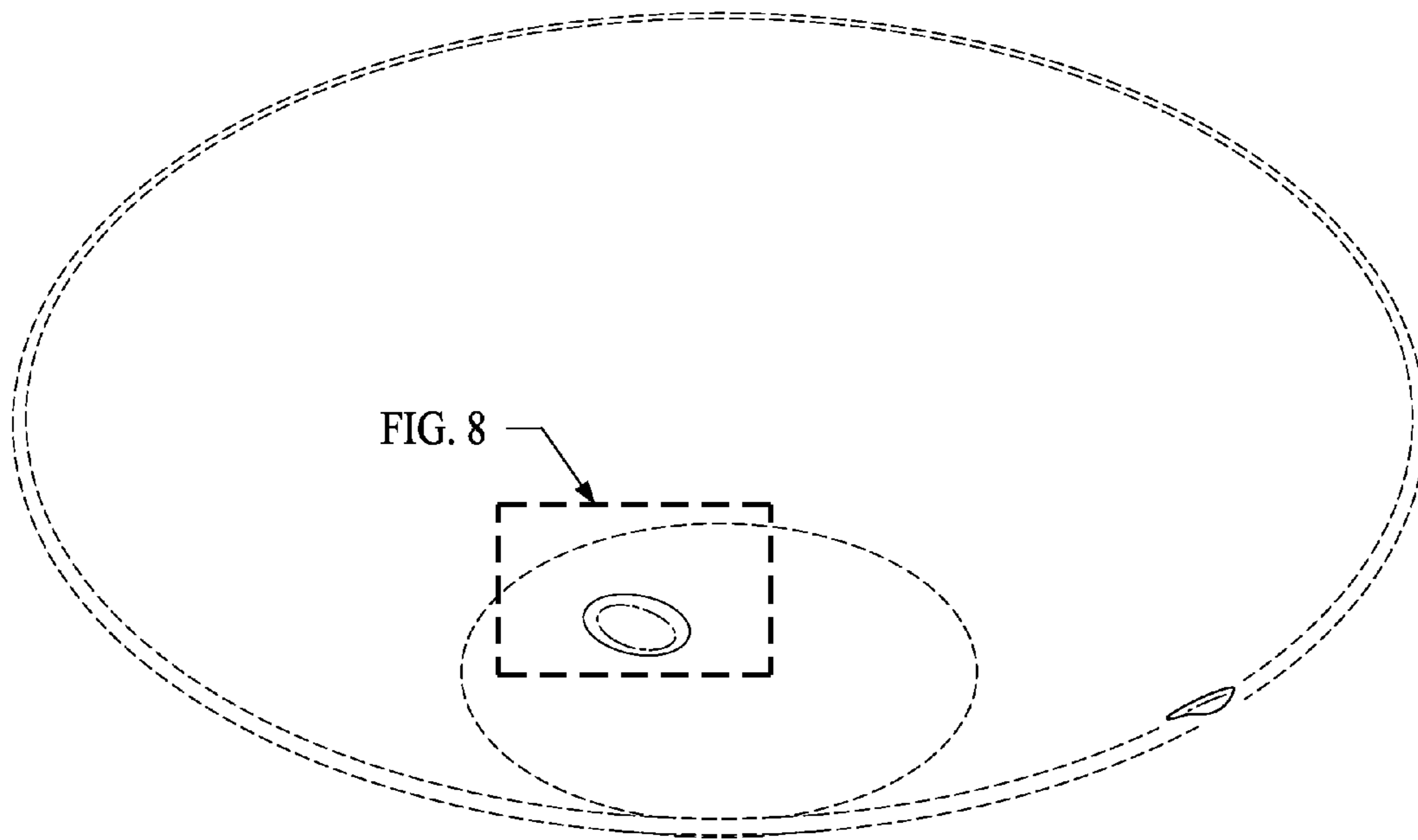


FIG. 1

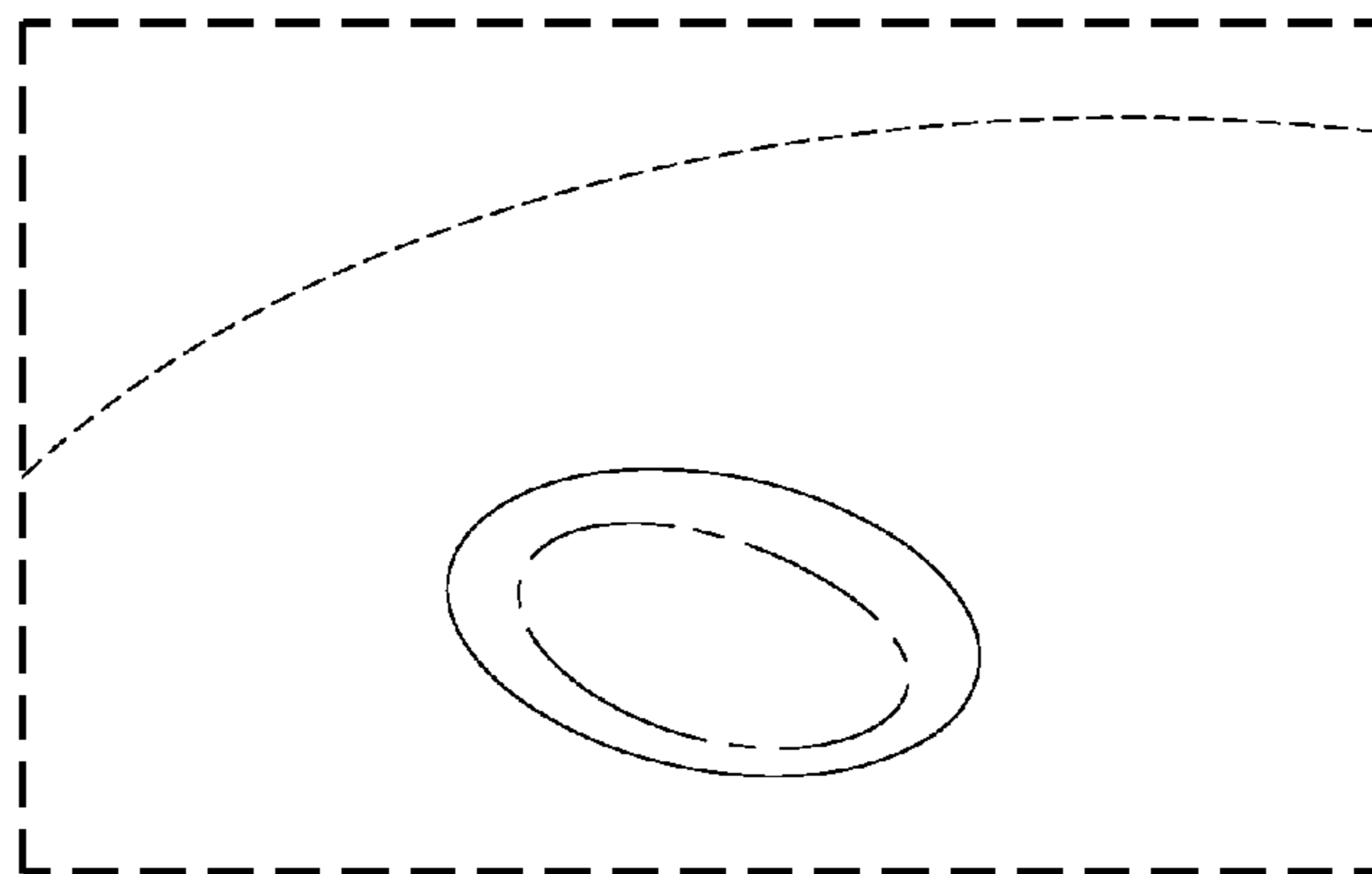


FIG. 8



FIG. 2



FIG. 3



FIG. 4



FIG. 5

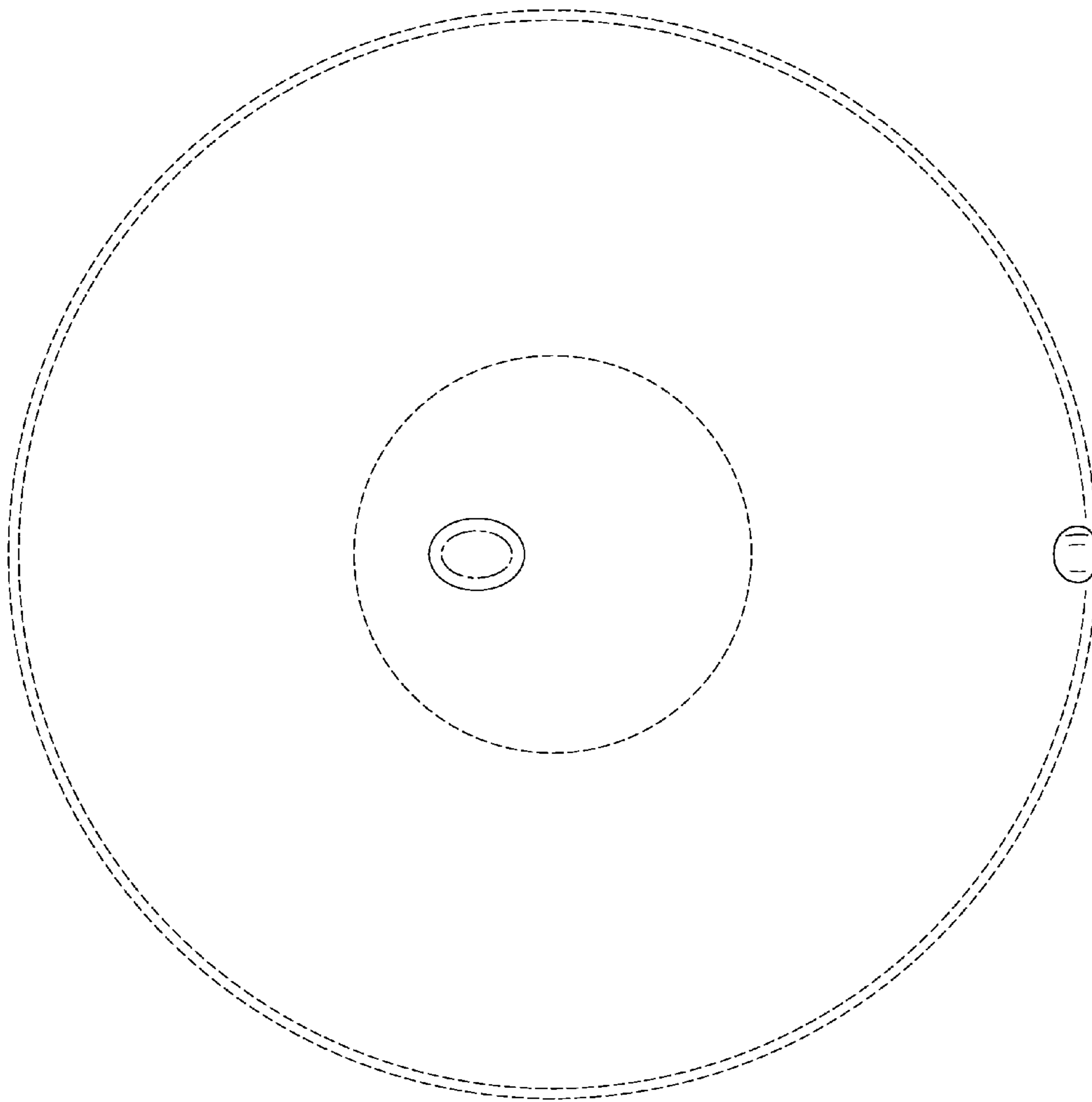


FIG. 6




FIG. 7