



US00D688455S

(12) **United States Design Patent**
Boldetti et al.

(10) **Patent No.:** **US D688,455 S**

(45) **Date of Patent:** **** Aug. 27, 2013**

(54) **DUFFEL BAG**

(75) Inventors: **Massimiliano Boldetti**, Castronno (IT);
Paola Brunazzi, Canonica d'Adda (IT);
Diego Recchia, Palestrina (IT)

D410,777 S 6/1999 Pizzi et al.
6,041,900 A 3/2000 Sadow et al.
6,279,926 B1 8/2001 Taube et al.
D448,161 S 9/2001 Holodnicki
6,386,414 B1 * 5/2002 Kilduff 224/638

(Continued)

(73) Assignee: **Samsonite IP Holdings S.a.r.l.**,
Luxembourg (LU)

FOREIGN PATENT DOCUMENTS

CN 2440363 Y 8/2001
EM 001105621-0002 3/2009

(Continued)

(**) Term: **14 Years**

(21) Appl. No.: **29/406,620**

OTHER PUBLICATIONS

(22) Filed: **Nov. 16, 2011**

A Whopper, Well Done, Backpacker Magazine, Dec. 1996, 1 page.

(51) **LOC (9) Cl.** **03-01**

(Continued)

(52) **U.S. Cl.**

USPC **D3/279**; D3/301; D3/289

Primary Examiner — Jennifer Rivard

(58) **Field of Classification Search**

USPC D3/273, 274, 276, 279, 281, 283–290,
D3/301, 321, 904; 190/18 A, 100–127.903;
150/154, 159; 224/575; 383/12, 16, 38–40,
383/104, 907

(74) *Attorney, Agent, or Firm* — Dorsey & Whitney LLP

(57) **CLAIM**

The ornamental design for a duffel bag, as shown and described.

See application file for complete search history.

(56) **References Cited**

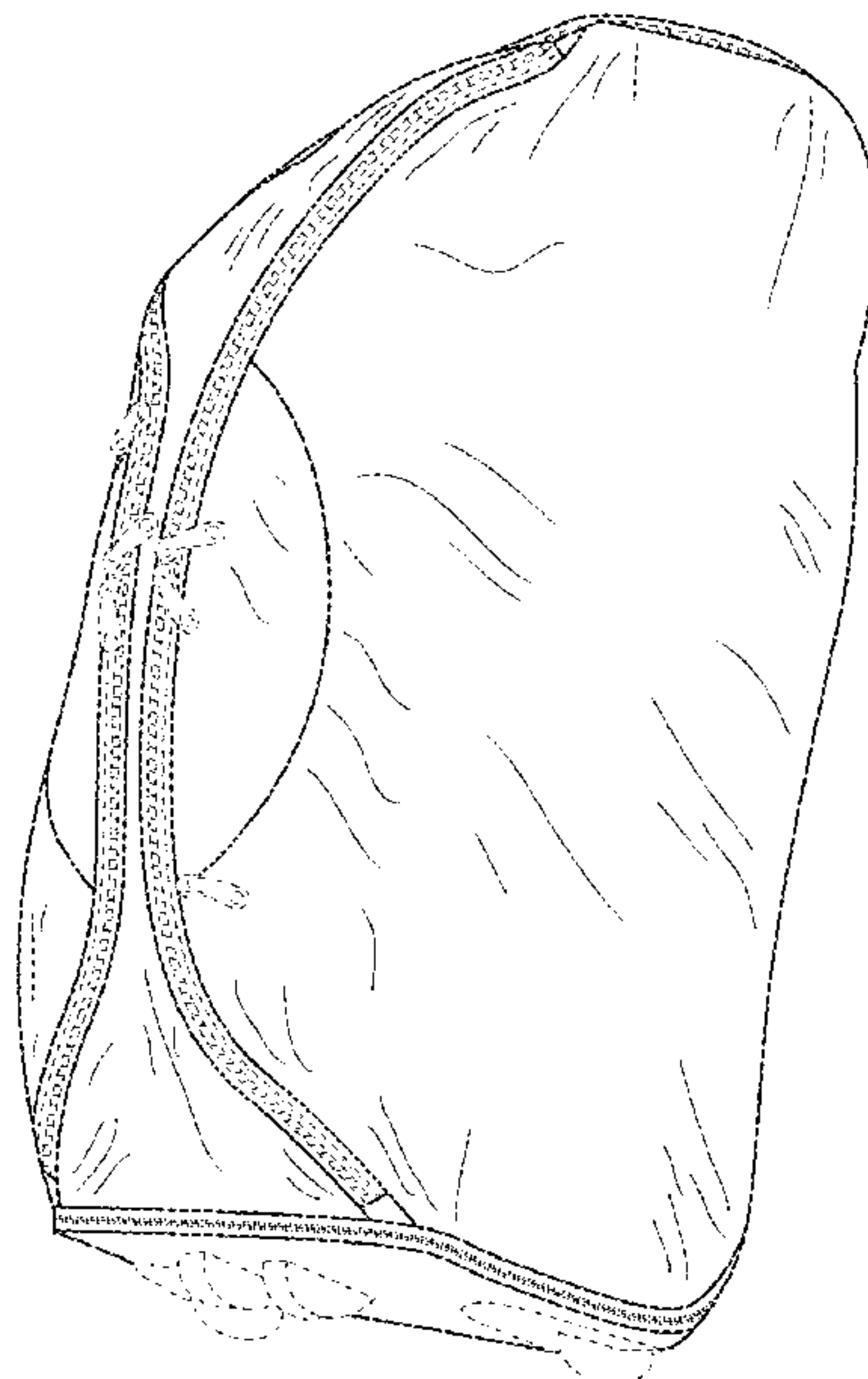
DESCRIPTION

U.S. PATENT DOCUMENTS

D113,446 S 2/1939 White
2,254,578 A 9/1941 O'Brien
3,976,113 A 8/1976 Kim
D251,083 S 2/1979 Rabinowitz et al.
5,407,039 A 4/1995 Alper et al.
D362,548 S 9/1995 King et al.
5,464,080 A 11/1995 Liang
5,484,046 A 1/1996 Alper et al.
D374,987 S 10/1996 Hughes
D383,604 S 9/1997 King et al.
D387,625 S 12/1997 Kai Fai
D395,361 S 6/1998 Zionts et al.
D395,751 S 7/1998 Dominique

FIG. 1 shows a front perspective view of a duffel bag;
FIG. 2 shows a front view of the duffel bag of FIG. 1;
FIG. 3 shows a rear view of the duffel bag of FIG. 1;
FIG. 4 shows a left elevation view of the duffel bag of FIG. 1;
FIG. 5 shows a right elevation view of the duffel bag of FIG. 1;
FIG. 6 shows a top view of the duffel bag of FIG. 1; and,
FIG. 7 shows a bottom view of the duffel bag of FIG. 1.
The broken lines shown in the drawings illustrate portions of the article and form no part of the claimed design.

1 Claim, 6 Drawing Sheets



(56)

References Cited

U.S. PATENT DOCUMENTS

D460,618 S 7/2002 Szyf
 D463,663 S 10/2002 Magana
 6,575,274 B1 6/2003 Huang
 6,595,334 B1 7/2003 Saetia
 D489,532 S 5/2004 Reimers
 6,869,086 B2 3/2005 Sadow
 6,883,654 B2 * 4/2005 Godshaw et al. 190/115
 6,926,129 B2 * 8/2005 Hoberman 190/107
 D509,959 S * 9/2005 Nykoluk D3/289
 D512,220 S 12/2005 Van Himbeeck
 D516,307 S 3/2006 Koenig et al.
 7,070,190 B2 7/2006 Sadow
 7,097,181 B2 8/2006 Sadow
 7,226,073 B1 6/2007 Zahiri
 D586,559 S 2/2009 Lyons et al.
 7,597,209 B2 10/2009 Rothschild et al.
 D607,205 S 1/2010 Sabbah
 D608,096 S 1/2010 Noble
 D623,857 S 9/2010 Austin
 7,845,508 B2 12/2010 Rothschild et al.
 D646,059 S 10/2011 Park

D676,659 S 2/2013 Brunazzi et al.
 2004/0065518 A1 * 4/2004 Hoberman 190/107
 2005/0145458 A1 7/2005 Cohen
 2007/0074941 A1 4/2007 Liang
 2008/0050050 A1 2/2008 Seecof
 2008/0279483 A1 11/2008 Yu
 2009/0159622 A1 6/2009 Smith
 2009/0183961 A1 * 7/2009 Whalen et al. 190/18 A
 2010/0170761 A1 * 7/2010 Herold 190/18 A
 2010/0290877 A1 11/2010 Landau et al.
 2011/0108381 A1 5/2011 Gibson
 2012/0006640 A1 * 1/2012 Santy 190/18 A

FOREIGN PATENT DOCUMENTS

EP 0649613 A1 4/1995
 EP 1958530 A2 8/2008
 EP 2594152 A2 5/2013
 WO 03/053186 A2 7/2003
 WO 2004/080230 A1 9/2004

OTHER PUBLICATIONS

U.S. Appl. No. 29/406,625, filed Nov. 16, 2011, Brunazzi et al.
 U.S. Appl. No. 29/406,628, filed Nov. 16, 2011, Brunazzi et al.

* cited by examiner

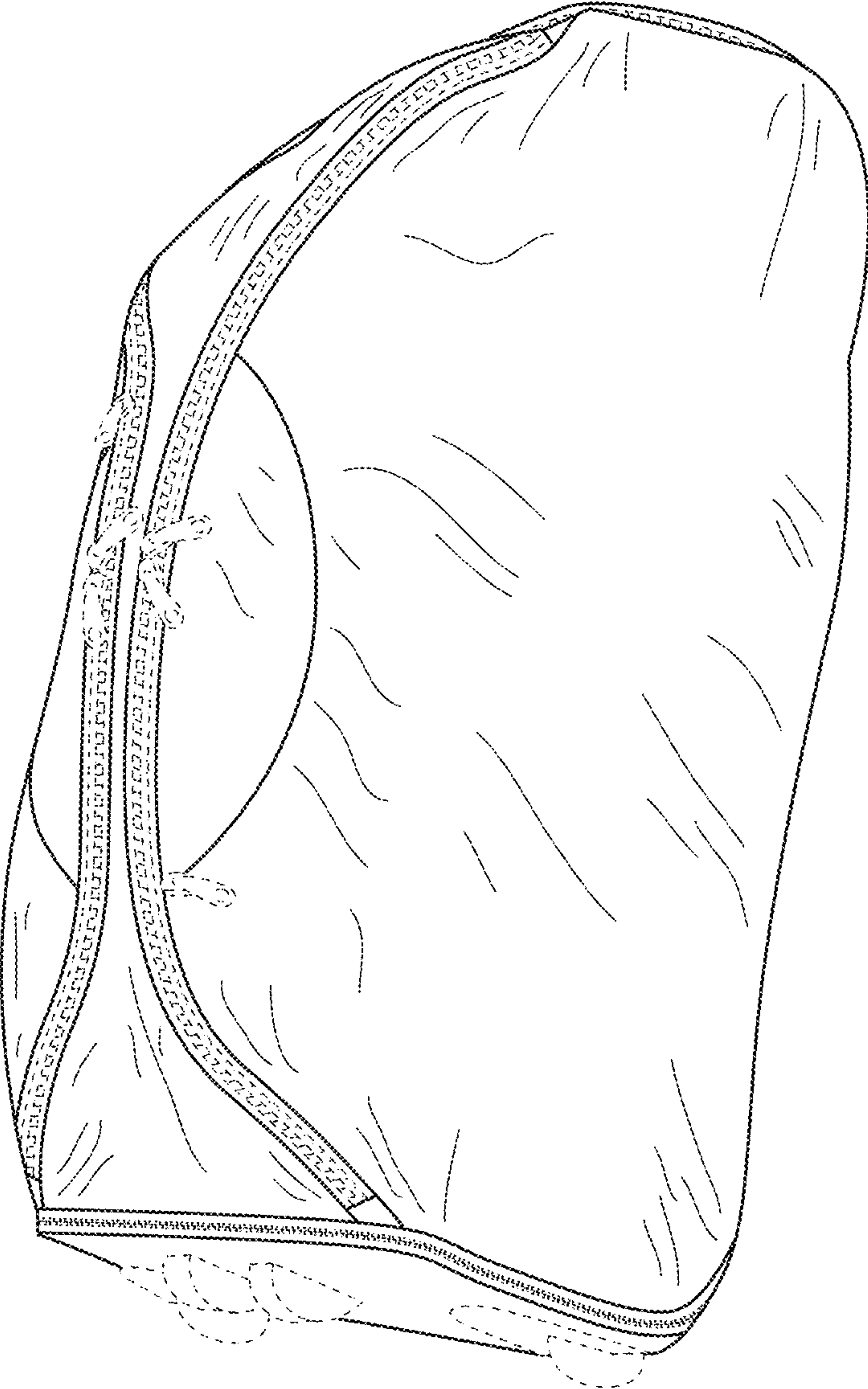


FIG. 1

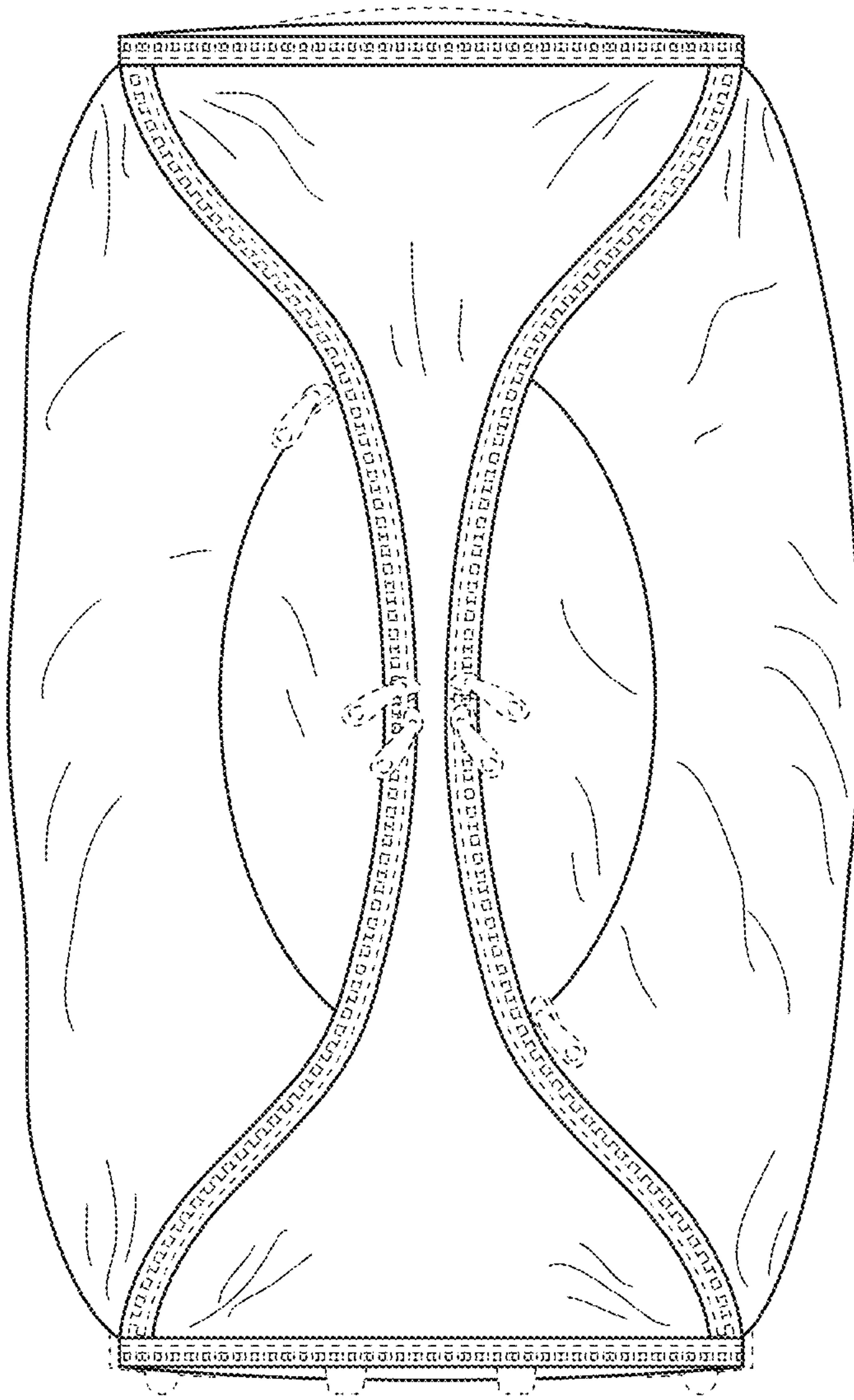


FIG.2

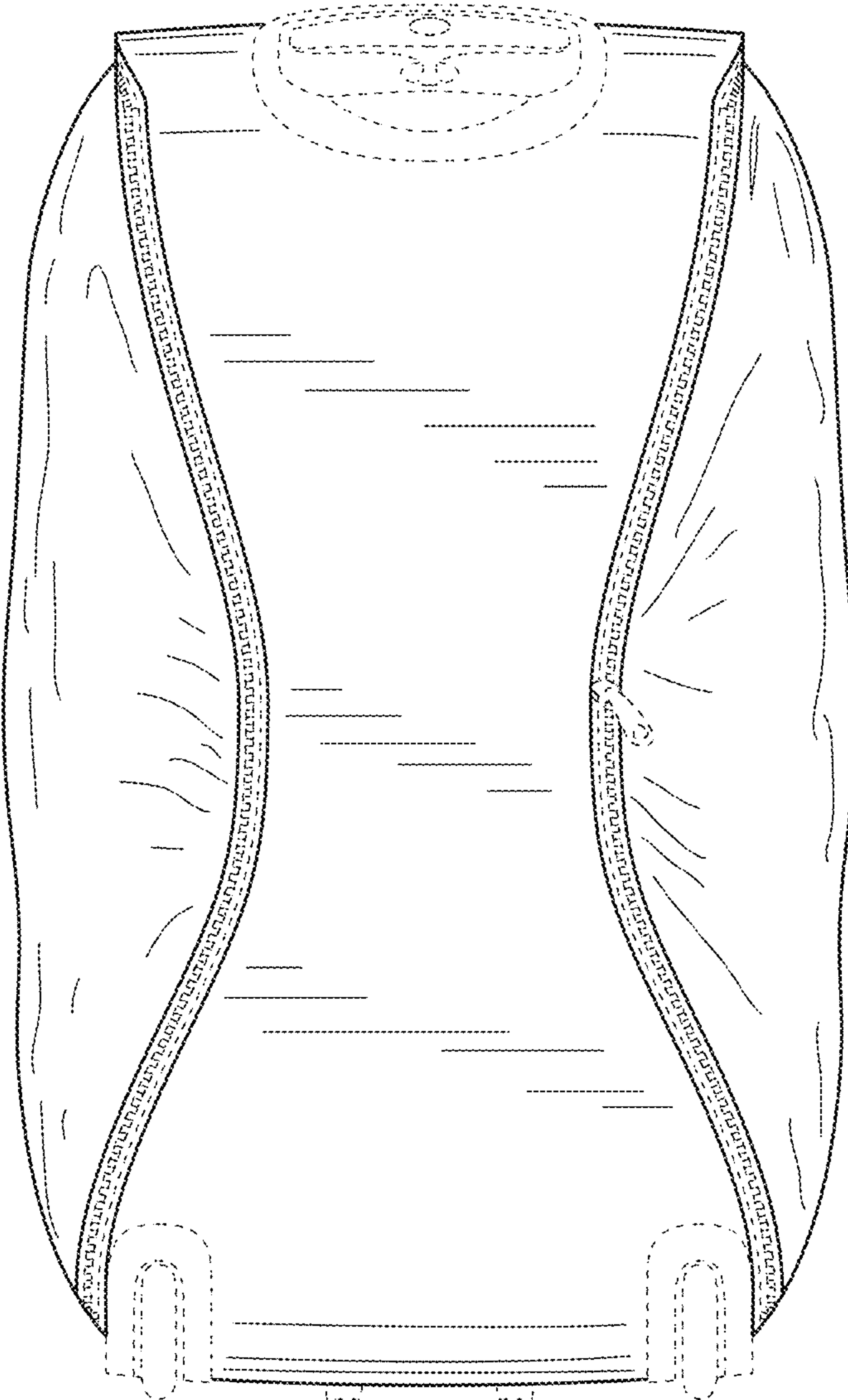


FIG.3

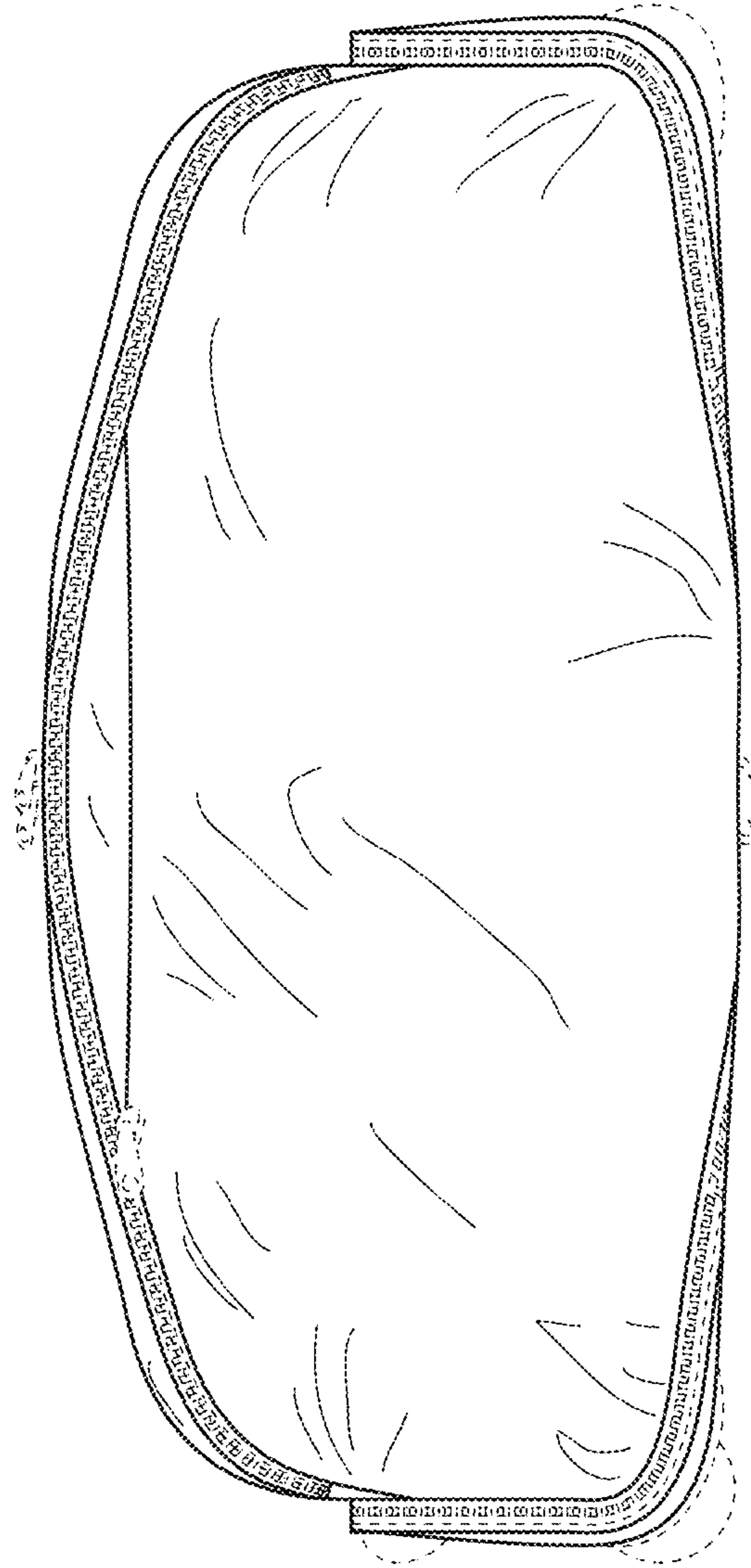


FIG.4

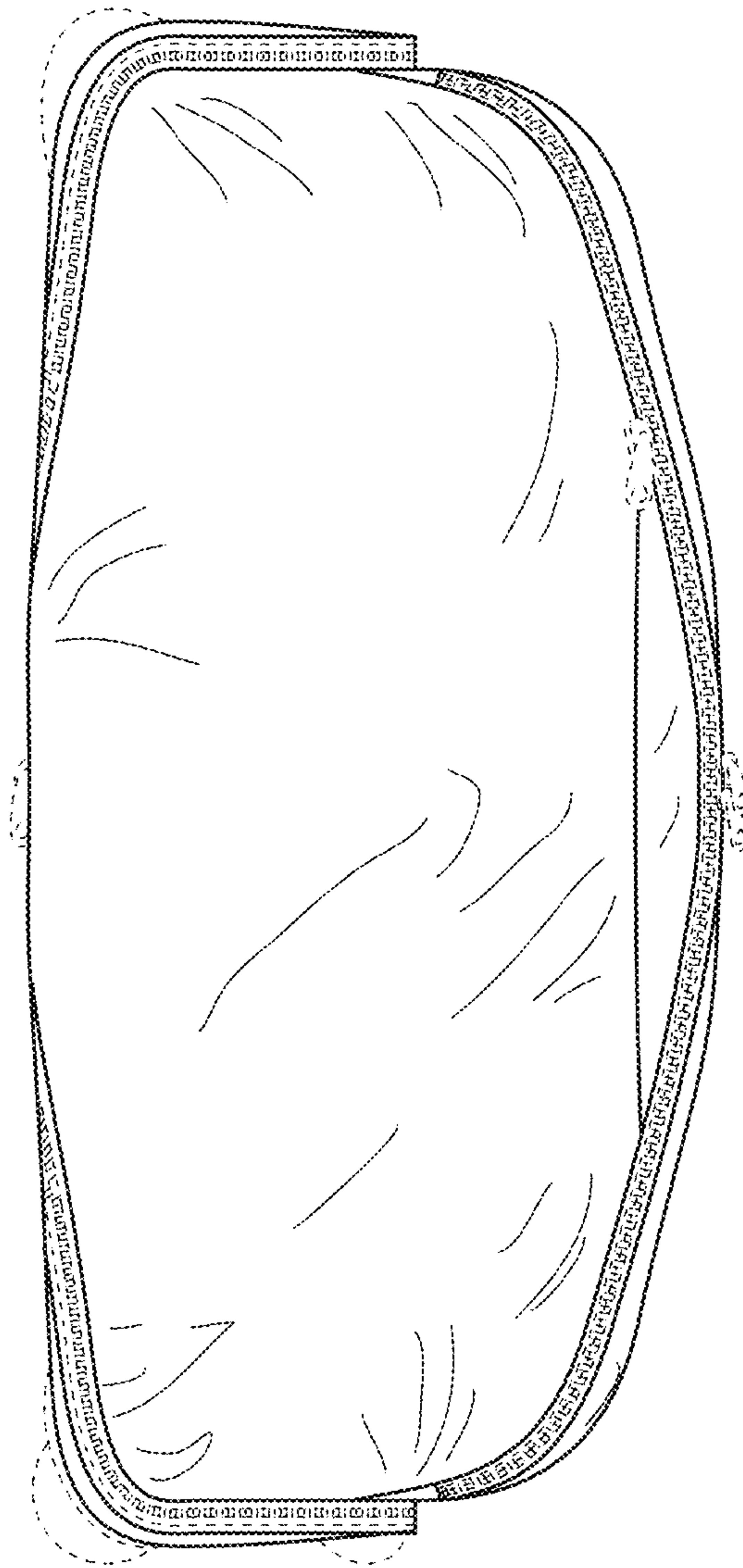


FIG.5

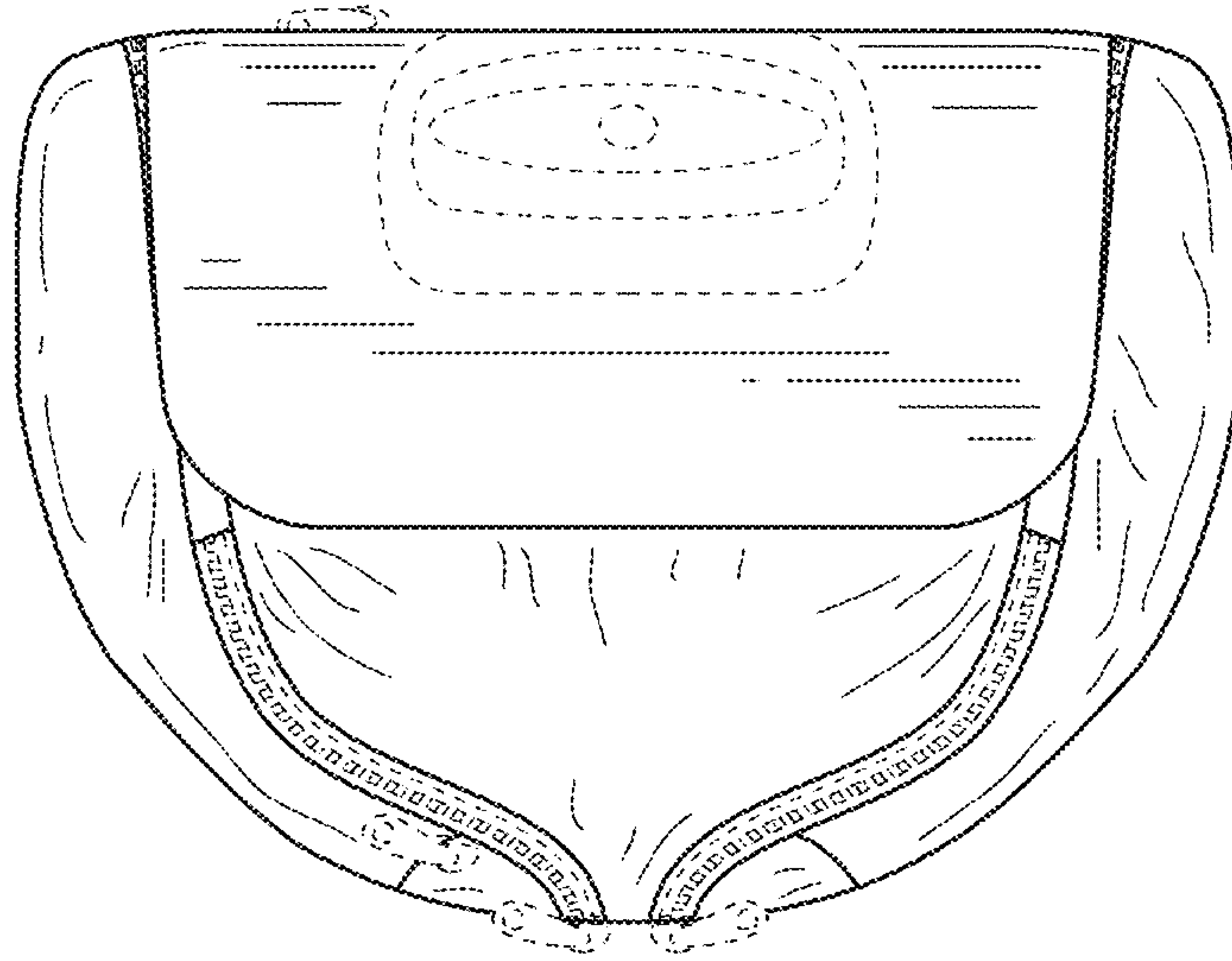


FIG. 6

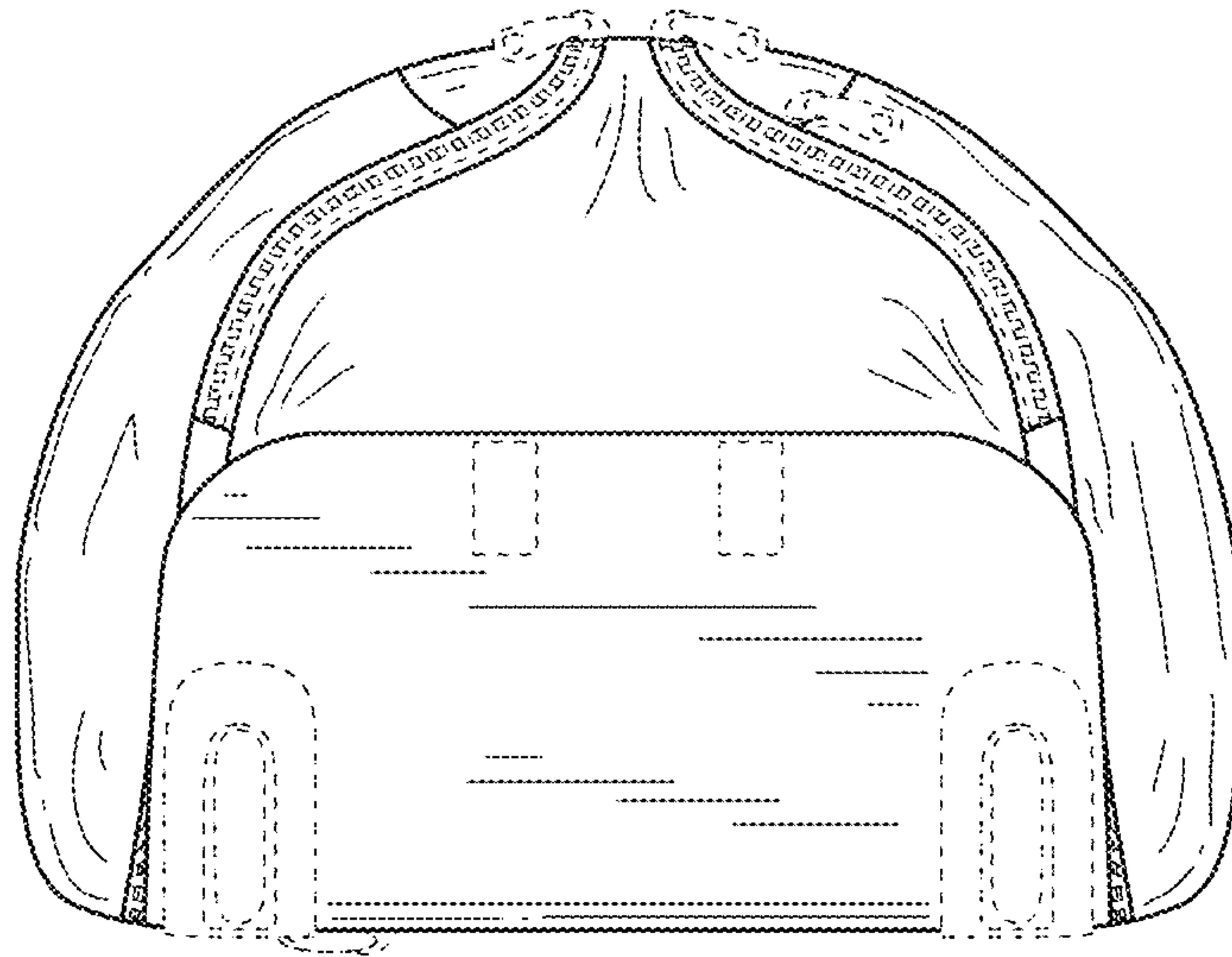


FIG. 7