



US00D688454S

(12) **United States Design Patent**  
**Saunders**

(10) **Patent No.:** **US D688,454 S**

(45) **Date of Patent:** **\*\* Aug. 27, 2013**

(54) **BOOT CONTAINER**

(71) Applicant: **Wendy Saunders**, London (GB)

(72) Inventor: **Wendy Saunders**, London (GB)

(\*\*) Term: **14 Years**

(21) Appl. No.: **29/437,666**

(22) Filed: **Nov. 20, 2012**

(30) **Foreign Application Priority Data**

Oct. 3, 2012 (EP) ..... 002112664-0001

(51) **LOC (9) Cl.** ..... **03-01**

(52) **U.S. Cl.**  
USPC ..... **D3/269**

(58) **Field of Classification Search**  
USPC ..... D3/269, 261, 270, 271.1, 271.4;  
150/107; D9/614, 416, 618, 621, 631; 383/6,  
383/25, 66; 206/315.1, 278, 286, 292, 579,  
206/269, 289, 273, 274, 276, 317, 904; 190/13  
F, 103

See application file for complete search history.

(56) **References Cited**

**U.S. PATENT DOCUMENTS**

D159,471 S \* 8/1950 Chour ..... D3/261  
D251,575 S \* 4/1979 Molinari et al. .... D3/238  
D287,548 S \* 1/1987 Kraynack-Simon ..... D3/269  
D344,626 S \* 3/1994 Landa ..... D3/271.4  
D367,173 S \* 2/1996 Trihus ..... D3/317

5,513,787 A \* 5/1996 Reed ..... 224/602  
5,564,539 A \* 10/1996 Duensing ..... 190/107  
D398,447 S \* 9/1998 Lalani ..... D3/261  
D547,063 S \* 7/2007 Soetardjo et al. .... D3/269  
D565,294 S \* 4/2008 Limber ..... D3/269  
D610,789 S \* 3/2010 Ng ..... D2/970  
D612,587 S \* 3/2010 Wang ..... D2/910  
D674,189 S \* 1/2013 Robinson ..... D3/269

\* cited by examiner

*Primary Examiner* — Cynthia Ramirez

(74) *Attorney, Agent, or Firm* — Burns & Levinson LLP;  
Michael H. Brodowski; Marlo Schepper Grolnic

(57) **CLAIM**

The ornamental design for a boot container, as shown and described.

**DESCRIPTION**

FIG. 1 is a front view of a boot container showing my new design;

FIG. 2 is a rear view of the boot container;

FIG. 3 is a rear, interior view of the boot container;

FIG. 4 is a side view of the boot container;


FIG. 5 is a top view of the boot container; and,

FIG. 6 is a bottom view of the boot container.

The broken line showing of an element in the interior of the boot container in FIG. 3 is included for the purpose of illustrating portions of the boot container and forms no part of the claimed design.

The broken lines along the folds and edges of the boot container depict stitching.

**1 Claim, 6 Drawing Sheets**



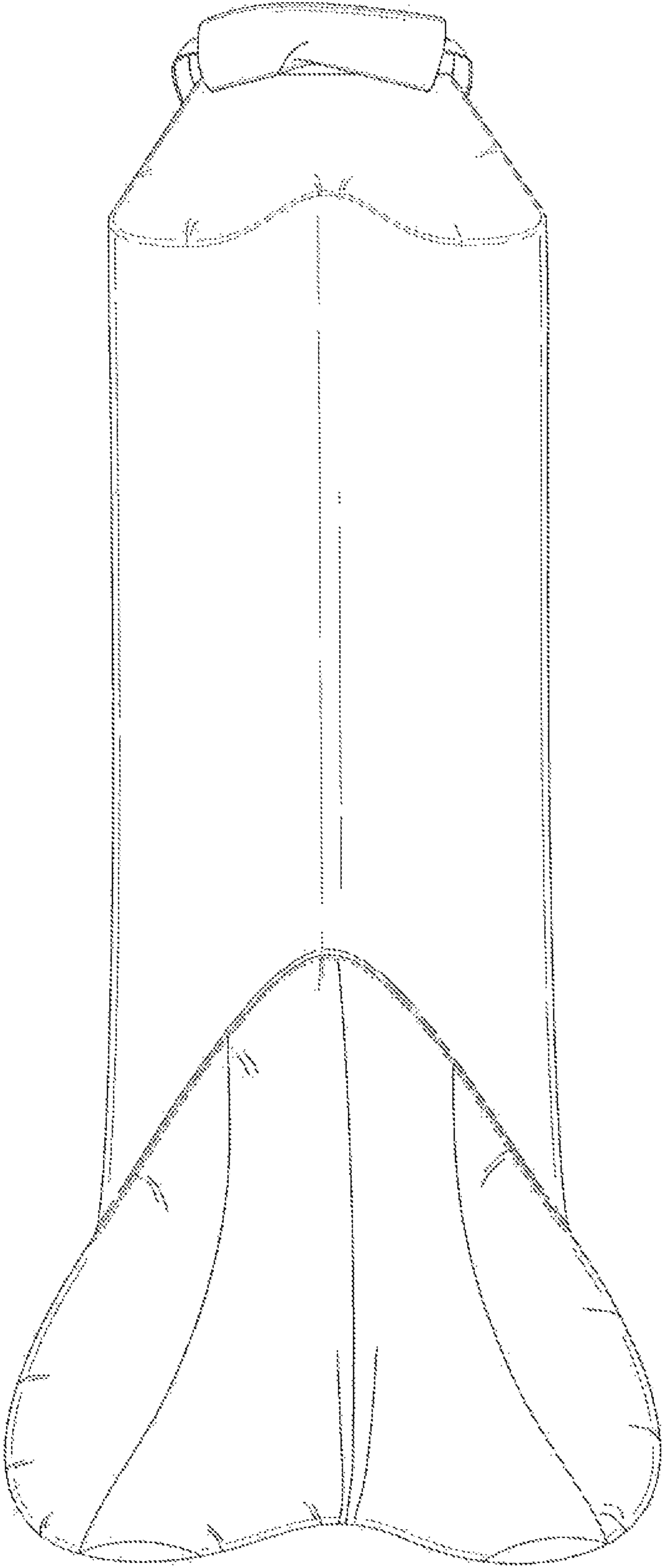


FIG. 1

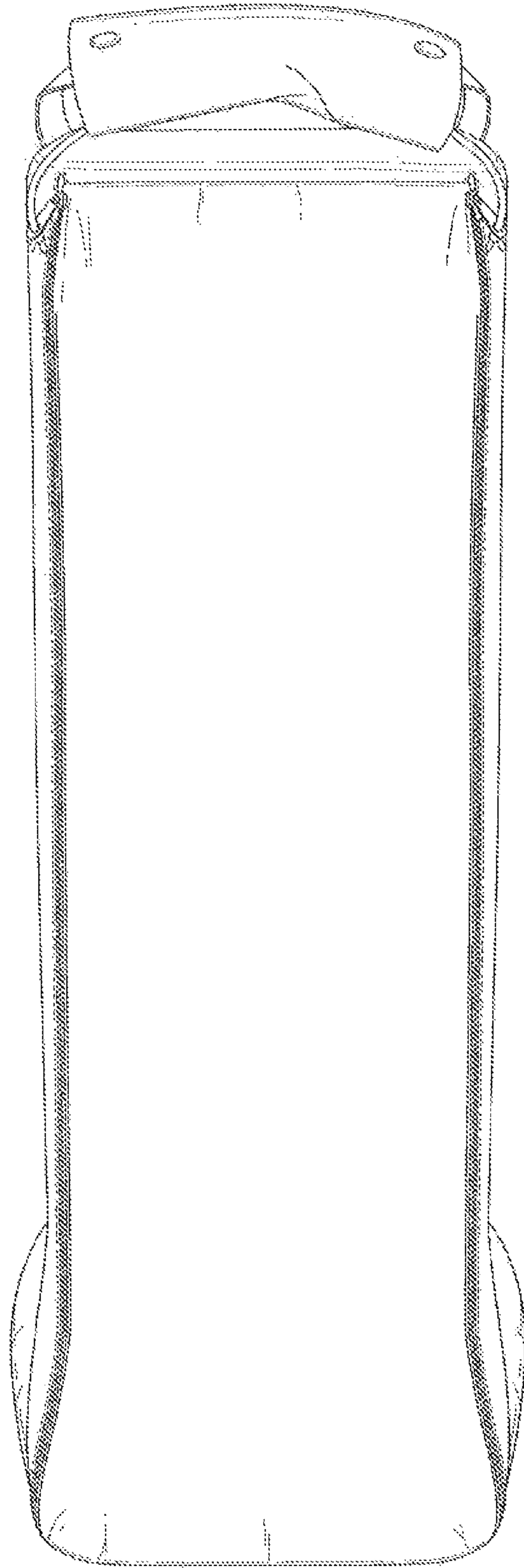


FIG. 2

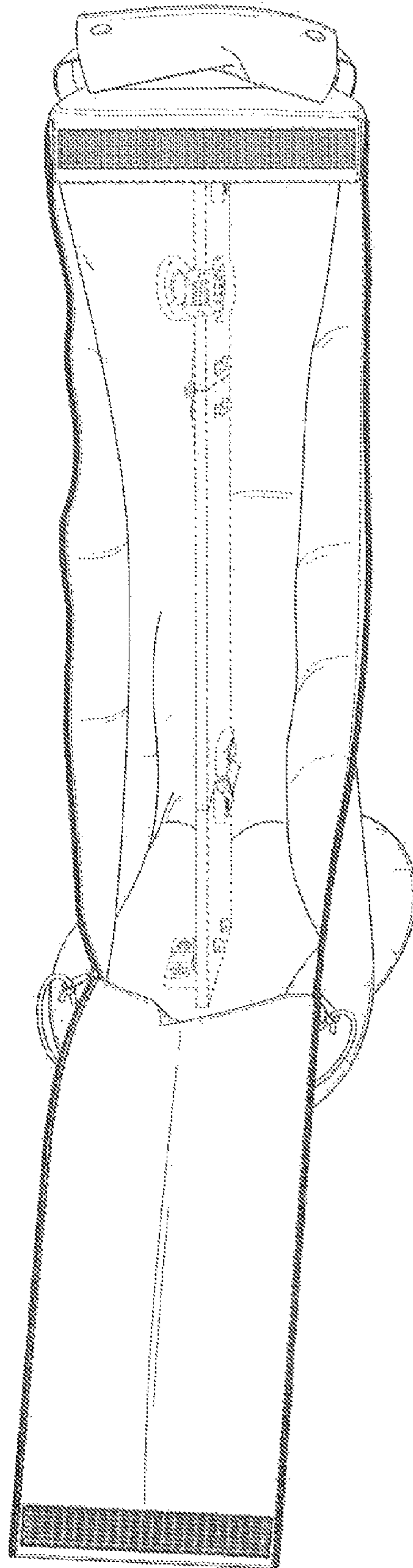


FIG. 3



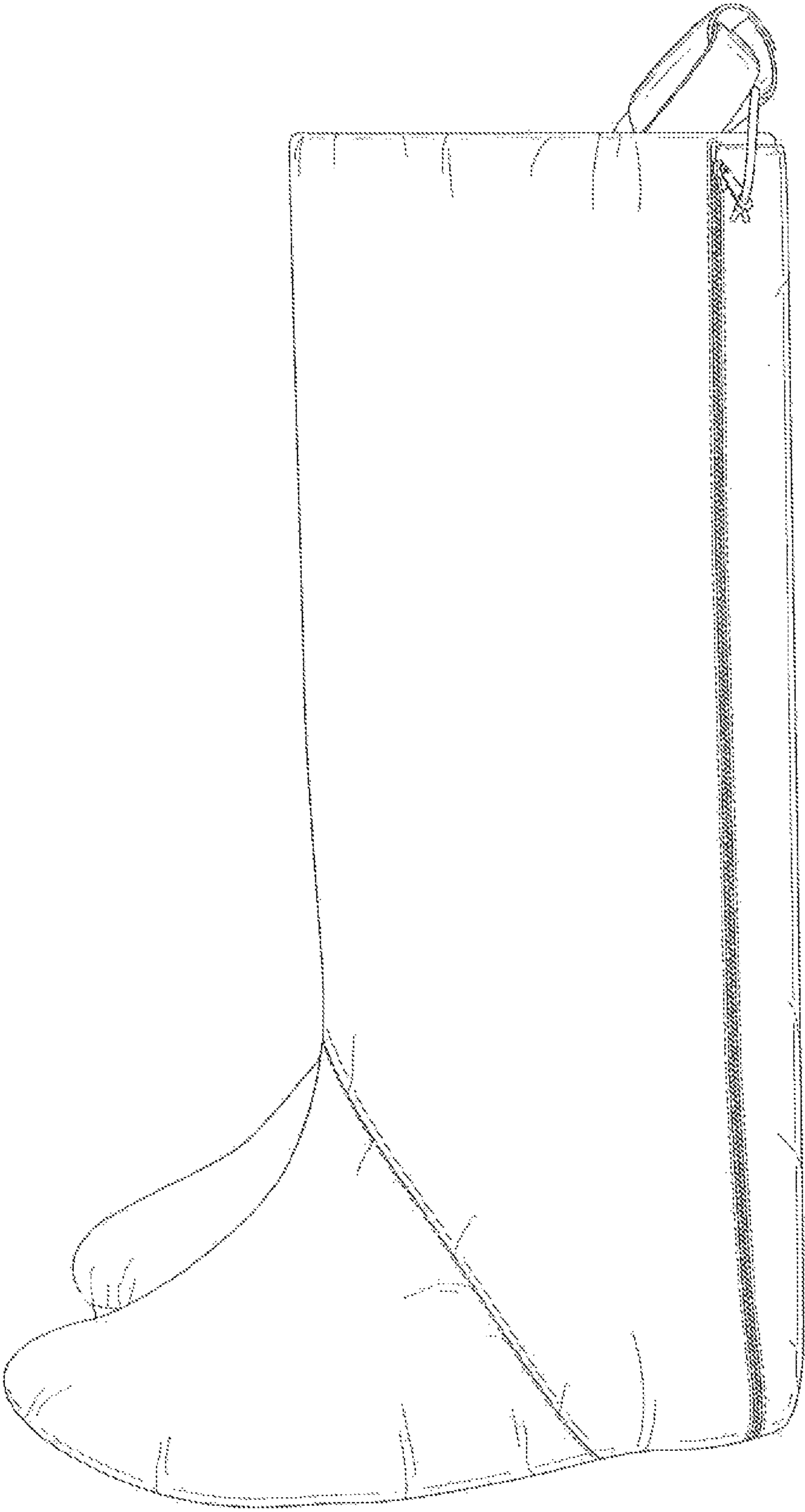


FIG. 4

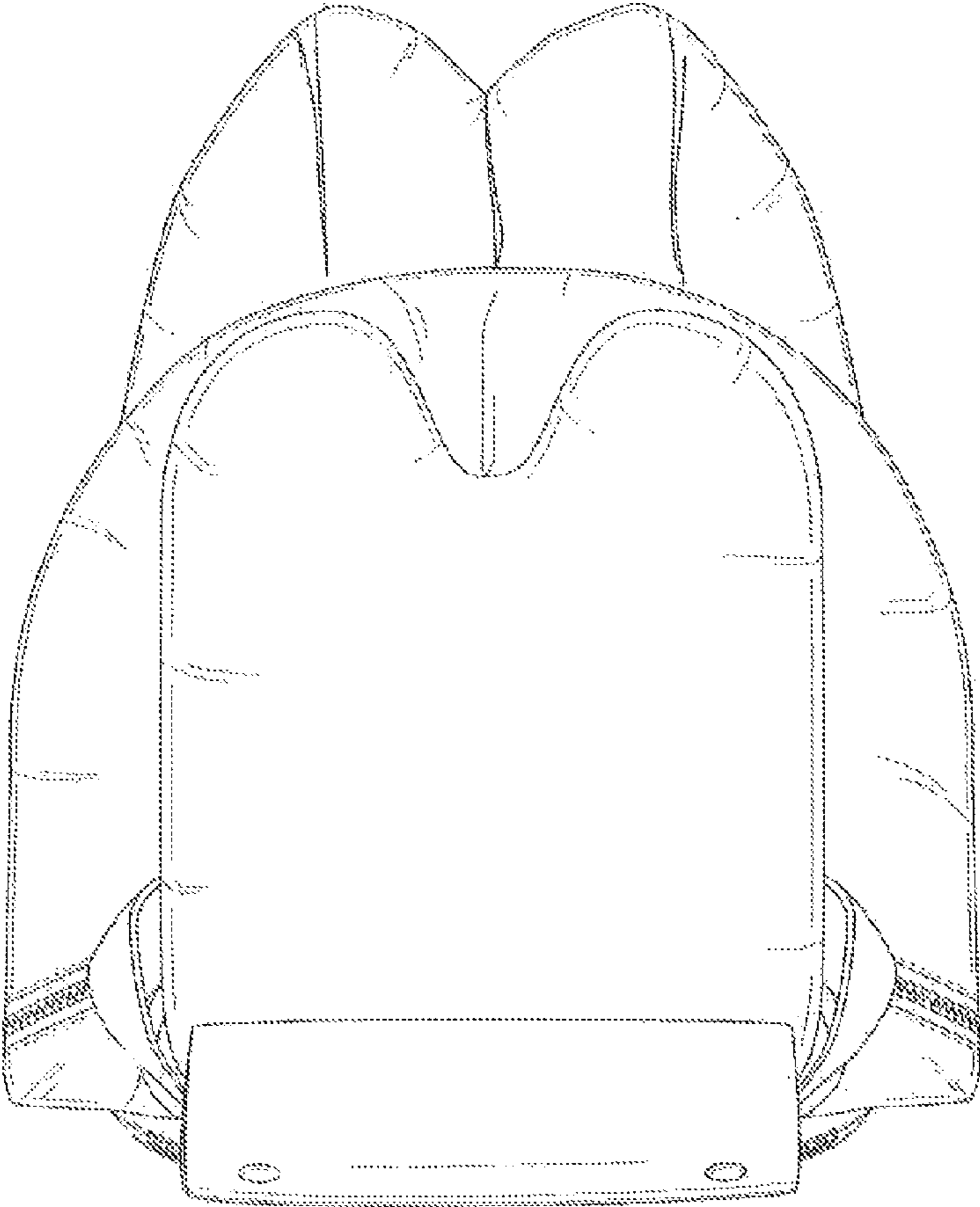


FIG. 5

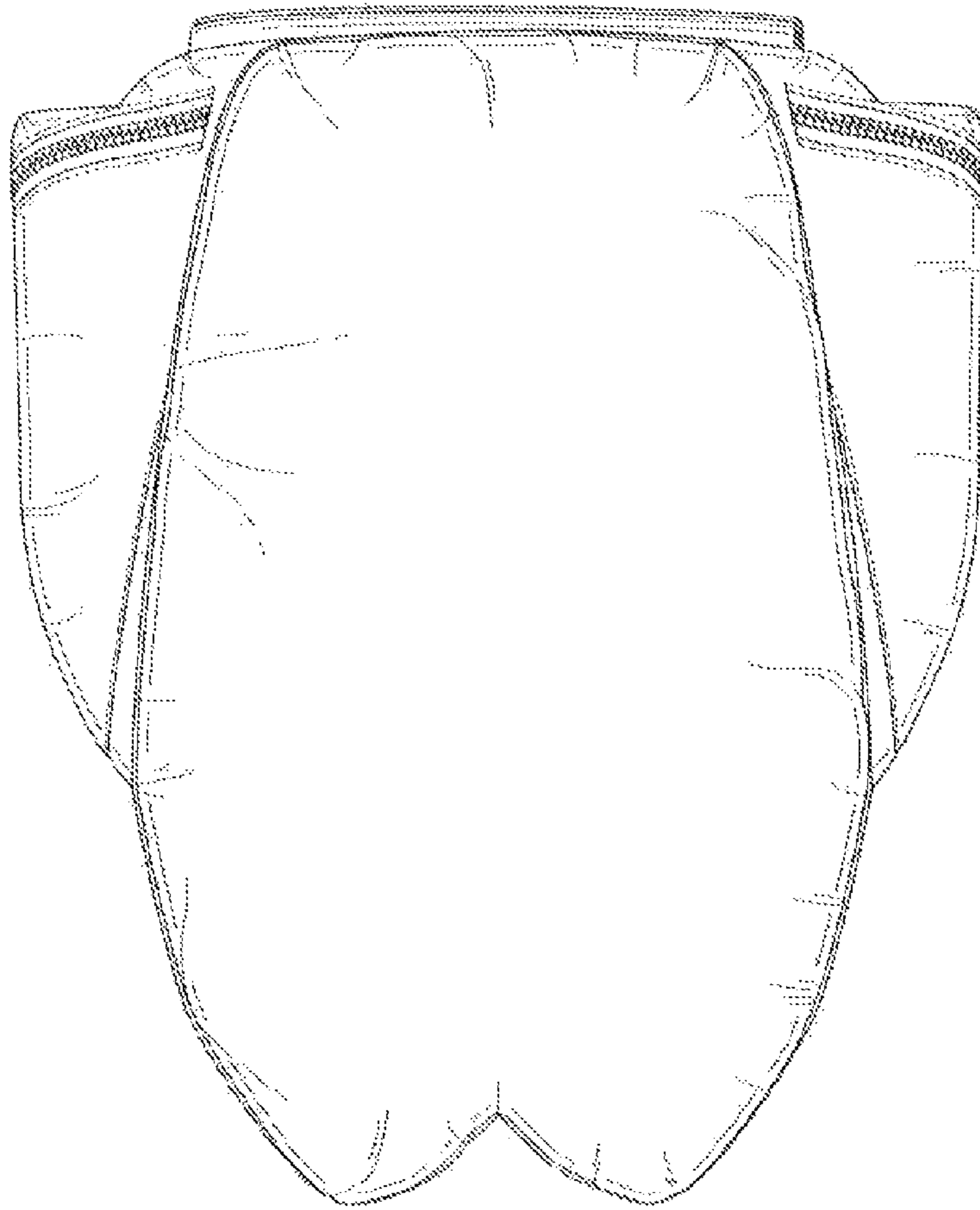


FIG. 6