



US00D688430S

(12) **United States Design Patent**
Meda et al.

(10) **Patent No.:** **US D688,430 S**

(45) **Date of Patent:** **** Aug. 20, 2013**

(54) **DOOR FOR A LAUNDRY APPLIANCE**

(75) Inventors: **Samuele Meda**, Porcia (IT); **Jan Ctvrtnik**, Porcia (IT)

(73) Assignee: **Electrolux Home Products Corporation N.V.** (BE)

(**) Term: **14 Years**

(21) Appl. No.: **29/422,650**

(22) Filed: **May 22, 2012**

(30) **Foreign Application Priority Data**

Nov. 22, 2011 (EM) 001950635-0044
Nov. 22, 2011 (EM) 001950635-0045

(51) **LOC (9) Cl.** **15-05**

(52) **U.S. Cl.**
USPC **D32/25**

(58) **Field of Classification Search**
USPC D32/1, 5-10, 25; 68/3 R, 5 R, 12.01,
68/212; 34/523-524
See application file for complete search history.

(56) **References Cited**

U.S. PATENT DOCUMENTS

D501,966 S 2/2005 Hwang
D506,045 S 6/2005 No et al.
D515,260 S 2/2006 Ha et al.
D517,255 S 3/2006 Kim et al.
D517,257 S 3/2006 Kim et al.
D523,595 S * 6/2006 Carey et al. D32/6

D524,001 S 6/2006 Carey et al.
D542,986 S 5/2007 Crookshanks
D544,157 S 6/2007 Crookshanks
D549,894 S * 8/2007 Wilday D32/6
D579,610 S * 10/2008 Jeon et al. D32/6
D592,367 S 5/2009 Crookshanks
D595,908 S * 7/2009 Park et al. D32/6
D606,267 S * 12/2009 Shor D32/6
D616,162 S * 5/2010 Park et al. D32/6
D616,163 S * 5/2010 Nam et al. D32/25
D618,872 S * 6/2010 Bixby et al. D32/25
7,735,346 B2 * 6/2010 Ha et al. 68/196
D622,918 S * 8/2010 Choi et al. D32/25
7,849,717 B2 * 12/2010 Sunshine 68/13 R
2011/0023561 A1 * 2/2011 Murrell et al. 68/212

* cited by examiner

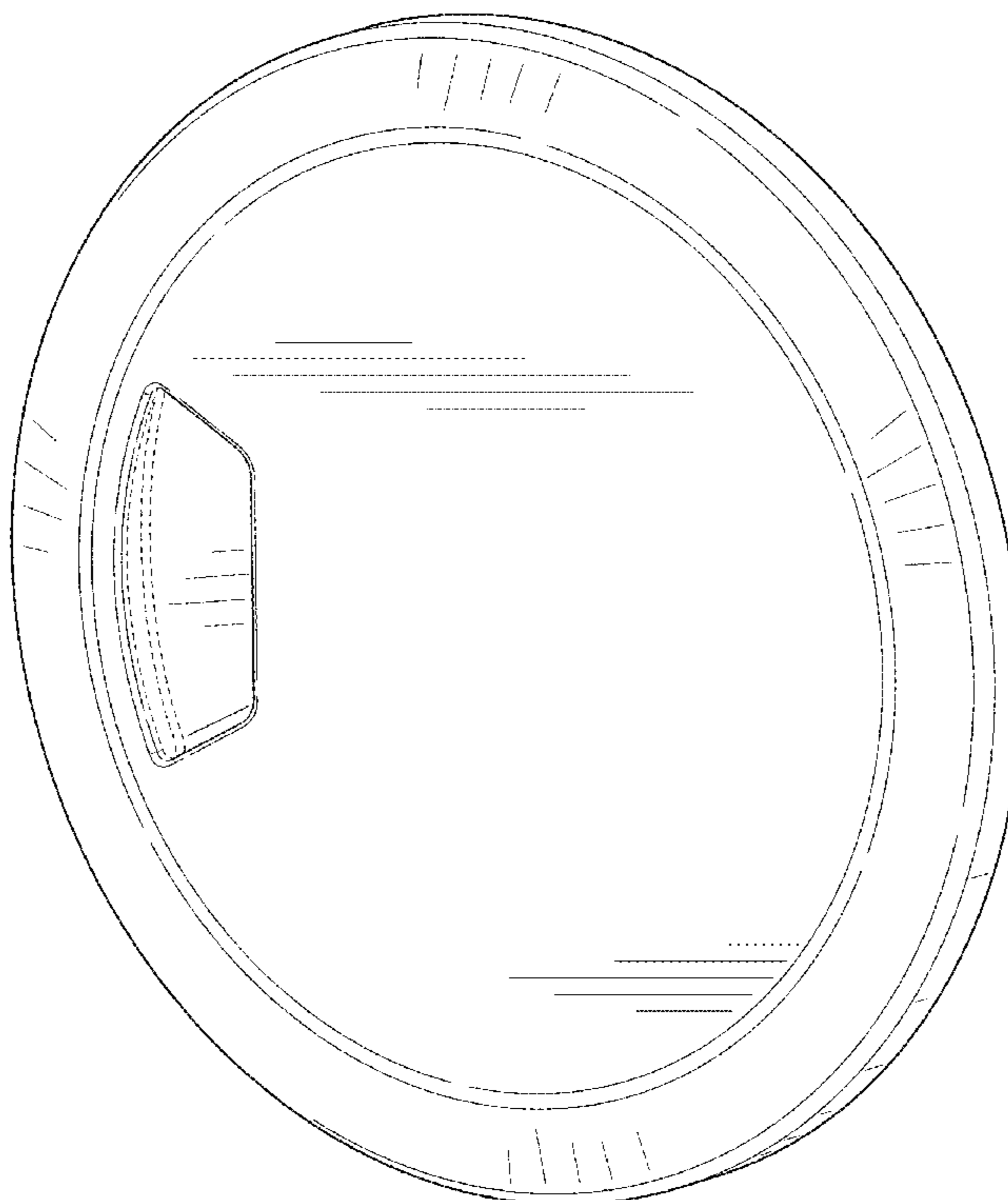
Primary Examiner — T. Chase Nelson
Assistant Examiner — Kathleen M Sims
(74) *Attorney, Agent, or Firm* — Banner & Witcoff, Ltd.

(57) **CLAIM**
The ornamental design for a door for a laundry appliance, as shown and described.

DESCRIPTION

FIG. 1 is a first perspective view of a door for a laundry appliance showing our new design; and FIG. 2 is a front view thereof; and, FIG. 3 is a second perspective view thereof. The broken line showing of an interior region of the door is for environmental purposes only and forms no part of the claimed design.

1 Claim, 3 Drawing Sheets



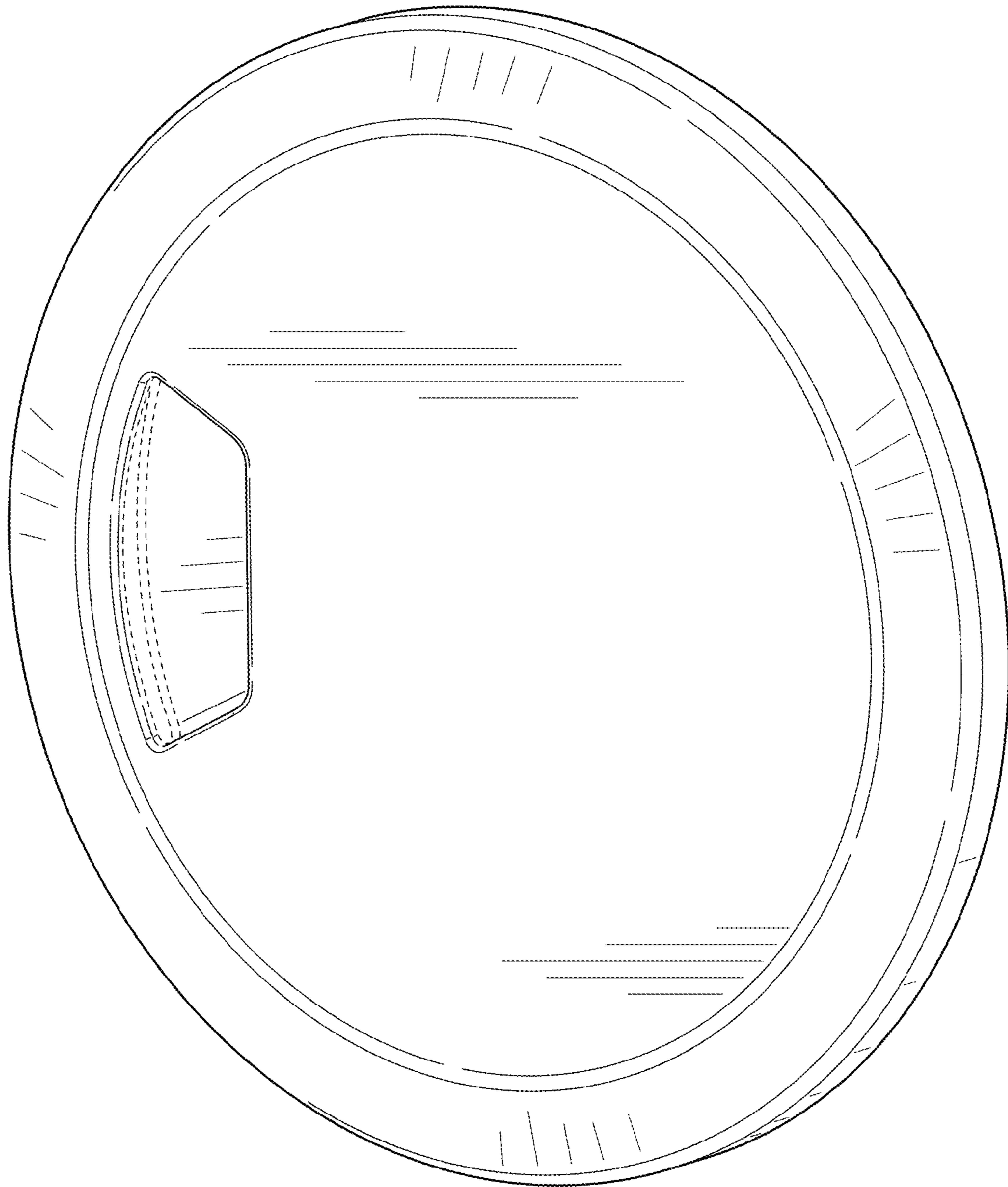


FIG. 1

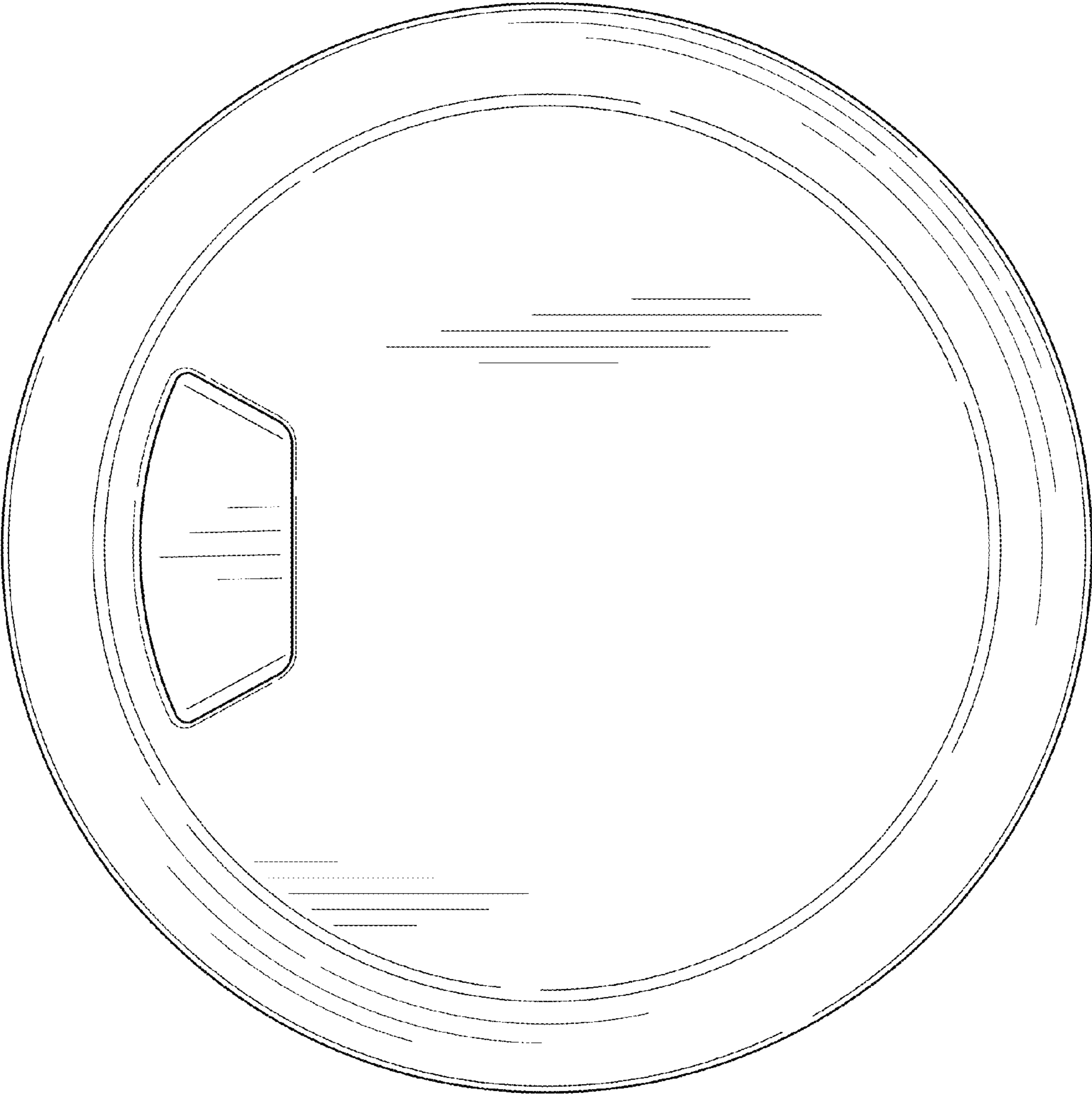


FIG. 2

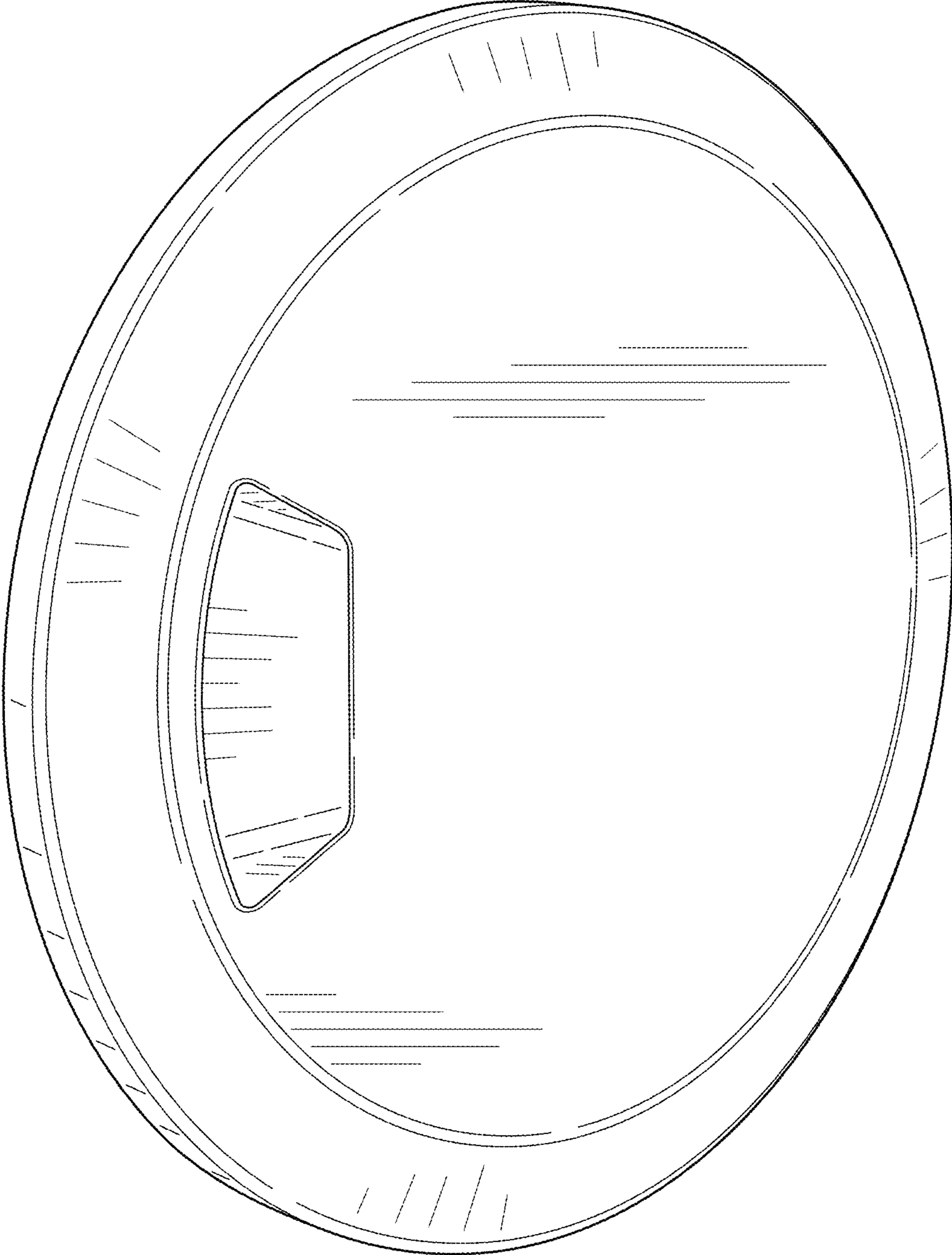


FIG. 3